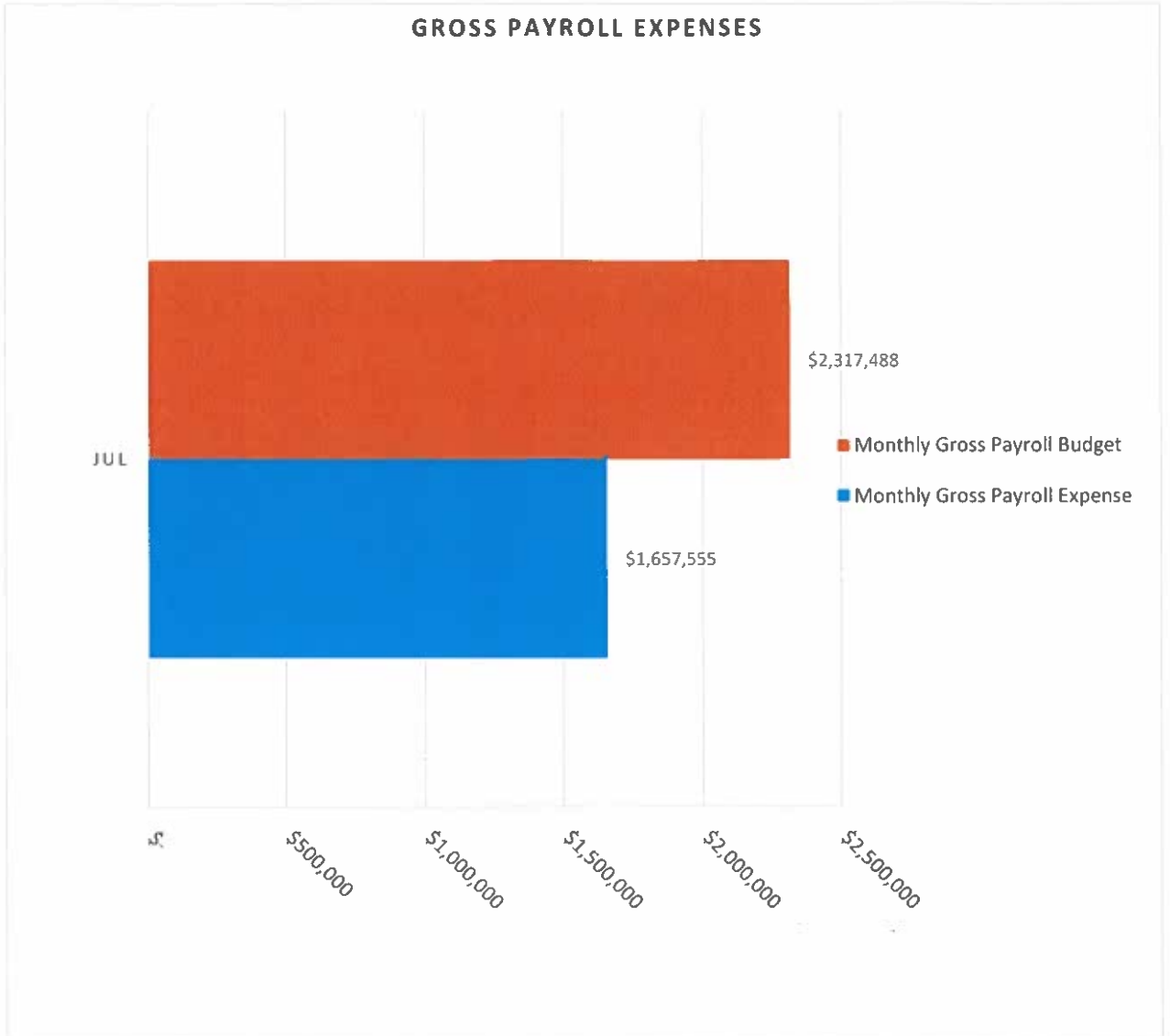
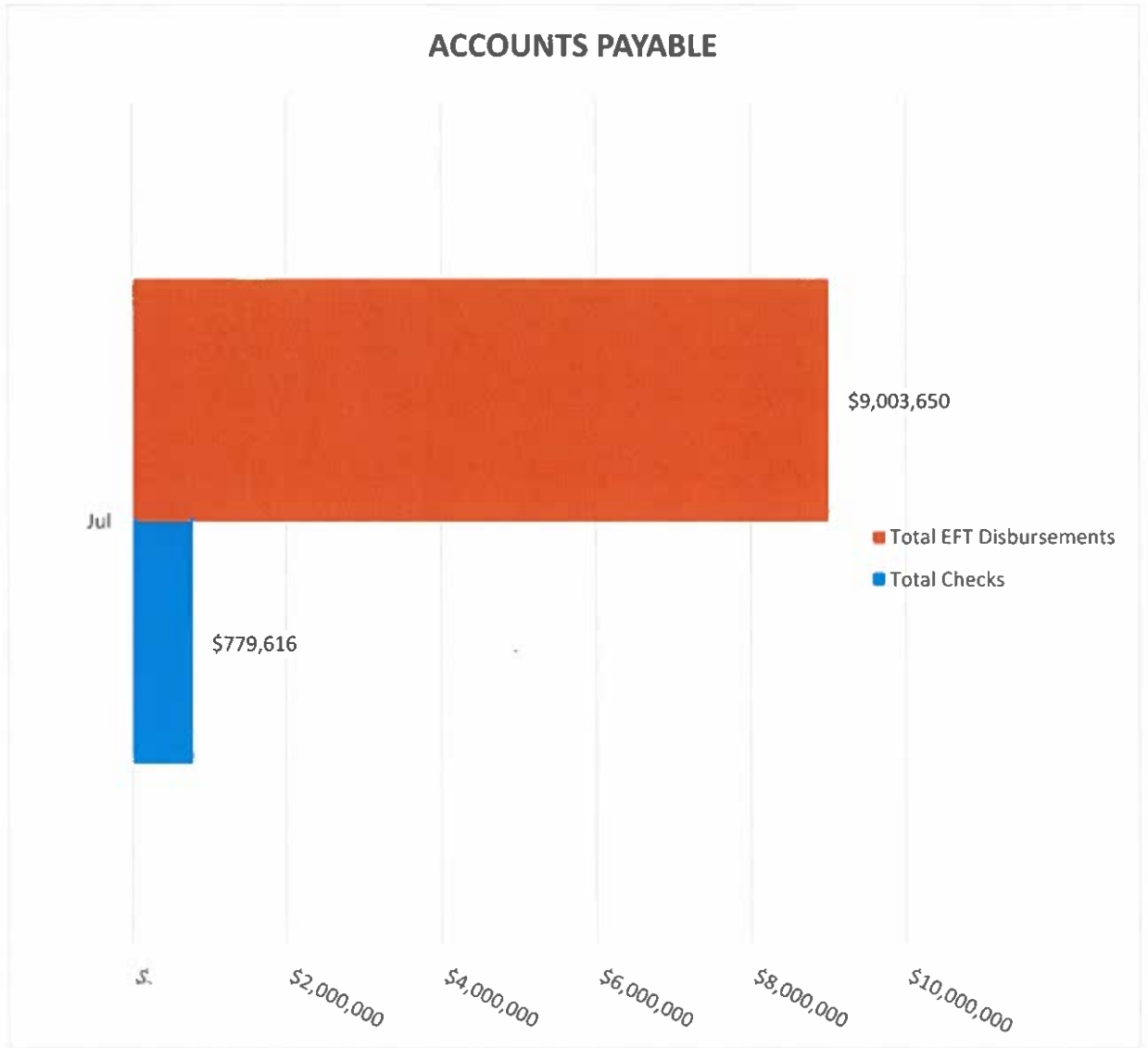




IN THIS REPORT

Expenses	2 - 3
YTD Expenses	4
Investments	5
Debt Service	6
Cost Centers	7 - 8
Appendix A - Disbursements greater than \$50,000	9
Appendix B - Check Register	10
Appendix C - PCard Transactions	11

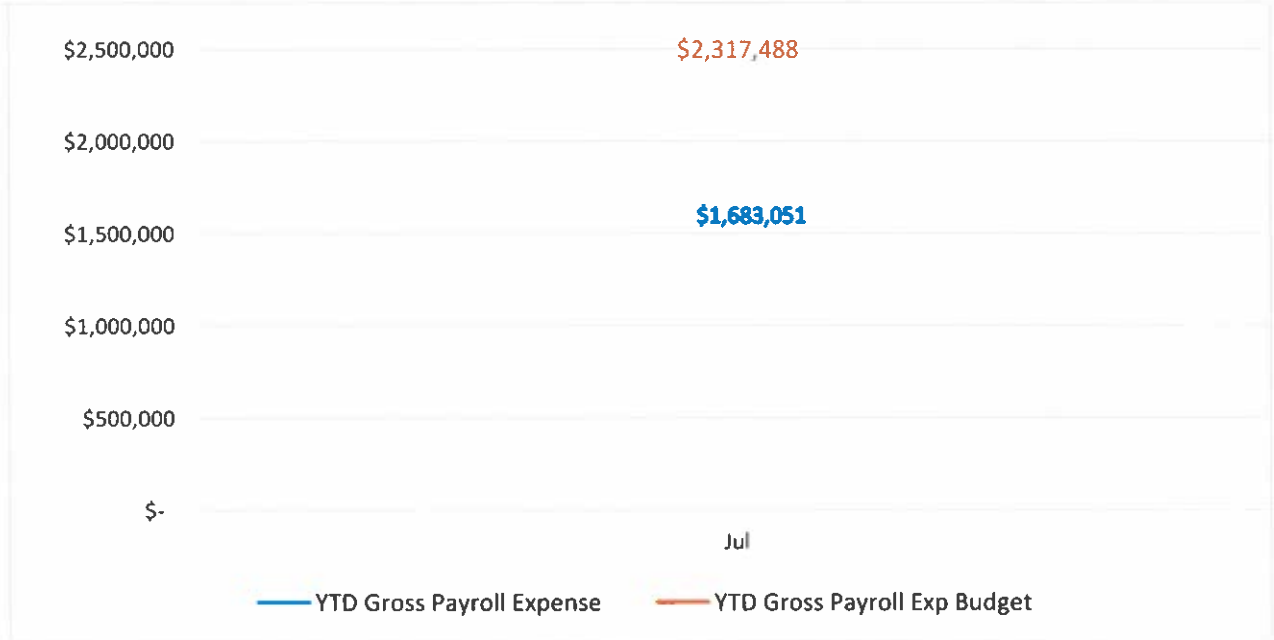




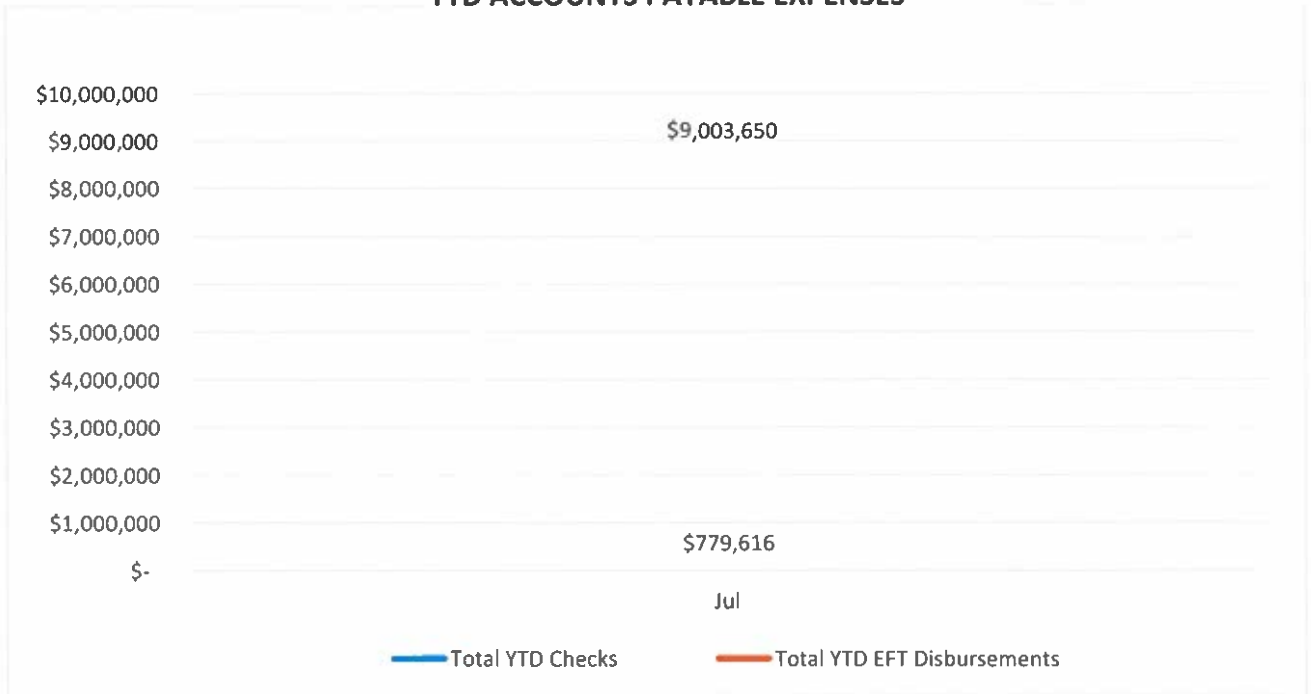
Total July Payroll Expenses	\$ 1,657,555
Total July AP EFT Disbursements	9,003,650
Total July AP Checks	779,616
Total July Payroll and Accounts Payable	<u>\$ 11,440,820</u>

See Appendix B for Detail

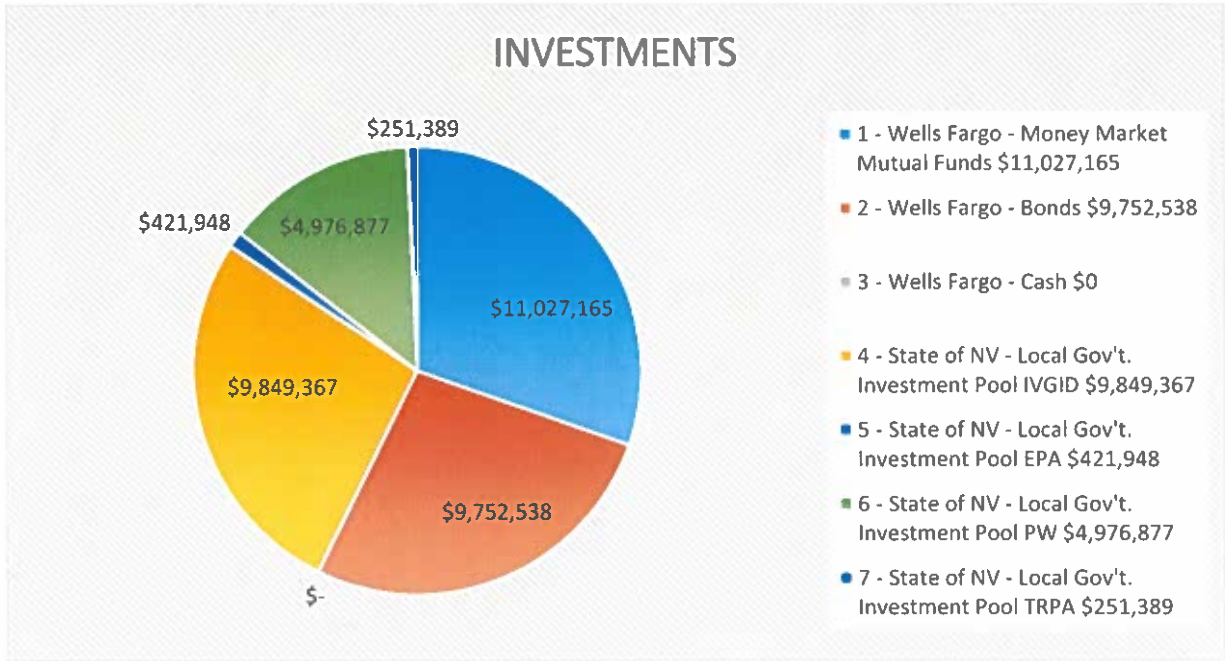
YTD GROSS PAYROLL EXPENSES



YTD ACCOUNTS PAYABLE EXPENSES



Total YTD Gross Payroll Expenses	\$	1,683,051
Total YTD AP Checks		779,616
Total YTD AP EFT Disbursements		9,003,650
Total YTD Payroll and Accounts Payable	\$	11,466,317



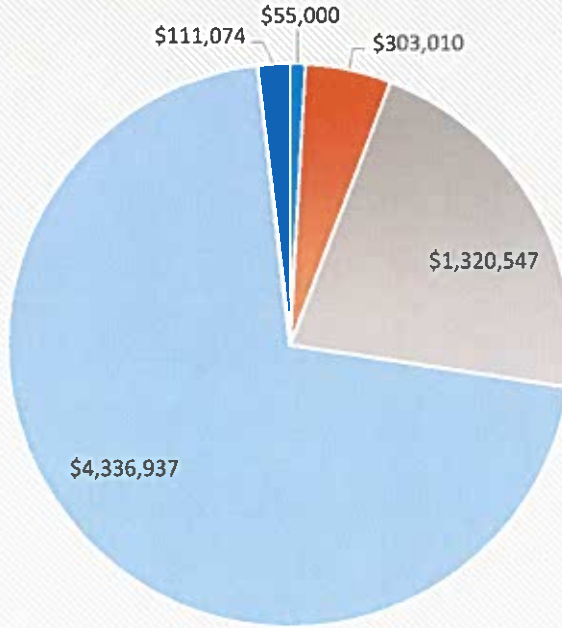
Total Market Value of Investments:	\$ 36,279,284
Total Monthly Interest and Dividends	\$ 130,147
Total Monthly Deposits, Withdrawals & Change in Value	\$ (232,875)

Wells Fargo Bank, NA	Balance	Net Monthly Dividends
Operating Checking	\$ 7,085,713	\$ 38,005
Portion owed to Vets Club	40,710	\$ -
Portion owed to TWSA	133,430	\$ -
Total Wells Fargo Operating Account	7,259,853	\$ 38,005
Flexible Spending Account	1,836	\$ -
Payroll Account (this is a sweep account)	-	\$ -
St. Mary's Health Reimbursement Account	54,212	\$ -
Totals	\$ 7,315,901	\$ 38,005

Total Monthly Interest and Dividends	\$ 130,147
Total Monthly Dividends - Wells Fargo	38,005
Total Monthly Interest and Dividends	\$ 168,152

Debt Service

July 2024



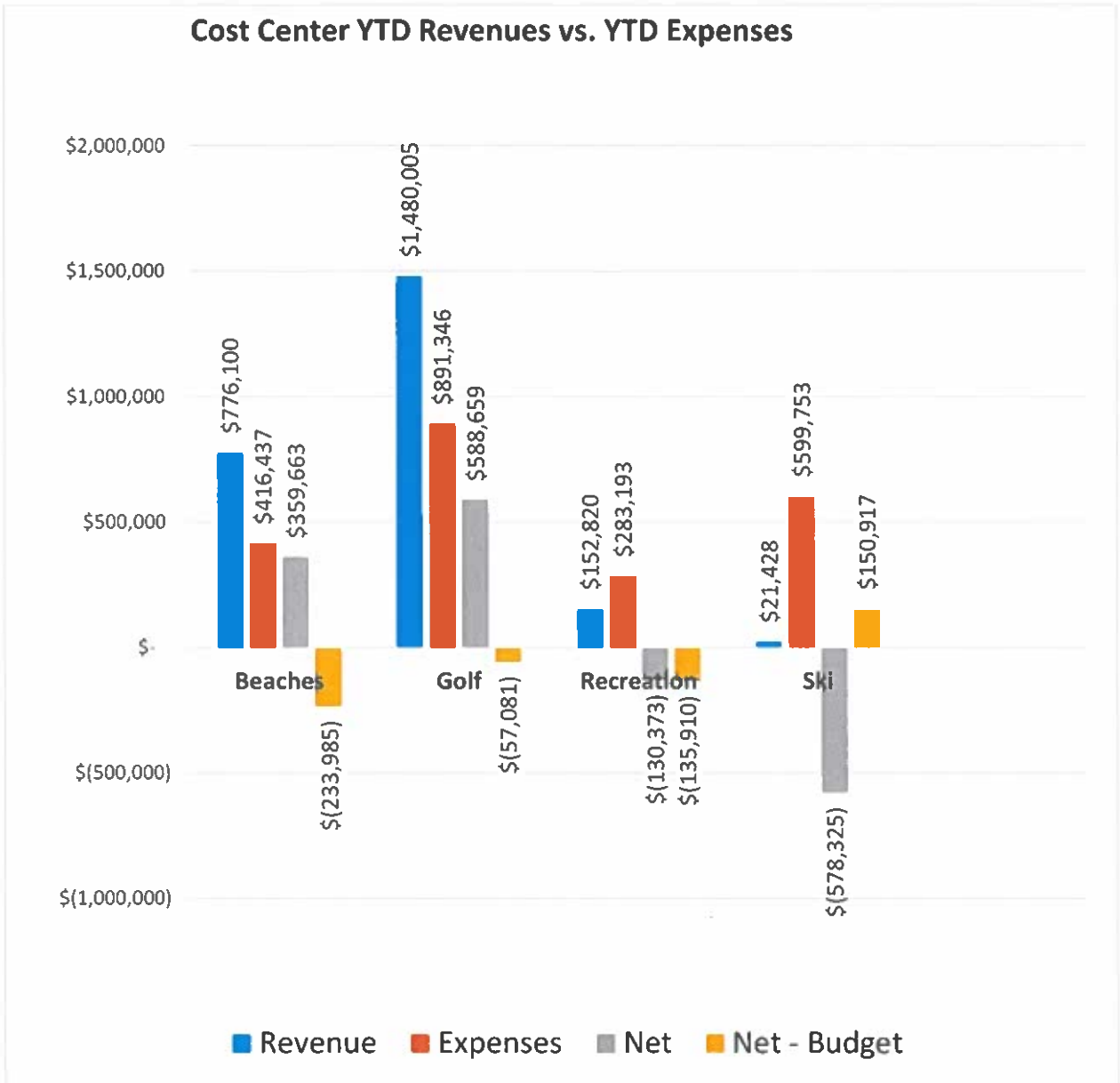
- State of NV - Clean Water State Revolving Fund Loan - CW2303 \$55,000 (currently interest only payments) **
- State of NV - State Water Pollution Revolving Fund (Water Pollution) - CS32-0404 \$303,010
- State of NV - State Water Pollution Revolving Fund (Drinking Water) - DW1201 \$1,320,547
- State of NV - Clean Water State Revolving Fund Loan - CW2303 \$4,336,937 (currently interest only payments) **
- State of NV - Revolving Funds (Drinking Water) - IVGID-1 \$111,074

Debt Service	Maturity Date	Outstanding Debt	Monthly Interest Expense	Next Debt Payment Date	Next Debt Payment Amount
State of NV - Clean Water State Revolving Fund Loan - CW2303 \$55,000 (currently interest only payments) **	1/1/2054	\$ 55,000	2.19%	1/1/2025	\$ 602
State of NV - State Water Pollution Revolving Fund (Water Pollution) - CS32-0404 \$303,010	1/1/2026	\$ 303,010	\$ 688	1/1/2025	\$ 103,768
State of NV - State Water Pollution Revolving Fund (Drinking Water) -DW1201 \$1,320,547	1/1/2032	\$ 1,320,547	\$ 2,630	1/1/2025	\$ 96,686
State of NV - Clean Water State Revolving Fund Loan - CW2303 \$4,336,937 (currently interest only payments) **	1/1/2053	\$ 4,336,937	2.19%	1/1/2025	\$ 47,489
Stata of NV - Revolving Funds (Drinking Water) - IVGID-1 \$111,074	7/1/2025	\$ 111,074	\$ 285	1/1/2025	\$ 56,824
TOTALS		\$ 6,126,568			

** Estimate - Loan is currently interest only payment



Cost Center YTD Revenues vs. YTD Expenses



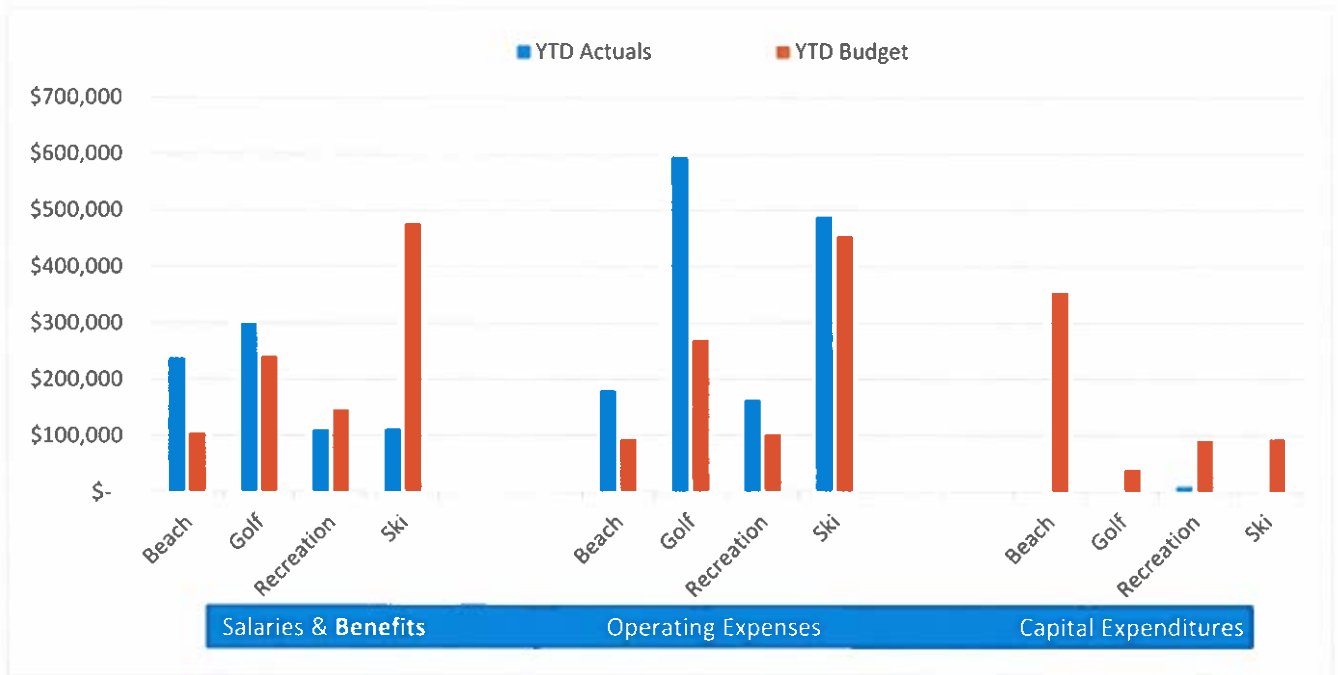
Cost Center	YTD Revenues	YTD Expenses	Net	YTD Net Annualized Budget
Beaches	\$ 776,100	\$ 416,437	\$ 359,663	\$ (233,985)
Golf	\$ 1,480,005	\$ 891,346	\$ 588,659	\$ (57,081)
Recreation	\$ 152,820	\$ 283,193	\$ (130,373)	\$ (135,910)
Ski	\$ 21,428	\$ 599,753	\$ (578,325)	\$ 150,917
TOTALS	\$ 2,430,353	\$ 2,190,729	\$ 239,624	\$ (276,060)

Cost Center Reports **July 2024**

Breakdown of Expenditures

Cost Center	YTD Sal & Benefits	YTD Operating Exp.	YTD Capital Expenditures	YTD Total Expenditures
Beaches	\$ 236,898	\$ 179,396	\$ 143	\$ 416,437
Golf	\$ 297,416	\$ 593,930	\$ -	\$ 891,346
Recreation	\$ 110,289	\$ 163,317	\$ 9,587	\$ 283,193
Ski	\$ 110,741	\$ 487,435	\$ 1,577	\$ 599,753
TOTALS	\$ 755,344	\$ 1,424,078	\$ 11,307	\$ 2,190,729

Expenditure Categories Comparison to Budget



ATTACHMENT A

CHECK NUMBER	CHECK DATE	CHECK TYPE	VENDOR NAME	ORG	OBJECT	AMOUNT	DEPT NAME	DIVISION
9264	07/18/2024	EFT	Granite Construction Company	20002524	8120	3,014,331.05	Sewer	Transmission
9264	07/18/2024	EFT	Granite Construction Company	20002599	8120	1,476,322.27	Sewer	Administration
						<u>4,490,653.32</u>		
9291	07/26/2024	EFT	Granite Construction Company	20002524	8120	2,873,168.70	Sewer	Transmission
9189	07/03/2024	EFT	Granite Construction Company	20002599	8120	1,096,871.32	Sewer	Administration
9234	07/11/2024	EFT	Thermo Electron North America LLC	20002297	8120	80,372.06	Water	Shared Expenses
9187	07/03/2024	EFT	Construction Materials Engineers, INC	20002524	8120	65,095.00	Sewer	Transmission
11822756	07/03/2024	PRINTED	First Nonprofit Companies, Inc.	950	2013	53,175.00	Unclassified	Unclassified

ATTACHMENT B

CHECK NUMBER	CHECK DATE	CHECK TYPE	VENDOR NAME	ORG	OBJECT	AMOUNT	DEPT NAME	DIVISION
9209	07/11/2024	EFT	Amazon Capital Services, INC	39003999	7415	649.90	Beach	Administration
9244	07/18/2024	EFT	Amazon Capital Services, INC	39003999	7415	151.92	Beach	Administration
9178	07/03/2024	EFT	Airgas National Carbonation	39003985	7425	210.49	Beach	Aquatics
9207	07/11/2024	EFT	Airgas National Carbonation	39003985	7425	223.96	Beach	Aquatics
9207	07/11/2024	EFT	Airgas National Carbonation	39003985	7425	86.69	Beach	Aquatics
9209	07/11/2024	EFT	Amazon Capital Services, INC	39003985	7415	210.47	Beach	Aquatics
9209	07/11/2024	EFT	Amazon Capital Services, INC	39003985	7415	69.98	Beach	Aquatics
9209	07/11/2024	EFT	Amazon Capital Services, INC	39003985	7415	67.86	Beach	Aquatics
9233	07/11/2024	EFT	Thatcher Company of Nevada, Inc	39003985	7425	3,639.45	Beach	Aquatics
9233	07/11/2024	EFT	Thatcher Company of Nevada, Inc	39003985	7425	(460.00)	Beach	Aquatics
9241	07/18/2024	EFT	Airgas National Carbonation	39003985	7425	212.48	Beach	Aquatics
9241	07/18/2024	EFT	Airgas National Carbonation	39003985	7425	138.69	Beach	Aquatics
9244	07/18/2024	EFT	Amazon Capital Services, INC	39003985	7415	29.64	Beach	Aquatics
9292	07/26/2024	EFT	Gwynne Cunningham	39003985	7415	76.38	Beach	Aquatics
9244	07/18/2024	EFT	Amazon Capital Services, INC	39003971	7415	226.53	Beach	Beach Hosts
9192	07/03/2024	EFT	L&C Cook Specialty Foods, Inc.	39003953	7415	8.95	Beach	Food & Beverage
9192	07/03/2024	EFT	L&C Cook Specialty Foods, Inc.	39003953	7415	8.95	Beach	Food & Beverage
9192	07/03/2024	EFT	L&C Cook Specialty Foods, Inc.	39003953	7415	8.95	Beach	Food & Beverage
9192	07/03/2024	EFT	L&C Cook Specialty Foods, Inc.	39003953	7415	8.95	Beach	Food & Beverage
9192	07/03/2024	EFT	L&C Cook Specialty Foods, Inc.	39003953	7415	8.95	Beach	Food & Beverage
9192	07/03/2024	EFT	L&C Cook Specialty Foods, Inc.	39003953	7415	8.95	Beach	Food & Beverage
9192	07/03/2024	EFT	L&C Cook Specialty Foods, Inc.	39003953	7415	8.95	Beach	Food & Beverage
9192	07/03/2024	EFT	L&C Cook Specialty Foods, Inc.	39003953	7415	8.95	Beach	Food & Beverage
9192	07/03/2024	EFT	L&C Cook Specialty Foods, Inc.	39003953	7415	8.95	Beach	Food & Beverage
9192	07/03/2024	EFT	L&C Cook Specialty Foods, Inc.	39003953	7415	8.95	Beach	Food & Beverage
9203	07/03/2024	EFT	US Foodservice, Inc.	39003953	7415	290.78	Beach	Food & Beverage
9203	07/03/2024	EFT	US Foodservice, Inc.	39003953	7415	81.96	Beach	Food & Beverage
9203	07/03/2024	EFT	US Foodservice, Inc.	39003953	7415	72.34	Beach	Food & Beverage
9236	07/11/2024	EFT	US Foodservice, Inc.	39003953	7530	86.46	Beach	Food & Beverage
9236	07/11/2024	EFT	US Foodservice, Inc.	39003953	7415	7.00	Beach	Food & Beverage
9236	07/11/2024	EFT	US Foodservice, Inc.	39003953	7415	3.50	Beach	Food & Beverage
9237	07/12/2024	EFT	L&C Cook Specialty Foods, Inc.	39003953	7415	8.95	Beach	Food & Beverage
9237	07/12/2024	EFT	L&C Cook Specialty Foods, Inc.	39003953	7415	8.95	Beach	Food & Beverage
9237	07/12/2024	EFT	L&C Cook Specialty Foods, Inc.	39003953	7415	8.95	Beach	Food & Beverage
9237	07/12/2024	EFT	L&C Cook Specialty Foods, Inc.	39003953	7415	8.95	Beach	Food & Beverage
9237	07/12/2024	EFT	L&C Cook Specialty Foods, Inc.	39003953	7415	8.95	Beach	Food & Beverage
9266	07/18/2024	EFT	L&C Cook Specialty Foods, Inc.	39003953	7415	8.95	Beach	Food & Beverage
9266	07/18/2024	EFT	L&C Cook Specialty Foods, Inc.	39003953	7415	8.95	Beach	Food & Beverage
9266	07/18/2024	EFT	L&C Cook Specialty Foods, Inc.	39003953	7415	8.95	Beach	Food & Beverage
9266	07/18/2024	EFT	L&C Cook Specialty Foods, Inc.	39003953	7415	8.95	Beach	Food & Beverage
9266	07/18/2024	EFT	L&C Cook Specialty Foods, Inc.	39003953	7415	8.95	Beach	Food & Beverage

CHECK NUMBER	CHECK DATE	CHECK TYPE	VENDOR NAME	ORG	OBJECT	AMOUNT	DEPT NAME	DIVISION
9266	07/18/2024	EFT	L&C Cook Specialty Foods, Inc.	39003953	7415	8.95	Beach	Food & Beverage
9277	07/18/2024	EFT	US Foodservice, Inc.	39003953	7530	257.27	Beach	Food & Beverage
9277	07/18/2024	EFT	US Foodservice, Inc.	39003953	7415	7.00	Beach	Food & Beverage
9297	07/26/2024	EFT	L&C Cook Specialty Foods, Inc.	39003953	7415	8.95	Beach	Food & Beverage
9297	07/26/2024	EFT	L&C Cook Specialty Foods, Inc.	39003953	7415	8.95	Beach	Food & Beverage
9297	07/26/2024	EFT	L&C Cook Specialty Foods, Inc.	39003953	7415	8.95	Beach	Food & Beverage
9297	07/26/2024	EFT	L&C Cook Specialty Foods, Inc.	39003953	7415	8.95	Beach	Food & Beverage
9297	07/26/2024	EFT	L&C Cook Specialty Foods, Inc.	39003953	7415	8.95	Beach	Food & Beverage
9297	07/26/2024	EFT	L&C Cook Specialty Foods, Inc.	39003953	7415	8.95	Beach	Food & Beverage
9181	07/03/2024	EFT	Bertholf Transportation LLC	39003978	7510	2,144.05	Beach	Park Services
9181	07/03/2024	EFT	Bertholf Transportation LLC	39003978	7510	636.27	Beach	Park Services
9209	07/11/2024	EFT	Amazon Capital Services, INC	39003978	7415	14.60	Beach	Park Services
9214	07/11/2024	EFT	First Choice Services	39003978	7415	178.70	Beach	Park Services
9232	07/11/2024	EFT	Tahoe Supply Company LLC	39003978	7415	181.35	Beach	Park Services
9232	07/11/2024	EFT	Tahoe Supply Company LLC	39003978	7415	176.23	Beach	Park Services
9232	07/11/2024	EFT	Tahoe Supply Company LLC	39003978	7415	121.36	Beach	Park Services
9232	07/11/2024	EFT	Tahoe Supply Company LLC	39003978	7415	(40.60)	Beach	Park Services
9247	07/18/2024	EFT	Bently Family LLC	39003978	7825	57.50	Beach	Park Services
9276	07/18/2024	EFT	United Site Services of Nevada, Inc.	39003978	7480	3,970.00	Beach	Park Services
9276	07/18/2024	EFT	United Site Services of Nevada, Inc.	39003978	7480	3,330.00	Beach	Park Services
9276	07/18/2024	EFT	United Site Services of Nevada, Inc.	39003978	7480	1,034.00	Beach	Park Services
9276	07/18/2024	EFT	United Site Services of Nevada, Inc.	39003978	7480	690.00	Beach	Park Services
9288	07/26/2024	EFT	Dunseath Key Co, Inc.	39003978	7510	24.68	Beach	Park Services
9288	07/26/2024	EFT	Dunseath Key Co, Inc.	39003978	7510	24.68	Beach	Park Services
9185	07/03/2024	EFT	Richard Clark	40435394	7520	1,682.00	Buildings	Building Maintenance
9185	07/03/2024	EFT	Richard Clark	40435394	7520	468.00	Buildings	Building Maintenance
9195	07/03/2024	EFT	Fire Protection Service Corp	40435394	7515	285.00	Buildings	Building Maintenance
9196	07/03/2024	EFT	Fire Protection Service Corp	40435394	7515	438.98	Buildings	Building Maintenance
9196	07/03/2024	EFT	Fire Protection Service Corp	40435394	7515	255.98	Buildings	Building Maintenance
9196	07/03/2024	EFT	Fire Protection Service Corp	40435394	7515	65.04	Buildings	Building Maintenance
9210	07/11/2024	EFT	Richard Clark	40435394	7520	1,068.00	Buildings	Building Maintenance
9243	07/18/2024	EFT	Sammie Santiago	40435394	7520	169.00	Buildings	Building Maintenance
9244	07/18/2024	EFT	Amazon Capital Services, INC	40435394	7515	2,648.00	Buildings	Building Maintenance
9248	07/18/2024	EFT	Building Control Services, Inc.	40435394	7520	3,118.35	Buildings	Building Maintenance
9285	07/26/2024	EFT	Richard Clark	40435394	7510	3,228.00	Buildings	Building Maintenance
9301	07/26/2024	EFT	Specialized Elevator Services Holdings LLC	40435394	7515	2,756.53	Buildings	Building Maintenance
9301	07/26/2024	EFT	Specialized Elevator Services Holdings LLC	40435394	7515	2,756.53	Buildings	Building Maintenance
9243	07/18/2024	EFT	Sammie Santiago	30323199	7530	200.00	Championship Course	Administration
9181	07/03/2024	EFT	Bertholf Transportation LLC	30323142	7415	2,157.09	Championship Course	Course Maintenance
9183	07/03/2024	EFT	Charter Communications Holdings, LLC	30323142	7835	93.42	Championship Course	Course Maintenance
9188	07/03/2024	EFT	Nevada Organics, LLC	30323142	7825	300.00	Championship Course	Course Maintenance
9188	07/03/2024	EFT	Nevada Organics, LLC	30323142	7825	255.00	Championship Course	Course Maintenance

CHECK NUMBER	CHECK DATE	CHECK TYPE	VENDOR NAME	ORG	OBJECT	AMOUNT	DEPT NAME	DIVISION
9229	07/11/2024	EFT	Stotz Equipment	30323142	7435	774.55	Championship Course	Course Maintenance
9239	07/18/2024	EFT	Travitz Enterprises, LLC	30323142	7425	461.39	Championship Course	Course Maintenance
9209	07/11/2024	EFT	Amazon Capital Services, INC	30323140	7415	19.95	Championship Course	Course Services
9184	07/03/2024	EFT	Christopher Sarten	30323153	6030	1,062.50	Championship Course	Food & Beverage
9192	07/03/2024	EFT	L&C Cook Specialty Foods, Inc.	30323153	7415	8.95	Championship Course	Food & Beverage
9192	07/03/2024	EFT	L&C Cook Specialty Foods, Inc.	30323153	7415	8.95	Championship Course	Food & Beverage
9192	07/03/2024	EFT	L&C Cook Specialty Foods, Inc.	30323153	7415	8.95	Championship Course	Food & Beverage
9192	07/03/2024	EFT	L&C Cook Specialty Foods, Inc.	30323153	7415	8.95	Championship Course	Food & Beverage
9192	07/03/2024	EFT	L&C Cook Specialty Foods, Inc.	30323153	7415	8.95	Championship Course	Food & Beverage
9192	07/03/2024	EFT	L&C Cook Specialty Foods, Inc.	30323153	7415	8.95	Championship Course	Food & Beverage
9203	07/03/2024	EFT	US Foodservice, Inc.	30323153	7415	107.63	Championship Course	Food & Beverage
9203	07/03/2024	EFT	US Foodservice, Inc.	30323153	7415	7.00	Championship Course	Food & Beverage
9208	07/11/2024	EFT	ALSCO	30323153	7415	222.06	Championship Course	Food & Beverage
9208	07/11/2024	EFT	ALSCO	30323153	7415	215.10	Championship Course	Food & Beverage
9208	07/11/2024	EFT	ALSCO	30323153	7415	139.86	Championship Course	Food & Beverage
9208	07/11/2024	EFT	ALSCO	30323153	7430	57.61	Championship Course	Food & Beverage
9208	07/11/2024	EFT	ALSCO	30323153	7430	38.94	Championship Course	Food & Beverage
9208	07/11/2024	EFT	ALSCO	30323153	7415	31.25	Championship Course	Food & Beverage
9208	07/11/2024	EFT	ALSCO	30323153	7415	29.45	Championship Course	Food & Beverage
9208	07/11/2024	EFT	ALSCO	30323153	7415	21.37	Championship Course	Food & Beverage
9208	07/11/2024	EFT	ALSCO	30323153	7430	16.68	Championship Course	Food & Beverage
9208	07/11/2024	EFT	ALSCO	30323153	7430	3.76	Championship Course	Food & Beverage
9218	07/11/2024	EFT	L&C Cook Specialty Foods, Inc.	30323153	7430	3.54	Championship Course	Food & Beverage
9225	07/11/2024	EFT	Produce Plus	30323153	7415	8.95	Championship Course	Food & Beverage
9231	07/11/2024	EFT	Sysco Food Services of Sacramento	30323153	7415	8.00	Championship Course	Food & Beverage
9231	07/11/2024	EFT	Sysco Food Services of Sacramento	30323153	7415	281.68	Championship Course	Food & Beverage
9231	07/11/2024	EFT	Sysco Food Services of Sacramento	30323153	7415	204.78	Championship Course	Food & Beverage
9231	07/11/2024	EFT	Sysco Food Services of Sacramento	30323153	7415	165.83	Championship Course	Food & Beverage
9231	07/11/2024	EFT	Sysco Food Services of Sacramento	30323153	7415	7.00	Championship Course	Food & Beverage
9236	07/11/2024	EFT	US Foodservice, Inc.	30323153	7415	7.00	Championship Course	Food & Beverage
9236	07/11/2024	EFT	US Foodservice, Inc.	30323153	7415	577.78	Championship Course	Food & Beverage
9236	07/11/2024	EFT	US Foodservice, Inc.	30323153	7415	508.61	Championship Course	Food & Beverage
9236	07/11/2024	EFT	US Foodservice, Inc.	30323153	7415	478.90	Championship Course	Food & Beverage
9236	07/11/2024	EFT	US Foodservice, Inc.	30323153	7415	163.54	Championship Course	Food & Beverage
9237	07/12/2024	EFT	L&C Cook Specialty Foods, Inc.	30323153	7415	8.95	Championship Course	Food & Beverage
9237	07/12/2024	EFT	L&C Cook Specialty Foods, Inc.	30323153	7415	8.95	Championship Course	Food & Beverage
9237	07/12/2024	EFT	L&C Cook Specialty Foods, Inc.	30323153	7415	8.95	Championship Course	Food & Beverage
9237	07/12/2024	EFT	L&C Cook Specialty Foods, Inc.	30323153	7415	8.95	Championship Course	Food & Beverage
9237	07/12/2024	EFT	L&C Cook Specialty Foods, Inc.	30323153	7415	8.95	Championship Course	Food & Beverage
9237	07/12/2024	EFT	L&C Cook Specialty Foods, Inc.	30323153	7415	8.95	Championship Course	Food & Beverage
9237	07/12/2024	EFT	L&C Cook Specialty Foods, Inc.	30323153	7415	8.95	Championship Course	Food & Beverage
9237	07/12/2024	EFT	L&C Cook Specialty Foods, Inc.	30323153	7415	8.95	Championship Course	Food & Beverage

CHECK NUMBER	CHECK DATE	CHECK TYPE	VENDOR NAME	ORG	OBJECT	AMOUNT	DEPT NAME	DIVISION
9237	07/12/2024	EFT	L&C Cook Specialty Foods, Inc.	30323153	7415	8.95	Championship Course	Food & Beverage
9237	07/12/2024	EFT	L&C Cook Specialty Foods, Inc.	30323153	7415	8.95	Championship Course	Food & Beverage
9237	07/12/2024	EFT	L&C Cook Specialty Foods, Inc.	30323153	7415	8.95	Championship Course	Food & Beverage
9237	07/12/2024	EFT	L&C Cook Specialty Foods, Inc.	30323153	7415	8.95	Championship Course	Food & Beverage
9242	07/18/2024	EFT	ALSCO	30323153	7415	261.20	Championship Course	Food & Beverage
9242	07/18/2024	EFT	ALSCO	30323153	7415	226.76	Championship Course	Food & Beverage
9242	07/18/2024	EFT	ALSCO	30323153	7430	46.86	Championship Course	Food & Beverage
9242	07/18/2024	EFT	ALSCO	30323153	7415	40.79	Championship Course	Food & Beverage
9242	07/18/2024	EFT	ALSCO	30323153	7430	16.69	Championship Course	Food & Beverage
9244	07/18/2024	EFT	Amazon Capital Services, INC	30323153	7415	67.47	Championship Course	Food & Beverage
9255	07/18/2024	EFT	Cozzini Bros. Inc	30323153	7415	56.50	Championship Course	Food & Beverage
9255	07/18/2024	EFT	Cozzini Bros. Inc	30323153	7415	56.50	Championship Course	Food & Beverage
9266	07/18/2024	EFT	L&C Cook Specialty Foods, Inc.	30323153	7415	8.95	Championship Course	Food & Beverage
9266	07/18/2024	EFT	L&C Cook Specialty Foods, Inc.	30323153	7415	8.95	Championship Course	Food & Beverage
9277	07/18/2024	EFT	US Foodservice, Inc.	30323153	7415	1,260.00	Championship Course	Food & Beverage
9277	07/18/2024	EFT	US Foodservice, Inc.	30323153	7415	581.84	Championship Course	Food & Beverage
9277	07/18/2024	EFT	US Foodservice, Inc.	30323153	7530	172.29	Championship Course	Food & Beverage
9297	07/26/2024	EFT	L&C Cook Specialty Foods, Inc.	30323153	7415	8.95	Championship Course	Food & Beverage
9297	07/26/2024	EFT	L&C Cook Specialty Foods, Inc.	30323153	7415	8.95	Championship Course	Food & Beverage
9297	07/26/2024	EFT	L&C Cook Specialty Foods, Inc.	30323153	7415	8.95	Championship Course	Food & Beverage
9297	07/26/2024	EFT	L&C Cook Specialty Foods, Inc.	30323153	7415	8.95	Championship Course	Food & Beverage
9297	07/26/2024	EFT	L&C Cook Specialty Foods, Inc.	30323153	7415	8.95	Championship Course	Food & Beverage
9297	07/26/2024	EFT	L&C Cook Specialty Foods, Inc.	30323153	7415	8.95	Championship Course	Food & Beverage
9297	07/26/2024	EFT	L&C Cook Specialty Foods, Inc.	30323153	7415	8.95	Championship Course	Food & Beverage
9277	07/18/2024	EFT	US Foodservice, Inc.	30323144	7435	215.58	Championship Course	Golf Carts
9212	07/11/2024	EFT	EXL Media	30323198	7010	763.50	Championship Course	Marketing
9245	07/18/2024	EFT	B&H Foto & Electronics Corp	30323198	7415	666.67	Championship Course	Marketing
9289	07/26/2024	EFT	EXL Media	30323198	7010	6,000.00	Championship Course	Marketing
9289	07/26/2024	EFT	EXL Media	30323198	7010	1,236.50	Championship Course	Marketing
9220	07/11/2024	EFT	Mint Green Group USA	30323146	7945	10.00	Championship Course	Pro Shop
9220	07/11/2024	EFT	Mint Green Group USA	30323146	7945	10.00	Championship Course	Pro Shop
9220	07/11/2024	EFT	Mint Green Group USA	30323146	7945	10.00	Championship Course	Pro Shop
9254	07/18/2024	EFT	Corkicle LLC	30323146	7945	183.73	Championship Course	Pro Shop
9271	07/18/2024	EFT	SI-Products, LLC - Sunice USA INC	30323146	7945	14.32	Championship Course	Pro Shop
9278	07/18/2024	EFT	Vantage Custom Classics Inc DBA Vanatage Apparel	30323146	7945	146.81	Championship Course	Pro Shop
9197	07/03/2024	EFT	MIR Copy Inc	30343499	7330	43.12	Diamond Peak Ski Resort	Administration
9275	07/18/2024	EFT	Technical Equipment Cleaners	30343499	7430	4,000.00	Diamond Peak Ski Resort	Administration
9296	07/26/2024	EFT	Jason Rydd	30343499	7840	150.00	Diamond Peak Ski Resort	Administration
9244	07/18/2024	EFT	Amazon Capital Services, INC	30343449	7415	242.31	Diamond Peak Ski Resort	Brushing Crew
9244	07/18/2024	EFT	Amazon Capital Services, INC	30343449	7415	58.35	Diamond Peak Ski Resort	Brushing Crew

CHECK NUMBER	CHECK DATE	CHECK TYPE	VENDOR NAME	ORG	OBJECT	AMOUNT	DEPT NAME	DIVISION
9244	07/18/2024	EFT	Amazon Capital Services, INC	30343449	7415	13.98	Diamond Peak Ski Resort	Brushing Crew
9244	07/18/2024	EFT	Amazon Capital Services, INC	30343449	7415	9.99	Diamond Peak Ski Resort	Brushing Crew
9193	07/03/2024	EFT	Linde Gas & Equipment Inc.	30343453	7415	600.98	Diamond Peak Ski Resort	Food & Beverage
9193	07/03/2024	EFT	Linde Gas & Equipment Inc.	30343453	7415	600.98	Diamond Peak Ski Resort	Food & Beverage
9193	07/03/2024	EFT	Linde Gas & Equipment Inc.	30343453	7415	582.53	Diamond Peak Ski Resort	Food & Beverage
9193	07/03/2024	EFT	Linde Gas & Equipment Inc.	30343453	7415	387.86	Diamond Peak Ski Resort	Food & Beverage
9219	07/11/2024	EFT	Linde Gas & Equipment Inc.	30343453	7415	282.39	Diamond Peak Ski Resort	Food & Beverage
9219	07/11/2024	EFT	Linde Gas & Equipment Inc.	30343453	7415	76.98	Diamond Peak Ski Resort	Food & Beverage
9219	07/11/2024	EFT	Linde Gas & Equipment Inc.	30343453	7415	21.71	Diamond Peak Ski Resort	Food & Beverage
9244	07/18/2024	EFT	Amazon Capital Services, INC	30343453	7300	239.99	Diamond Peak Ski Resort	Food & Beverage
9244	07/18/2024	EFT	Amazon Capital Services, INC	30343453	7300	(69.00)	Diamond Peak Ski Resort	Food & Beverage
9244	07/18/2024	EFT	Amazon Capital Services, INC	30343453	7300	(70.00)	Diamond Peak Ski Resort	Food & Beverage
9277	07/18/2024	EFT	US Foodservice, Inc.	30343453	7415	(162.30)	Diamond Peak Ski Resort	Food & Beverage
9277	07/18/2024	EFT	US Foodservice, Inc.	30343453	7415	(657.67)	Diamond Peak Ski Resort	Food & Beverage
9183	07/03/2024	EFT	Charter Communications Holdings, LLC	30343496	7830	154.98	Diamond Peak Ski Resort	Food & Beverage
9244	07/18/2024	EFT	Amazon Capital Services, INC	30343462	7415	490.66	Diamond Peak Ski Resort	Hyatt Shop
9258	07/18/2024	EFT	Doppelmayr USA, Inc.	30343462	7510	282.47	Diamond Peak Ski Resort	Lift Operations
9265	07/18/2024	EFT	HercRentals	30343462	7480	5,350.00	Diamond Peak Ski Resort	Lift Operations
9287	07/26/2024	EFT	Doppelmayr USA, Inc.	30343462	7510	3,036.19	Diamond Peak Ski Resort	Lift Operations
9212	07/11/2024	EFT	EXL Media	30343498	7010	2,455.30	Diamond Peak Ski Resort	Marketing
9228	07/11/2024	EFT	Sterling Valley Systems Dbawintopia	30343498	7310	1,774.00	Diamond Peak Ski Resort	Marketing
9245	07/18/2024	EFT	B&H Foto & Electronics Corp	30343498	7300	2,939.02	Diamond Peak Ski Resort	Marketing
9294	07/26/2024	EFT	Jaclyn Ream	30343498	7840	150.00	Diamond Peak Ski Resort	Marketing
9244	07/18/2024	EFT	Amazon Capital Services, INC	30343469	7415	73.80	Diamond Peak Ski Resort	Property, Parking & Transport
9244	07/18/2024	EFT	Amazon Capital Services, INC	30343469	7415	(18.56)	Diamond Peak Ski Resort	Property, Parking & Transport
9244	07/18/2024	EFT	Amazon Capital Services, INC	30343469	7415	(55.68)	Diamond Peak Ski Resort	Property, Parking & Transport
9191	07/03/2024	EFT	KATHLEEN SHOTWELL	30343461	7685	121.94	Diamond Peak Ski Resort	Ticket Office
9243	07/18/2024	EFT	Sammie Santiago	30333351	7530	520.00	Facilities	Aspen Grove
9300	07/26/2024	EFT	Rockwell, Kyle	30333351	7685	34.84	Facilities	Aspen Grove
9243	07/18/2024	EFT	Sammie Santiago	30333350	7530	4,650.00	Facilities	Chateau
9244	07/18/2024	EFT	Amazon Capital Services, INC	30333350	7550	(28.99)	Facilities	Chateau
9244	07/18/2024	EFT	Amazon Capital Services, INC	30333350	7550	(86.97)	Facilities	Chateau
9244	07/18/2024	EFT	Amazon Capital Services, INC	30333350	7550	(86.97)	Facilities	Chateau
9278	07/18/2024	EFT	Vantage Custom Classics Inc DBA Vanatage Appare	30333350	7430	573.11	Facilities	Chateau
9184	07/03/2024	EFT	Christopher Sarten	30333353	6030	1,062.50	Facilities	Food & Beverage
9203	07/03/2024	EFT	US Foodservice, Inc.	30333353	7415	30.34	Facilities	Food & Beverage
9203	07/03/2024	EFT	US Foodservice, Inc.	30333353	7415	7.00	Facilities	Food & Beverage
9208	07/11/2024	EFT	ALSCO	30333353	7415	546.06	Facilities	Food & Beverage
9208	07/11/2024	EFT	ALSCO	30333353	7415	18.02	Facilities	Food & Beverage
9208	07/11/2024	EFT	ALSCO	30333353	7415	16.67	Facilities	Food & Beverage
9236	07/11/2024	EFT	US Foodservice, Inc.	30333353	7415	68.45	Facilities	Food & Beverage

CHECK NUMBER	CHECK DATE	CHECK TYPE	VENDOR NAME	ORG	OBJECT	AMOUNT	DEPT NAME	DIVISION
9236	07/11/2024	EFT	US Foodservice, Inc.	30333353	7415	20.73	Facilities	Food & Beverage
9236	07/11/2024	EFT	US Foodservice, Inc.	30333353	7415	7.00	Facilities	Food & Beverage
9236	07/11/2024	EFT	US Foodservice, Inc.	30333353	7415	7.00	Facilities	Food & Beverage
9242	07/18/2024	EFT	ALSCO	30333353	7415	265.04	Facilities	Food & Beverage
9242	07/18/2024	EFT	ALSCO	30333353	7415	126.34	Facilities	Food & Beverage
9242	07/18/2024	EFT	ALSCO	30333353	7415	18.02	Facilities	Food & Beverage
9242	07/18/2024	EFT	ALSCO	30333353	7415	11.07	Facilities	Food & Beverage
9277	07/18/2024	EFT	US Foodservice, Inc.	30333353	7415	153.36	Facilities	Food & Beverage
9277	07/18/2024	EFT	US Foodservice, Inc.	30333353	7415	32.21	Facilities	Food & Beverage
9277	07/18/2024	EFT	US Foodservice, Inc.	30333353	7415	27.79	Facilities	Food & Beverage
9277	07/18/2024	EFT	US Foodservice, Inc.	30333353	7415	(27.44)	Facilities	Food & Beverage
9302	07/26/2024	EFT	US Foodservice, Inc.	30333353	7415	48.99	Facilities	Food & Beverage
9302	07/26/2024	EFT	US Foodservice, Inc.	30333353	7415	30.61	Facilities	Food & Beverage
9212	07/11/2024	EFT	EXL Media	30333398	7010	1,307.14	Facilities	Marketing
9289	07/26/2024	EFT	EXL Media	30333398	7010	1,188.08	Facilities	Marketing
9183	07/03/2024	EFT	Charter Communications Holdings, LLC	10001213	7830	224.62	Financial Administration	Information Services
9244	07/18/2024	EFT	Amazon Capital Services, INC	10001213	7320	749.98	Financial Administration	Information Services
9244	07/18/2024	EFT	Amazon Capital Services, INC	10001213	7320	149.99	Financial Administration	Information Services
9244	07/18/2024	EFT	Amazon Capital Services, INC	10001213	7320	51.51	Financial Administration	Information Services
9244	07/18/2024	EFT	Amazon Capital Services, INC	10001213	7320	9.99	Financial Administration	Information Services
9244	07/18/2024	EFT	Amazon Capital Services, INC	10001213	7320	7.99	Financial Administration	Information Services
9252	07/18/2024	EFT	Charter Communications Holdings, LLC	10001213	7830	469.61	Financial Administration	Information Services
9257	07/18/2024	EFT	Dell Marketing LP C/O Dell USA L.P.	10001213	8120	4,201.00	Financial Administration	Information Services
9257	07/18/2024	EFT	Dell Marketing LP C/O Dell USA L.P.	10001213	8120	4,201.00	Financial Administration	Information Services
9267	07/18/2024	EFT	Dell Marketing LP C/O Dell USA L.P.	10001213	8120	3,932.30	Financial Administration	Information Services
9270	07/18/2024	EFT	Pacific States Communications of Nevada, Inc.	10001213	7300	560.00	Financial Administration	Information Services
9222	07/11/2024	EFT	Sanity Solutions, Inc	10001213	6030	10,335.00	Financial Administration	Information Services
9229	07/11/2024	EFT	Municipal Maintenance Equipment	40415190	7490	951.93	Fleet	Equipment Maintenance
9232	07/11/2024	EFT	Stotz Equipment	40415190	7490	346.99	Fleet	Equipment Maintenance
9244	07/18/2024	EFT	Tahoe Supply Company LLC	40415190	7415	165.94	Fleet	Equipment Maintenance
9244	07/18/2024	EFT	Amazon Capital Services, INC	40415190	7490	44.78	Fleet	Equipment Maintenance
9250	07/18/2024	EFT	Amazon Capital Services, INC	40415190	7430	30.39	Fleet	Equipment Maintenance
9250	07/18/2024	EFT	Cashman Equipment Company	40415190	7330	4,175.87	Fleet	Equipment Maintenance
9250	07/18/2024	EFT	Cashman Equipment Company	40415190	7490	284.21	Fleet	Equipment Maintenance
9250	07/18/2024	EFT	Cashman Equipment Company	40415190	7490	204.25	Fleet	Equipment Maintenance
9283	07/26/2024	EFT	Cashman Equipment Company	40415190	7490	800.78	Fleet	Equipment Maintenance
9299	07/26/2024	EFT	Richard Allen	40415190	7480	150.00	Fleet	Equipment Maintenance
9179	07/03/2024	EFT	Alpine Smith, Inc	40415191	7490	211.94	Fleet	Golf Equipment Maintenance
9194	07/03/2024	EFT	Motion and Flow Control Products Inc	40415191	7490	106.52	Fleet	Golf Equipment Maintenance
9229	07/11/2024	EFT	Stotz Equipment	40415191	7490	54.36	Fleet	Golf Equipment Maintenance

CHECK NUMBER	CHECK DATE	CHECK TYPE	VENDOR NAME	ORG	OBJECT	AMOUNT	DEPT NAME	DIVISION
9273	07/18/2024	EFT	Stotz Equipment	40415191	7490	297.31	Fleet	Golf Equipment Maintenance
9183	07/03/2024	EFT	Charter Communications Holdings, LLC	10001099	7835	136.62	General Government	Administration
9217	07/11/2024	EFT	Kamer Zucker Abbott	10001099	6030	5,850.00	General Government	Administration
9217	07/11/2024	EFT	Kamer Zucker Abbott	10001099	6030	2,400.00	General Government	Administration
9221	07/11/2024	EFT	MR Copy Inc	10001099	7415	433.67	General Government	Administration
9224	07/11/2024	EFT	Pitney Bowes Inc	10001099	7460	264.04	General Government	Administration
9243	07/18/2024	EFT	Sammie Santiago	10001099	7530	675.00	General Government	Administration
9246	07/18/2024	EFT	BAVS SM-LLC	10001099	7330	1,244.00	General Government	Administration
9246	07/18/2024	EFT	BAVS SM-LLC	10001099	7330	1,130.00	General Government	Administration
9252	07/18/2024	EFT	Charter Communications Holdings, LLC	10001099	7835	252.87	General Government	Administration
9261	07/18/2024	EFT	First Choice Services	10001099	7415	35.00	General Government	Administration
9261	07/18/2024	EFT	First Choice Services	10001099	7415	35.00	General Government	Administration
9274	07/18/2024	EFT	Swift Communications of California, Inc	10001099	7010	634.00	General Government	Administration
9184	07/03/2024	EFT	Christopher Sarten	39003853	6030	1,062.50	Incline Beach	Food & Beverage
9203	07/03/2024	EFT	US Foodservice, Inc.	39003853	7415	81.95	Incline Beach	Food & Beverage
9231	07/11/2024	EFT	Sysco Food Services of Sacramento	39003853	7415	201.29	Incline Beach	Food & Beverage
9231	07/11/2024	EFT	Sysco Food Services of Sacramento	39003853	7415	113.88	Incline Beach	Food & Beverage
9231	07/11/2024	EFT	Sysco Food Services of Sacramento	39003853	7415	80.16	Incline Beach	Food & Beverage
9236	07/11/2024	EFT	US Foodservice, Inc.	39003853	7415	382.46	Incline Beach	Food & Beverage
9236	07/11/2024	EFT	US Foodservice, Inc.	39003853	7415	3.50	Incline Beach	Food & Beverage
9237	07/12/2024	EFT	L&C Cook Specialty Foods, Inc.	39003853	7415	8.95	Incline Beach	Food & Beverage
9237	07/12/2024	EFT	L&C Cook Specialty Foods, Inc.	39003853	7415	8.95	Incline Beach	Food & Beverage
9237	07/12/2024	EFT	L&C Cook Specialty Foods, Inc.	39003853	7415	8.95	Incline Beach	Food & Beverage
9237	07/12/2024	EFT	L&C Cook Specialty Foods, Inc.	39003853	7415	8.95	Incline Beach	Food & Beverage
9237	07/12/2024	EFT	L&C Cook Specialty Foods, Inc.	39003853	7415	8.95	Incline Beach	Food & Beverage
9266	07/18/2024	EFT	L&C Cook Specialty Foods, Inc.	39003853	7415	8.95	Incline Beach	Food & Beverage
9266	07/18/2024	EFT	L&C Cook Specialty Foods, Inc.	39003853	7415	8.95	Incline Beach	Food & Beverage
9266	07/18/2024	EFT	L&C Cook Specialty Foods, Inc.	39003853	7415	8.95	Incline Beach	Food & Beverage
9266	07/18/2024	EFT	L&C Cook Specialty Foods, Inc.	39003853	7415	8.95	Incline Beach	Food & Beverage
9266	07/18/2024	EFT	L&C Cook Specialty Foods, Inc.	39003853	7415	8.95	Incline Beach	Food & Beverage
9266	07/18/2024	EFT	L&C Cook Specialty Foods, Inc.	39003853	7415	8.95	Incline Beach	Food & Beverage
9266	07/18/2024	EFT	L&C Cook Specialty Foods, Inc.	39003853	7415	8.95	Incline Beach	Food & Beverage
9266	07/18/2024	EFT	L&C Cook Specialty Foods, Inc.	39003853	7415	8.95	Incline Beach	Food & Beverage
9266	07/18/2024	EFT	L&C Cook Specialty Foods, Inc.	39003853	7415	8.95	Incline Beach	Food & Beverage
9266	07/18/2024	EFT	L&C Cook Specialty Foods, Inc.	39003853	7415	8.95	Incline Beach	Food & Beverage
9266	07/18/2024	EFT	L&C Cook Specialty Foods, Inc.	39003853	7415	8.95	Incline Beach	Food & Beverage
9266	07/18/2024	EFT	L&C Cook Specialty Foods, Inc.	39003853	7415	8.95	Incline Beach	Food & Beverage
9277	07/18/2024	EFT	US Foodservice, Inc.	39003853	7415	203.49	Incline Beach	Food & Beverage
9277	07/18/2024	EFT	US Foodservice, Inc.	39003853	7530	86.46	Incline Beach	Food & Beverage
9297	07/26/2024	EFT	L&C Cook Specialty Foods, Inc.	39003853	7415	8.95	Incline Beach	Food & Beverage
9297	07/26/2024	EFT	L&C Cook Specialty Foods, Inc.	39003853	7415	8.95	Incline Beach	Food & Beverage
9297	07/26/2024	EFT	L&C Cook Specialty Foods, Inc.	39003853	7415	8.95	Incline Beach	Food & Beverage
9297	07/26/2024	EFT	L&C Cook Specialty Foods, Inc.	39003853	7415	8.95	Incline Beach	Food & Beverage
9297	07/26/2024	EFT	L&C Cook Specialty Foods, Inc.	39003853	7415	8.95	Incline Beach	Food & Beverage
9297	07/26/2024	EFT	L&C Cook Specialty Foods, Inc.	39003853	7415	8.95	Incline Beach	Food & Beverage
9297	07/26/2024	EFT	L&C Cook Specialty Foods, Inc.	39003853	7415	8.95	Incline Beach	Food & Beverage

CHECK NUMBER	CHECK DATE	CHECK TYPE	VENDOR NAME	ORG	OBJECT	AMOUNT	DEPT NAME	DIVISION
9243	07/18/2024	EFT	Sammie Santiago	30323299	7530	1,200.00	Mountain Course	Administration
9181	07/03/2024	EFT	Bertholf Transportation LLC	30323242	7415	2,190.54	Mountain Course	Course Maintenance
9289	07/26/2024	EFT	EXL Media	30323240	7010	4,000.00	Mountain Course	Course Services
9244	07/18/2024	EFT	Amazon Capital Services, INC	30323253	7300	239.98	Mountain Course	Food & Beverage
9244	07/18/2024	EFT	Amazon Capital Services, INC	30323253	7300	(69.00)	Mountain Course	Food & Beverage
9244	07/18/2024	EFT	Amazon Capital Services, INC	30323253	7300	(70.00)	Mountain Course	Food & Beverage
9245	07/18/2024	EFT	B&H Foto & Electronics Corp	30323298	7415	333.33	Mountain Course	Marketing
9289	07/26/2024	EFT	EXL Media	30323298	7010	1,199.70	Mountain Course	Marketing
9183	07/03/2024	EFT	Charter Communications Holdings, LLC	10004378	7340	84.98	Parks	Park Services
9200	07/03/2024	EFT	Spohn Ranch Inc	30374378	8120	12,000.00	Parks	Park Services
9201	07/03/2024	EFT	United Site Services of Nevada, Inc.	10004378	7480	846.00	Parks	Park Services
9209	07/03/2024	EFT	Amazon Capital Services, INC	10004378	7415	14.60	Parks	Park Services
9232	07/11/2024	EFT	Tahoe Supply Company LLC	10004378	7415	159.71	Parks	Park Services
9247	07/18/2024	EFT	Bently Family LLC	10004378	7510	73.50	Parks	Park Services
9263	07/18/2024	EFT	Nevada Organics, LLC	10004378	7825	630.00	Parks	Park Services
9276	07/18/2024	EFT	United Site Services of Nevada, Inc.	10004378	7480	460.00	Parks	Park Services
9284	07/26/2024	EFT	Charter Communications Holdings, LLC	10004378	7340	93.93	Parks	Park Services
9260	07/18/2024	EFT	EMRB Employee Mngmt Relations Board	10001315	7415	357.00	Personnel Administration	Human Resources
9281	07/26/2024	EFT	Aetna Behavioral Health, LLC	10001315	7345	122.20	Personnel Administration	Human Resources
9293	07/26/2024	EFT	Infinisource, Inc.	10001315	7415	527.00	Personnel Administration	Human Resources
9197	07/03/2024	EFT	MR Copy Inc	30354899	7330	586.41	Recreation Center	Administration
9206	07/11/2024	EFT	Airgas Inc	30354885	7425	507.58	Recreation Center	Aquatics
9292	07/26/2024	EFT	Gwynne Cunningham	30354885	7840	150.00	Recreation Center	Aquatics
9245	07/18/2024	EFT	B&H Foto & Electronics Corp	30354898	7415	664.00	Recreation Center	Marketing
9180	07/03/2024	EFT	ALSCO	30354884	7415	86.53	Recreation Center	Rec Center Operations
9180	07/03/2024	EFT	ALSCO	30354884	7415	83.17	Recreation Center	Rec Center Operations
9180	07/03/2024	EFT	ALSCO	30354884	7415	58.07	Recreation Center	Rec Center Operations
9180	07/03/2024	EFT	ALSCO	30354884	7415	58.07	Recreation Center	Rec Center Operations
9183	07/03/2024	EFT	Charter Communications Holdings, LLC	30354884	7835	125.18	Recreation Center	Rec Center Operations
9215	07/11/2024	EFT	Fitguard, Inc.	30354884	7510	598.80	Recreation Center	Rec Center Operations
9232	07/11/2024	EFT	Tahoe Supply Company LLC	30354884	7415	240.00	Recreation Center	Rec Center Operations
9243	07/18/2024	EFT	Sammie Santiago	30354884	7510	1,080.00	Recreation Center	Rec Center Operations
9251	07/18/2024	EFT	CC Cleaning Service, LLC	30354884	7530	6,000.00	Recreation Center	Rec Center Operations
9262	07/18/2024	EFT	Fitguard, Inc.	30354884	7510	3,329.00	Recreation Center	Rec Center Operations
9262	07/18/2024	EFT	Fitguard, Inc.	30354884	7510	2,400.00	Recreation Center	Rec Center Operations
9262	07/18/2024	EFT	Fitguard, Inc.	30354884	7510	608.80	Recreation Center	Rec Center Operations
9282	07/26/2024	EFT	ALSCO	30354884	7415	445.20	Recreation Center	Rec Center Operations
9282	07/26/2024	EFT	ALSCO	30354884	7415	58.07	Recreation Center	Rec Center Operations
9284	07/26/2024	EFT	Charter Communications Holdings, LLC	30354884	7835	250.36	Recreation Center	Rec Center Operations
9226	07/11/2024	EFT	Reno-Tahoe Airport Authority	30354682	7415	48.00	Recreation Programs	Seniors
9189	07/03/2024	EFT	Granite Construction Company	20002599	8120	1,096,871.32	Sewer	Administration

CHECK NUMBER	CHECK DATE	CHECK TYPE	VENDOR NAME	ORG	OBJECT	AMOUNT	DEPT NAME	DIVISION
9259	07/18/2024	EFT	DOWL, LLC	20002599	8120	1,400.00	Sewer	Administration
9264	07/18/2024	EFT	Granite Construction Company	20002599	8120	1,476,322.27	Sewer	Administration
9269	07/18/2024	EFT	San Joaquin Electric, Inc.	20002599	8120	41,250.00	Sewer	Administration
9288	07/26/2024	EFT	Dunseath Key Co, Inc.	20002599	7415	40.37	Sewer	Administration
9186	07/03/2024	EFT	Codale Electric Supply	20002522	7440	416.14	Sewer	Pumping
9244	07/18/2024	EFT	Amazon Capital Services, INC	20002522	7510	337.79	Sewer	Pumping
9190	07/03/2024	EFT	Hach Co.	20002521	7510	2,538.00	Sewer	Supply
9290	07/26/2024	EFT	Frontier Communications Holdings LLC	20002521	7840	45.09	Sewer	Supply
9290	07/26/2024	EFT	Frontier Communications Holdings LLC	20002521	7840	45.07	Sewer	Supply
9187	07/03/2024	EFT	Construction Materials Engineers, INC	20002524	8120	65,095.00	Sewer	Transmission
9253	07/18/2024	EFT	Construction Materials Engineers, INC	20002524	8120	5,940.00	Sewer	Transmission
9264	07/18/2024	EFT	Construction Materials Engineers, INC	20002524	8120	3,014,331.05	Sewer	Transmission
9291	07/26/2024	EFT	Granite Construction Company	20002524	8120	2,873,168.70	Sewer	Transmission
9186	07/03/2024	EFT	Granite Construction Company	20002523	7440	416.12	Sewer	Treatment
9198	07/03/2024	EFT	Codale Electric Supply	20002523	7430	192.22	Sewer	Treatment
9205	07/03/2024	EFT	Red Wing Shoe Company, Inc	20002523	7510	8.58	Sewer	Treatment
9209	07/11/2024	EFT	Wedco, Inc.	20002523	7433	579.76	Sewer	Treatment
9209	07/11/2024	EFT	Amazon Capital Services, INC	20002523	7433	106.11	Sewer	Treatment
9209	07/11/2024	EFT	Amazon Capital Services, INC	20002523	7433	87.53	Sewer	Treatment
9209	07/11/2024	EFT	Amazon Capital Services, INC	20002523	7428	87.53	Sewer	Treatment
9209	07/11/2024	EFT	Amazon Capital Services, INC	20002523	7440	(28.50)	Sewer	Treatment
9232	07/11/2024	EFT	Tahoe Supply Company LLC	20002523	7405	31.81	Sewer	Treatment
9243	07/18/2024	EFT	Sammie Santiago	20002523	7530	360.00	Sewer	Treatment
9247	07/18/2024	EFT	Bently Family LLC	20002523	7415	514.50	Sewer	Treatment
9247	07/18/2024	EFT	Bently Family LLC	20002523	7415	371.00	Sewer	Treatment
9247	07/18/2024	EFT	Bently Family LLC	20002523	7415	300.44	Sewer	Treatment
9247	07/18/2024	EFT	Bently Family LLC	20002523	7415	287.84	Sewer	Treatment
9272	07/18/2024	EFT	Solenis LLC	20002523	7425	5,633.40	Sewer	Treatment
9279	07/18/2024	EFT	Wedco, Inc.	20002523	7510	650.09	Sewer	Treatment
9280	07/18/2024	EFT	Western Environmental Laboratory	20002523	7428	264.45	Sewer	Treatment
9280	07/18/2024	EFT	Western Environmental Laboratory	20002523	7428	150.45	Sewer	Treatment
9295	07/26/2024	EFT	Jacobs Engineering Group Inc	20002523	7330	2,737.00	Sewer	Treatment
9295	07/26/2024	EFT	Jacobs Engineering Group Inc	20002523	7330	1,824.62	Sewer	Treatment
9184	07/03/2024	EFT	Christopher Sarten	30343653	6030	1,062.50	Snowflake Lodge	Food & Beverage
9298	07/26/2024	EFT	MADONNA DUNBAR	20002738	7840	82.50	Solid Waste	Solid Waste
9288	07/26/2024	EFT	Dunseath Key Co, Inc.	30384588	7415	17.87	Tennis	Tennis Services
9240	07/18/2024	EFT	AIA Corporation	20002899	7415	6,167.00	TWSA	Administration
9298	07/26/2024	EFT	MADONNA DUNBAR	20002899	7840	48.00	TWSA	Administration
9182	07/03/2024	EFT	Black Clover Enterprises	300320	1501	1,443.90	Unclassified	Unclassified
9192	07/03/2024	EFT	L&C Cook Specialty Foods, Inc.	300320	1504	239.42	Unclassified	Unclassified
9192	07/03/2024	EFT	L&C Cook Specialty Foods, Inc.	300320	1504	221.97	Unclassified	Unclassified
9192	07/03/2024	EFT	L&C Cook Specialty Foods, Inc.	390	1504	165.85	Unclassified	Unclassified

CHECK NUMBER	CHECK DATE	CHECK TYPE	VENDOR NAME	ORG	OBJECT	AMOUNT	DEPT NAME	DIVISION
9192	07/03/2024	EFT	L&C Cook Specialty Foods, Inc.	390	1504	165.85	Unclassified	Unclassified
9192	07/03/2024	EFT	L&C Cook Specialty Foods, Inc.	390	1504	165.85	Unclassified	Unclassified
9192	07/03/2024	EFT	L&C Cook Specialty Foods, Inc.	390	1504	165.85	Unclassified	Unclassified
9192	07/03/2024	EFT	L&C Cook Specialty Foods, Inc.	300320	1504	133.71	Unclassified	Unclassified
9192	07/03/2024	EFT	L&C Cook Specialty Foods, Inc.	300320	1504	123.00	Unclassified	Unclassified
9192	07/03/2024	EFT	L&C Cook Specialty Foods, Inc.	300320	1504	85.61	Unclassified	Unclassified
9192	07/03/2024	EFT	L&C Cook Specialty Foods, Inc.	300320	1504	82.15	Unclassified	Unclassified
9192	07/03/2024	EFT	L&C Cook Specialty Foods, Inc.	390	1504	81.60	Unclassified	Unclassified
9192	07/03/2024	EFT	L&C Cook Specialty Foods, Inc.	390	1504	77.10	Unclassified	Unclassified
9192	07/03/2024	EFT	L&C Cook Specialty Foods, Inc.	390	1504	76.30	Unclassified	Unclassified
9192	07/03/2024	EFT	L&C Cook Specialty Foods, Inc.	390	1504	76.30	Unclassified	Unclassified
9192	07/03/2024	EFT	L&C Cook Specialty Foods, Inc.	390	1504	51.40	Unclassified	Unclassified
9192	07/03/2024	EFT	L&C Cook Specialty Foods, Inc.	390	1504	40.80	Unclassified	Unclassified
9192	07/03/2024	EFT	L&C Cook Specialty Foods, Inc.	390	1504	(39.30)	Unclassified	Unclassified
9199	07/03/2024	EFT	Sierra Meat Co	390	1504	1,841.76	Unclassified	Unclassified
9199	07/03/2024	EFT	Sierra Meat Co	390	1504	1,740.12	Unclassified	Unclassified
9199	07/03/2024	EFT	Sierra Meat Co	300330	1504	1,461.04	Unclassified	Unclassified
9199	07/03/2024	EFT	Sierra Meat Co	300330	1504	1,082.79	Unclassified	Unclassified
9199	07/03/2024	EFT	Sierra Meat Co	300320	1504	705.20	Unclassified	Unclassified
9199	07/03/2024	EFT	Sierra Meat Co	300320	1504	424.80	Unclassified	Unclassified
9199	07/03/2024	EFT	Sierra Meat Co	300320	1504	381.44	Unclassified	Unclassified
9199	07/03/2024	EFT	Sierra Meat Co	300330	1504	176.41	Unclassified	Unclassified
9199	07/03/2024	EFT	Sierra Meat Co	300320	1504	100.00	Unclassified	Unclassified
9203	07/03/2024	EFT	US Foodservice, Inc.	390	1504	3,738.30	Unclassified	Unclassified
9203	07/03/2024	EFT	US Foodservice, Inc.	390	1504	3,457.78	Unclassified	Unclassified
9203	07/03/2024	EFT	US Foodservice, Inc.	300330	1504	2,311.82	Unclassified	Unclassified
9203	07/03/2024	EFT	US Foodservice, Inc.	390	1504	1,693.87	Unclassified	Unclassified
9203	07/03/2024	EFT	US Foodservice, Inc.	300330	1504	977.53	Unclassified	Unclassified
9203	07/03/2024	EFT	US Foodservice, Inc.	300320	1504	948.05	Unclassified	Unclassified
9203	07/03/2024	EFT	US Foodservice, Inc.	300330	1504	917.10	Unclassified	Unclassified
9203	07/03/2024	EFT	US Foodservice, Inc.	390	1504	190.80	Unclassified	Unclassified
9203	07/03/2024	EFT	US Foodservice, Inc.	300320	1504	2,027.40	Unclassified	Unclassified
9204	07/03/2024	EFT	WageWorks, INC	950	2027	2,796.88	Unclassified	Unclassified
9204	07/03/2024	EFT	WageWorks, INC	950	2027	390.00	Unclassified	Unclassified
9204	07/03/2024	EFT	WageWorks, INC	950	2027	331.20	Unclassified	Unclassified
9204	07/03/2024	EFT	WageWorks, INC	950	2027	195.00	Unclassified	Unclassified
9204	07/03/2024	EFT	WageWorks, INC	950	2027	50.00	Unclassified	Unclassified
9204	07/03/2024	EFT	WageWorks, INC	950	2027	31.20	Unclassified	Unclassified
9204	07/03/2024	EFT	WageWorks, INC	950	2027	28.43	Unclassified	Unclassified
9213	07/11/2024	EFT	Farmer Bros. Co	300320	1504	194.68	Unclassified	Unclassified
9216	07/11/2024	EFT	Harvey Johnson	200	2036	372.40	Unclassified	Unclassified

CHECK NUMBER	CHECK DATE	CHECK TYPE	VENDOR NAME	ORG	OBJECT	AMOUNT	DEPT NAME	DIVISION
9218	07/11/2024	EFT	L&C Cook Specialty Foods, Inc.	300340	1504	86.40	Unclassified	Unclassified
9220	07/11/2024	EFT	Mint Green Group USA	300320	1501	360.00	Unclassified	Unclassified
9220	07/11/2024	EFT	Mint Green Group USA	300320	1501	238.00	Unclassified	Unclassified
9220	07/11/2024	EFT	Mint Green Group USA	300320	1501	170.00	Unclassified	Unclassified
9223	07/11/2024	EFT	New West Distributing, Inc.	300320	1505	315.75	Unclassified	Unclassified
9223	07/11/2024	EFT	New West Distributing, Inc.	300330	1505	123.00	Unclassified	Unclassified
9225	07/11/2024	EFT	Produce Plus	300320	1504	166.40	Unclassified	Unclassified
9227	07/11/2024	EFT	Sierra Meat Co	390	1504	1,810.44	Unclassified	Unclassified
9227	07/11/2024	EFT	Sierra Meat Co	390	1504	1,243.74	Unclassified	Unclassified
9227	07/11/2024	EFT	Sierra Meat Co	300320	1504	1,140.10	Unclassified	Unclassified
9227	07/11/2024	EFT	Sierra Meat Co	300320	1504	744.37	Unclassified	Unclassified
9227	07/11/2024	EFT	Sierra Meat Co	300320	1504	716.36	Unclassified	Unclassified
9227	07/11/2024	EFT	Sierra Meat Co	300320	1504	505.78	Unclassified	Unclassified
9227	07/11/2024	EFT	Sierra Meat Co	300330	1504	483.72	Unclassified	Unclassified
9227	07/11/2024	EFT	Sierra Meat Co	300320	1504	213.15	Unclassified	Unclassified
9227	07/11/2024	EFT	Sierra Meat Co	300320	1504	206.40	Unclassified	Unclassified
9230	07/11/2024	EFT	Swire Pacific Holdings, Inc.	300320	1504	2,632.65	Unclassified	Unclassified
9230	07/11/2024	EFT	Swire Pacific Holdings, Inc.	390	1504	1,128.28	Unclassified	Unclassified
9230	07/11/2024	EFT	Swire Pacific Holdings, Inc.	300320	1504	640.14	Unclassified	Unclassified
9230	07/11/2024	EFT	Swire Pacific Holdings, Inc.	390	1504	426.75	Unclassified	Unclassified
9231	07/11/2024	EFT	Sysco Food Services of Sacramento	390	1504	415.60	Unclassified	Unclassified
9231	07/11/2024	EFT	Sysco Food Services of Sacramento	300320	1504	384.92	Unclassified	Unclassified
9231	07/11/2024	EFT	Sysco Food Services of Sacramento	300320	1504	339.98	Unclassified	Unclassified
9231	07/11/2024	EFT	Sysco Food Services of Sacramento	300320	1504	330.17	Unclassified	Unclassified
9231	07/11/2024	EFT	Sysco Food Services of Sacramento	300320	1504	268.09	Unclassified	Unclassified
9231	07/11/2024	EFT	Sysco Food Services of Sacramento	300320	1504	159.26	Unclassified	Unclassified
9231	07/11/2024	EFT	Sysco Food Services of Sacramento	300330	1504	37.21	Unclassified	Unclassified
9236	07/11/2024	EFT	US Foodservice, Inc.	390	1504	3,035.45	Unclassified	Unclassified
9236	07/11/2024	EFT	US Foodservice, Inc.	300320	1504	2,963.97	Unclassified	Unclassified
9236	07/11/2024	EFT	US Foodservice, Inc.	300330	1504	2,544.85	Unclassified	Unclassified
9236	07/11/2024	EFT	US Foodservice, Inc.	300320	1504	2,540.96	Unclassified	Unclassified
9236	07/11/2024	EFT	US Foodservice, Inc.	300320	1504	2,448.12	Unclassified	Unclassified
9236	07/11/2024	EFT	US Foodservice, Inc.	390	1504	1,719.02	Unclassified	Unclassified
9236	07/11/2024	EFT	US Foodservice, Inc.	300330	1504	1,178.37	Unclassified	Unclassified
9236	07/11/2024	EFT	US Foodservice, Inc.	390	1504	687.65	Unclassified	Unclassified
9236	07/11/2024	EFT	US Foodservice, Inc.	300320	1504	290.12	Unclassified	Unclassified
9236	07/11/2024	EFT	US Foodservice, Inc.	300330	1504	275.51	Unclassified	Unclassified
9236	07/11/2024	EFT	US Foodservice, Inc.	300320	1504	82.99	Unclassified	Unclassified
9236	07/11/2024	EFT	US Foodservice, Inc.	300320	1504	80.76	Unclassified	Unclassified
9236	07/11/2024	EFT	US Foodservice, Inc.	300330	1504	76.80	Unclassified	Unclassified
9236	07/11/2024	EFT	US Foodservice, Inc.	300330	1504	75.84	Unclassified	Unclassified

CHECK NUMBER	CHECK DATE	CHECK TYPE	VENDOR NAME	ORG	OBJECT	AMOUNT	DEPT NAME	DIVISION
9236	07/11/2024	EFT	US Foodservice, Inc.	300320	1504	58.04	Unclassified	Unclassified
9236	07/11/2024	EFT	US Foodservice, Inc.	300320	1504	51.36	Unclassified	Unclassified
9236	07/11/2024	EFT	US Foodservice, Inc.	300330	1504	26.96	Unclassified	Unclassified
9237	07/12/2024	EFT	L&C Cook Specialty Foods, Inc.	390	1504	408.00	Unclassified	Unclassified
9237	07/12/2024	EFT	L&C Cook Specialty Foods, Inc.	300320	1504	235.14	Unclassified	Unclassified
9237	07/12/2024	EFT	L&C Cook Specialty Foods, Inc.	300320	1504	205.72	Unclassified	Unclassified
9237	07/12/2024	EFT	L&C Cook Specialty Foods, Inc.	300320	1504	194.66	Unclassified	Unclassified
9237	07/12/2024	EFT	L&C Cook Specialty Foods, Inc.	300320	1504	187.01	Unclassified	Unclassified
9237	07/12/2024	EFT	L&C Cook Specialty Foods, Inc.	390	1504	179.10	Unclassified	Unclassified
9237	07/12/2024	EFT	L&C Cook Specialty Foods, Inc.	390	1504	179.10	Unclassified	Unclassified
9237	07/12/2024	EFT	L&C Cook Specialty Foods, Inc.	300320	1504	137.28	Unclassified	Unclassified
9237	07/12/2024	EFT	L&C Cook Specialty Foods, Inc.	390	1504	114.45	Unclassified	Unclassified
9237	07/12/2024	EFT	L&C Cook Specialty Foods, Inc.	300320	1504	110.70	Unclassified	Unclassified
9237	07/12/2024	EFT	L&C Cook Specialty Foods, Inc.	300320	1504	94.12	Unclassified	Unclassified
9237	07/12/2024	EFT	L&C Cook Specialty Foods, Inc.	300320	1504	89.65	Unclassified	Unclassified
9237	07/12/2024	EFT	L&C Cook Specialty Foods, Inc.	390	1504	89.55	Unclassified	Unclassified
9237	07/12/2024	EFT	L&C Cook Specialty Foods, Inc.	390	1504	89.55	Unclassified	Unclassified
9237	07/12/2024	EFT	L&C Cook Specialty Foods, Inc.	390	1504	76.30	Unclassified	Unclassified
9237	07/12/2024	EFT	L&C Cook Specialty Foods, Inc.	300320	1504	76.30	Unclassified	Unclassified
9237	07/12/2024	EFT	L&C Cook Specialty Foods, Inc.	300320	1504	74.35	Unclassified	Unclassified
9237	07/12/2024	EFT	L&C Cook Specialty Foods, Inc.	300320	1504	59.60	Unclassified	Unclassified
9237	07/12/2024	EFT	L&C Cook Specialty Foods, Inc.	390	1504	51.40	Unclassified	Unclassified
9237	07/12/2024	EFT	L&C Cook Specialty Foods, Inc.	390	1504	38.15	Unclassified	Unclassified
9237	07/12/2024	EFT	L&C Cook Specialty Foods, Inc.	390	1504	13.25	Unclassified	Unclassified
9238	07/12/2024	EFT	New West Distributing, Inc.	300320	1505	2,234.30	Unclassified	Unclassified
9238	07/12/2024	EFT	New West Distributing, Inc.	300320	1505	1,627.25	Unclassified	Unclassified
9238	07/12/2024	EFT	New West Distributing, Inc.	300320	1501	122.00	Unclassified	Unclassified
9238	07/12/2024	EFT	New West Distributing, Inc.	300320	1501	122.00	Unclassified	Unclassified
9249	07/18/2024	EFT	Capital Beverages, Inc.	300320	1505	530.92	Unclassified	Unclassified
9249	07/18/2024	EFT	Capital Beverages, Inc.	300340	1505	(400.00)	Unclassified	Unclassified
9254	07/18/2024	EFT	Corkcicle LLC	300320	1501	1,365.00	Unclassified	Unclassified
9266	07/18/2024	EFT	L&C Cook Specialty Foods, Inc.	390	1504	358.20	Unclassified	Unclassified
9266	07/18/2024	EFT	L&C Cook Specialty Foods, Inc.	300320	1504	173.31	Unclassified	Unclassified
9266	07/18/2024	EFT	L&C Cook Specialty Foods, Inc.	300320	1504	117.46	Unclassified	Unclassified
9266	07/18/2024	EFT	L&C Cook Specialty Foods, Inc.	390	1504	104.40	Unclassified	Unclassified
9266	07/18/2024	EFT	L&C Cook Specialty Foods, Inc.	390	1504	89.55	Unclassified	Unclassified
9266	07/18/2024	EFT	L&C Cook Specialty Foods, Inc.	390	1504	89.55	Unclassified	Unclassified
9266	07/18/2024	EFT	L&C Cook Specialty Foods, Inc.	390	1504	77.90	Unclassified	Unclassified
9266	07/18/2024	EFT	L&C Cook Specialty Foods, Inc.	390	1504	76.30	Unclassified	Unclassified
9266	07/18/2024	EFT	L&C Cook Specialty Foods, Inc.	390	1504	76.30	Unclassified	Unclassified
9266	07/18/2024	EFT	L&C Cook Specialty Foods, Inc.	390	1504	76.30	Unclassified	Unclassified

CHECK NUMBER	CHECK DATE	CHECK TYPE	VENDOR NAME	ORG	OBJECT	AMOUNT	DEPT NAME	DIVISION
9266	07/18/2024	EFT	L&C Cook Specialty Foods, Inc.	390	1504	63.05	Unclassified	Unclassified
9266	07/18/2024	EFT	L&C Cook Specialty Foods, Inc.	390	1504	49.80	Unclassified	Unclassified
9266	07/18/2024	EFT	L&C Cook Specialty Foods, Inc.	390	1504	38.15	Unclassified	Unclassified
9266	07/18/2024	EFT	L&C Cook Specialty Foods, Inc.	390	1504	38.15	Unclassified	Unclassified
9266	07/18/2024	EFT	L&C Cook Specialty Foods, Inc.	390	1504	38.15	Unclassified	Unclassified
9266	07/18/2024	EFT	L&C Cook Specialty Foods, Inc.	390	1504	26.50	Unclassified	Unclassified
9271	07/18/2024	EFT	SI-Products, LLC - Sunice USA INC	300320	1501	43.50	Unclassified	Unclassified
9277	07/18/2024	EFT	US Foodservice, Inc.	300320	1504	3,522.14	Unclassified	Unclassified
9277	07/18/2024	EFT	US Foodservice, Inc.	390	1504	2,520.31	Unclassified	Unclassified
9277	07/18/2024	EFT	US Foodservice, Inc.	300330	1504	1,958.81	Unclassified	Unclassified
9277	07/18/2024	EFT	US Foodservice, Inc.	300320	1504	1,788.50	Unclassified	Unclassified
9277	07/18/2024	EFT	US Foodservice, Inc.	390	1504	1,463.72	Unclassified	Unclassified
9277	07/18/2024	EFT	US Foodservice, Inc.	300320	1504	266.63	Unclassified	Unclassified
9277	07/18/2024	EFT	US Foodservice, Inc.	390	1504	169.66	Unclassified	Unclassified
9277	07/18/2024	EFT	US Foodservice, Inc.	300330	1504	162.86	Unclassified	Unclassified
9277	07/18/2024	EFT	US Foodservice, Inc.	300320	1504	(59.16)	Unclassified	Unclassified
9277	07/18/2024	EFT	US Foodservice, Inc.	300320	1504	(61.23)	Unclassified	Unclassified
9277	07/18/2024	EFT	US Foodservice, Inc.	300320	1504	(87.44)	Unclassified	Unclassified
9277	07/18/2024	EFT	US Foodservice, Inc.	300320	1504	(113.40)	Unclassified	Unclassified
9277	07/18/2024	EFT	US Foodservice, Inc.	300320	1504	(174.88)	Unclassified	Unclassified
9277	07/18/2024	EFT	US Foodservice, Inc.	300320	1504	(315.35)	Unclassified	Unclassified
9277	07/18/2024	EFT	US Foodservice, Inc.	300340	1504	(929.77)	Unclassified	Unclassified
9277	07/18/2024	EFT	US Foodservice, Inc.	300340	1504	(1,473.98)	Unclassified	Unclassified
9278	07/18/2024	EFT	Vantage Custom Classics Inc DBA Vanatage Apparel	300320	1501	1,608.45	Unclassified	Unclassified
9297	07/26/2024	EFT	L&C Cook Specialty Foods, Inc.	300320	1504	219.18	Unclassified	Unclassified
9297	07/26/2024	EFT	L&C Cook Specialty Foods, Inc.	300320	1504	211.09	Unclassified	Unclassified
9297	07/26/2024	EFT	L&C Cook Specialty Foods, Inc.	300320	1504	147.38	Unclassified	Unclassified
9297	07/26/2024	EFT	L&C Cook Specialty Foods, Inc.	390	1504	140.95	Unclassified	Unclassified
9297	07/26/2024	EFT	L&C Cook Specialty Foods, Inc.	300320	1504	136.73	Unclassified	Unclassified
9297	07/26/2024	EFT	L&C Cook Specialty Foods, Inc.	300320	1504	134.16	Unclassified	Unclassified
9297	07/26/2024	EFT	L&C Cook Specialty Foods, Inc.	390	1504	102.80	Unclassified	Unclassified
9297	07/26/2024	EFT	L&C Cook Specialty Foods, Inc.	390	1504	102.80	Unclassified	Unclassified
9297	07/26/2024	EFT	L&C Cook Specialty Foods, Inc.	390	1504	89.55	Unclassified	Unclassified
9297	07/26/2024	EFT	L&C Cook Specialty Foods, Inc.	300320	1504	86.93	Unclassified	Unclassified
9297	07/26/2024	EFT	L&C Cook Specialty Foods, Inc.	390	1504	76.30	Unclassified	Unclassified
9297	07/26/2024	EFT	L&C Cook Specialty Foods, Inc.	300320	1504	74.02	Unclassified	Unclassified
9297	07/26/2024	EFT	L&C Cook Specialty Foods, Inc.	390	1504	63.85	Unclassified	Unclassified
9297	07/26/2024	EFT	L&C Cook Specialty Foods, Inc.	390	1504	51.40	Unclassified	Unclassified
9297	07/26/2024	EFT	L&C Cook Specialty Foods, Inc.	390	1504	38.15	Unclassified	Unclassified
9297	07/26/2024	EFT	L&C Cook Specialty Foods, Inc.	390	1504	38.15	Unclassified	Unclassified
9297	07/26/2024	EFT	L&C Cook Specialty Foods, Inc.	390	1504	38.15	Unclassified	Unclassified

CHECK NUMBER	CHECK DATE	CHECK TYPE	VENDOR NAME	ORG	OBJECT	AMOUNT	DEPT NAME	DIVISION
9297	07/26/2024	EFT	L&C Cook Specialty Foods, Inc.	300320	1504	36.16	Unclassified	Unclassified
9297	07/26/2024	EFT	L&C Cook Specialty Foods, Inc.	390	1504	13.25	Unclassified	Unclassified
9302	07/26/2024	EFT	US Foodservice, Inc.	300330	1504	535.35	Unclassified	Unclassified
9303	07/26/2024	EFT	WageWorks, INC	950	2027	336.68	Unclassified	Unclassified
9303	07/26/2024	EFT	WageWorks, INC	950	2027	250.00	Unclassified	Unclassified
9303	07/26/2024	EFT	WageWorks, INC	950	2027	194.99	Unclassified	Unclassified
9303	07/26/2024	EFT	WageWorks, INC	950	2027	134.39	Unclassified	Unclassified
9259	07/18/2024	EFT	DOWL, LLC	20002299	8120	660.00	Water	Administration
9186	07/03/2024	EFT	Codale Electric Supply	20002222	7440	416.14	Water	Pumping
9230	07/11/2024	EFT	Swire Pacific Holdings, Inc.	20002297	7415	106.20	Water	Shared Expenses
9234	07/11/2024	EFT	Thermo Electron North America LLC	20002297	8120	80,372.06	Water	Shared Expenses
9243	07/18/2024	EFT	Sammie Santiago	20002297	7530	2,170.00	Water	Shared Expenses
9256	07/18/2024	EFT	DataPrint Services, LLC	20002297	7460	1,157.00	Water	Shared Expenses
9256	07/18/2024	EFT	DataPrint Services, LLC	20002297	7330	700.64	Water	Shared Expenses
9268	07/18/2024	EFT	Quaddent Leasing USA, Inc	20002297	7480	69.15	Water	Shared Expenses
9286	07/26/2024	EFT	DataPrint Services, LLC	20002297	7330	286.71	Water	Shared Expenses
9298	07/26/2024	EFT	MADONNA DUNBAR	20002221	7840	19.50	Water	Supply
9186	07/03/2024	EFT	Codale Electric Supply	20002223	7440	416.14	Water	Treatment
9198	07/03/2024	EFT	Red Wing Shoe Company, Inc	20002223	7430	192.23	Water	Treatment
9202	07/03/2024	EFT	Univar Solutions USA Inc.	20002223	7425	20,275.60	Water	Treatment
9209	07/11/2024	EFT	Amazon Capital Services, INC	20002223	7433	106.10	Water	Treatment
9209	07/11/2024	EFT	Amazon Capital Services, INC	20002223	7428	87.52	Water	Treatment
9211	07/11/2024	EFT	Montrose Environmental Group, Inc	20002223	7428	5,416.00	Water	Treatment
9235	07/11/2024	EFT	Univar Solutions USA Inc.	20002223	7425	15,694.79	Water	Treatment
9295	07/26/2024	EFT	Jacobs Engineering Group Inc	20002223	7330	2,737.00	Water	Treatment
9295	07/26/2024	EFT	Jacobs Engineering Group Inc	20002223	7330	1,824.63	Water	Treatment
Total EFT						9,003,650.01		
11822817	07/11/2024	PRINTED	NV Energy	39003999	7810	2,420.43	Beach	Administration
11822838	07/11/2024	PRINTED	Southwest Gas	39003999	7815	2,316.47	Beach	Administration
11822851	07/18/2024	PRINTED	AT&T Mobility - PAY ONLINE	39003999	7840	70.91	Beach	Administration
11822925	07/26/2024	PRINTED	AT&T Mobility - PAY ONLINE	39003999	7840	62.72	Beach	Administration
11822926	07/26/2024	PRINTED	AT&T Mobility - PAY ONLINE	39003999	7840	70.91	Beach	Administration
11822928	07/26/2024	PRINTED	AT&T Mobility - PAY ONLINE	39003999	7840	70.91	Beach	Administration
11822936	07/26/2024	PRINTED	Color D, LLC	39003999	7415	880.00	Beach	Administration
11822760	07/03/2024	PRINTED	Jasmine Lance	39003985	7415	388.77	Beach	Aquatics
11822761	07/03/2024	PRINTED	Lee Joseph, Inc.	39003985	7415	126.54	Beach	Aquatics
11822761	07/03/2024	PRINTED	Lee Joseph, Inc.	39003985	7415	0.50	Beach	Aquatics
11822762	07/03/2024	PRINTED	Mountain Hardware and Sports Incline Village, INC	39003985	7415	144.45	Beach	Aquatics
11822786	07/11/2024	PRINTED	American Red Cross	39003985	7680	948.00	Beach	Aquatics

CHECK NUMBER	CHECK DATE	CHECK TYPE	VENDOR NAME	ORG	OBJECT	AMOUNT	DEPT NAME	DIVISION
11822809	07/11/2024	PRINTED	Lee Joseph, Inc.	39003985	7425	2,252.60	Beach	Aquatics
11822809	07/11/2024	PRINTED	Lee Joseph, Inc.	39003985	7415	2,227.50	Beach	Aquatics
11822809	07/11/2024	PRINTED	Lee Joseph, Inc.	39003985	7415	1,815.00	Beach	Aquatics
11822809	07/11/2024	PRINTED	Lee Joseph, Inc.	39003985	7425	229.75	Beach	Aquatics
11822809	07/11/2024	PRINTED	Lee Joseph, Inc.	39003985	7415	95.94	Beach	Aquatics
11822809	07/11/2024	PRINTED	Lee Joseph, Inc.	39003985	7415	86.96	Beach	Aquatics
11822839	07/11/2024	PRINTED	State of Nevada -Dept of Public Safety	39003985	7415	120.75	Beach	Aquatics
11822839	07/11/2024	PRINTED	State of Nevada -Dept of Public Safety	39003985	7415	120.75	Beach	Aquatics
11822851	07/18/2024	PRINTED	AT&T Mobility - PAY ONLINE	39003985	7840	28.55	Beach	Aquatics
11822920	07/19/2024	PRINTED	AT&T	39003985	7840	223.31	Beach	Aquatics
11822925	07/26/2024	PRINTED	AT&T Mobility - PAY ONLINE	39003985	7840	28.62	Beach	Aquatics
11822926	07/26/2024	PRINTED	AT&T Mobility - PAY ONLINE	39003985	7840	28.55	Beach	Aquatics
11822928	07/26/2024	PRINTED	AT&T Mobility - PAY ONLINE	39003985	7840	28.55	Beach	Aquatics
11822786	07/11/2024	PRINTED	American Red Cross	39003971	7680	60.00	Beach	Beach Hosts
11822839	07/11/2024	PRINTED	State of Nevada -Dept of Public Safety	39003971	7415	161.00	Beach	Beach Hosts
11822853	07/18/2024	PRINTED	Brithany Solis-Hernandez	39003971	7685	153.43	Beach	Beach Hosts
11822884	07/18/2024	PRINTED	Peter Price	39003971	7685	100.50	Beach	Beach Hosts
11822888	07/18/2024	PRINTED	Sage Freidus	39003971	7685	153.43	Beach	Beach Hosts
11822890	07/18/2024	PRINTED	Shelby Liddicoet	39003971	7685	287.43	Beach	Beach Hosts
11822898	07/18/2024	PRINTED	Tiffany Strangio	39003971	7685	168.17	Beach	Beach Hosts
11822946	07/26/2024	PRINTED	Joseph Thompson	39003971	7685	238.52	Beach	Beach Hosts
11822838	07/11/2024	PRINTED	Southwest Gas	39003953	7815	1,489.14	Beach	Food & Beverage
11822746	07/03/2024	PRINTED	AT&T Mobility - PAY ONLINE	39003978	7840	528.87	Beach	Park Services
11822747	07/03/2024	PRINTED	AT&T Mobility - PAY ONLINE	39003978	7840	624.50	Beach	Park Services
11822748	07/03/2024	PRINTED	AT&T Mobility - PAY ONLINE	39003978	7840	747.00	Beach	Park Services
11822751	07/03/2024	PRINTED	Bushwhackers Tree Service, Inc	39003978	7330	645.00	Beach	Park Services
11822751	07/03/2024	PRINTED	Bushwhackers Tree Service, Inc	39003978	7330	500.00	Beach	Park Services
11822762	07/03/2024	PRINTED	Mountain Hardware and Sports Incline Village, INC	39003978	7415	1,911.66	Beach	Park Services
11822765	07/03/2024	PRINTED	Reno Disposal/Dbawaste Management of Nevada	39003978	7825	2,187.73	Beach	Park Services
11822772	07/03/2024	PRINTED	Vestis	39003978	7430	260.88	Beach	Park Services
11822801	07/11/2024	PRINTED	Ewing Irrigation Products	39003978	7415	260.97	Beach	Park Services
11822801	07/11/2024	PRINTED	Ewing Irrigation Products	39003978	7415	77.20	Beach	Park Services
11822804	07/11/2024	PRINTED	Grainger, Inc.	39003978	7415	1,793.80	Beach	Park Services
11822806	07/11/2024	PRINTED	High Sierra Gardens, Inc.	39003978	7415	62.65	Beach	Park Services
11822806	07/11/2024	PRINTED	High Sierra Gardens, Inc.	39003978	7415	17.85	Beach	Park Services
11822816	07/11/2024	PRINTED	Nutrien AG Solutions INC	39003978	7415	2,375.00	Beach	Park Services
11822828	07/11/2024	PRINTED	PolyMenders	39003978	7510	3,450.00	Beach	Park Services
11822841	07/11/2024	PRINTED	Tahoe City Lumber CO. INC	39003978	7510	93.59	Beach	Park Services
11822887	07/18/2024	PRINTED	Reno Disposal/Dbawaste Management of Nevada	39003978	7825	1,861.46	Beach	Park Services
11822902	07/18/2024	PRINTED	Vestis	39003978	7430	311.96	Beach	Park Services
11822919	07/18/2024	PRINTED	Western Turf & Hardscapes	39003978	7510	696.80	Beach	Park Services

CHECK NUMBER	CHECK DATE	CHECK TYPE	VENDOR NAME	ORG	OBJECT	AMOUNT	DEPT NAME	DIVISION
11822927	07/26/2024	PRINTED	AT&T Mobility - PAY ONLINE	39003978	7840	834.53	Beach	Park Services
11822939	07/26/2024	PRINTED	Ewing Irrigation Products	39003978	7415	2,451.77	Beach	Park Services
11822942	07/26/2024	PRINTED	High Sierra Gardens, Inc.	39003978	7415	88.00	Beach	Park Services
11822942	07/26/2024	PRINTED	High Sierra Gardens, Inc.	39003978	7415	71.55	Beach	Park Services
11822942	07/26/2024	PRINTED	High Sierra Gardens, Inc.	39003978	7415	37.80	Beach	Park Services
11822942	07/26/2024	PRINTED	High Sierra Gardens, Inc.	39003978	7415	36.00	Beach	Park Services
11822958	07/26/2024	PRINTED	Refuse, Inc DBA Waste Management of Nevada	39003978	7825	380.61	Beach	Park Services
11822958	07/26/2024	PRINTED	Refuse, Inc DBA Waste Management of Nevada	39003978	7825	94.25	Beach	Park Services
11822768	07/03/2024	PRINTED	Summit Refrigeration, Inc.	40435394	7520	576.35	Buildings	Building Maintenance
11822768	07/03/2024	PRINTED	Summit Refrigeration, Inc.	40435394	7520	333.71	Buildings	Building Maintenance
11822797	07/11/2024	PRINTED	Ecolab Inc.	40435394	7515	45.00	Buildings	Building Maintenance
11822798	07/11/2024	PRINTED	Ecolab Inc.	40435394	7515	134.69	Buildings	Building Maintenance
11822799	07/11/2024	PRINTED	Ecolab Inc.	40435394	7515	1,144.83	Buildings	Building Maintenance
11822800	07/11/2024	PRINTED	Ecolab Inc.	40435394	7515	18.36	Buildings	Building Maintenance
11822804	07/11/2024	PRINTED	Grainger, Inc.	40435394	7520	638.94	Buildings	Building Maintenance
11822804	07/11/2024	PRINTED	Grainger, Inc.	40435394	7520	338.47	Buildings	Building Maintenance
11822804	07/11/2024	PRINTED	Grainger, Inc.	40435394	7515	312.86	Buildings	Building Maintenance
11822804	07/11/2024	PRINTED	Grainger, Inc.	40435394	7520	273.77	Buildings	Building Maintenance
11822804	07/11/2024	PRINTED	Grainger, Inc.	40435394	7520	183.86	Buildings	Building Maintenance
11822804	07/11/2024	PRINTED	Grainger, Inc.	40435394	7520	111.57	Buildings	Building Maintenance
11822804	07/11/2024	PRINTED	Grainger, Inc.	40435394	7520	51.74	Buildings	Building Maintenance
11822804	07/11/2024	PRINTED	Grainger, Inc.	40435394	7520	48.69	Buildings	Building Maintenance
11822804	07/11/2024	PRINTED	Grainger, Inc.	40435394	7520	38.31	Buildings	Building Maintenance
11822804	07/11/2024	PRINTED	Grainger, Inc.	40435394	7520	36.42	Buildings	Building Maintenance
11822804	07/11/2024	PRINTED	Grainger, Inc.	40435394	7520	15.84	Buildings	Building Maintenance
11822804	07/11/2024	PRINTED	Grainger, Inc.	40435394	7520	(160.00)	Buildings	Building Maintenance
11822805	07/11/2024	PRINTED	High Sierra Elevator Inspections	40435394	7515	1,121.00	Buildings	Building Maintenance
11822805	07/11/2024	PRINTED	High Sierra Elevator Inspections	40435394	7515	463.50	Buildings	Building Maintenance
11822805	07/11/2024	PRINTED	High Sierra Elevator Inspections	40435394	7515	411.00	Buildings	Building Maintenance
11822813	07/11/2024	PRINTED	Mountain Hardware and Sports Incline Village, INC	40435394	7520	1,298.31	Buildings	Building Maintenance
11822813	07/11/2024	PRINTED	Mountain Hardware and Sports Incline Village, INC	40435394	7520	2.54	Buildings	Building Maintenance
11822840	07/11/2024	PRINTED	Summit Refrigeration, Inc.	40435394	7520	142.50	Buildings	Building Maintenance
11822840	07/11/2024	PRINTED	Summit Refrigeration, Inc.	40435394	7520	142.50	Buildings	Building Maintenance
11822851	07/18/2024	PRINTED	AT&T Mobility - PAY ONLINE	40435394	7840	205.30	Buildings	Building Maintenance
11822864	07/18/2024	PRINTED	Ecolab Inc.	40435394	7510	17.49	Buildings	Building Maintenance
11822886	07/18/2024	PRINTED	Rainbow Printing & Office Supplies, Inc.	40435394	7510	18.15	Buildings	Building Maintenance
11822897	07/18/2024	PRINTED	Tholl Fence, Inc	40435394	7520	270.00	Buildings	Building Maintenance
11822903	07/18/2024	PRINTED	Washoe County	40435394	7520	25.00	Buildings	Building Maintenance
11822904	07/18/2024	PRINTED	Washoe County	40435394	7520	25.00	Buildings	Building Maintenance
11822905	07/18/2024	PRINTED	Washoe County	40435394	7520	25.00	Buildings	Building Maintenance
11822906	07/18/2024	PRINTED	Washoe County	40435394	7520	25.00	Buildings	Building Maintenance

CHECK NUMBER	CHECK DATE	CHECK TYPE	VENDOR NAME	ORG	OBJECT	AMOUNT	DEPT NAME	DIVISION
11822907	07/18/2024	PRINTED	Washoe County	40435394	7520	125.00	Buildings	Building Maintenance
11822908	07/18/2024	PRINTED	Washoe County	40435394	7520	200.00	Buildings	Building Maintenance
11822909	07/18/2024	PRINTED	Washoe County	40435394	7520	200.00	Buildings	Building Maintenance
11822910	07/18/2024	PRINTED	Washoe County	40435394	7520	25.00	Buildings	Building Maintenance
11822911	07/18/2024	PRINTED	Washoe County	40435394	7520	25.00	Buildings	Building Maintenance
11822912	07/18/2024	PRINTED	Washoe County	40435394	7520	25.00	Buildings	Building Maintenance
11822913	07/18/2024	PRINTED	Washoe County	40435394	7520	25.00	Buildings	Building Maintenance
11822914	07/18/2024	PRINTED	Washoe County	40435394	7520	200.00	Buildings	Building Maintenance
11822915	07/18/2024	PRINTED	Washoe County	40435394	7520	125.00	Buildings	Building Maintenance
11822916	07/18/2024	PRINTED	Washoe County	40435394	7520	24.00	Buildings	Building Maintenance
11822917	07/18/2024	PRINTED	Washoe County	40435394	7510	25.00	Buildings	Building Maintenance
11822918	07/18/2024	PRINTED	Western Nevada Supply	40435394	7515	1,554.22	Buildings	Building Maintenance
11822925	07/26/2024	PRINTED	AT&T Mobility - PAY ONLINE	40435394	7840	205.42	Buildings	Building Maintenance
11822926	07/26/2024	PRINTED	AT&T Mobility - PAY ONLINE	40435394	7840	205.32	Buildings	Building Maintenance
11822926	07/26/2024	PRINTED	AT&T Mobility - PAY ONLINE	40435394	7840	0.03	Buildings	Building Maintenance
11822928	07/26/2024	PRINTED	AT&T Mobility - PAY ONLINE	40435394	7840	205.30	Buildings	Building Maintenance
11822951	07/26/2024	PRINTED	Mountain Hardware and Sports Incline Village, INC	40435394	7510	1,337.95	Buildings	Building Maintenance
11822951	07/26/2024	PRINTED	Mountain Hardware and Sports Incline Village, INC	40435394	7510	333.68	Buildings	Building Maintenance
11822976	07/26/2024	PRINTED	Utility Telecom Group, LLC	40435394	7840	93.55	Buildings	Building Maintenance
11822976	07/26/2024	PRINTED	Utility Telecom Group, LLC	40435394	7840	87.07	Buildings	Building Maintenance
11822796	07/11/2024	PRINTED	DirecTV, Inc.	30323199	7835	154.31	Championship Course	Administration
11822807	07/11/2024	PRINTED	High Sierra Patrol, Inc.	30323199	7605	275.32	Championship Course	Administration
11822810	07/11/2024	PRINTED	Loomis Holding US, Inc DBA Loomis Armored US, Inc	30323199	7330	812.03	Championship Course	Administration
11822829	07/11/2024	PRINTED	Rainbow Printing & Office Supplies, Inc.	30323199	7415	1,099.98	Championship Course	Administration
11822833	07/11/2024	PRINTED	Shred-IT USA	30323199	7330	42.36	Championship Course	Administration
11822838	07/11/2024	PRINTED	Southwest Gas	30323199	7815	826.40	Championship Course	Administration
11822850	07/18/2024	PRINTED	AT&T (U-Verse)	30323199	7830	160.69	Championship Course	Administration
11822851	07/18/2024	PRINTED	AT&T Mobility - PAY ONLINE	30323199	7840	106.50	Championship Course	Administration
11822880	07/18/2024	PRINTED	NV Energy	30323199	7810	9.98	Championship Course	Administration
11822891	07/18/2024	PRINTED	Shred-IT USA	30323199	7330	18.50	Championship Course	Administration
11822920	07/19/2024	PRINTED	AT&T	30323199	7480	405.83	Championship Course	Administration
11822924	07/26/2024	PRINTED	AT&T	30323199	7830	347.97	Championship Course	Administration
11822925	07/26/2024	PRINTED	AT&T Mobility - PAY ONLINE	30323199	7840	168.30	Championship Course	Administration
11822926	07/26/2024	PRINTED	AT&T Mobility - PAY ONLINE	30323199	7840	67.73	Championship Course	Administration
11822928	07/26/2024	PRINTED	AT&T Mobility - PAY ONLINE	30323199	7840	67.73	Championship Course	Administration
11822954	07/26/2024	PRINTED	Office Depot	30323199	7415	50.19	Championship Course	Administration
11822954	07/26/2024	PRINTED	Office Depot	30323199	7415	28.99	Championship Course	Administration
11822961	07/26/2024	PRINTED	Shred-IT USA	30323199	7330	42.36	Championship Course	Administration
11822962	07/26/2024	PRINTED	Shred-IT USA	30323199	7330	42.36	Championship Course	Administration
11822963	07/26/2024	PRINTED	Shred-IT USA	30323199	7330	42.36	Championship Course	Administration
11822964	07/26/2024	PRINTED	Shred-IT USA	30323199	7330	42.36	Championship Course	Administration

CHECK NUMBER	CHECK DATE	CHECK TYPE	VENDOR NAME	ORG	OBJECT	AMOUNT	DEPT NAME	DIVISION
11822965	07/26/2024	PRINTED	Shred-IT USA	30323199	7330	42.36	Championship Course	Administration
11822966	07/26/2024	PRINTED	Shred-IT USA	30323199	7330	42.36	Championship Course	Administration
11822967	07/26/2024	PRINTED	Shred-IT USA	30323199	7330	42.36	Championship Course	Administration
11822968	07/26/2024	PRINTED	Shred-IT USA	30323199	7330	42.36	Championship Course	Administration
11822762	07/03/2024	PRINTED	Mountain Hardware and Sports Incline Village, INC	30323142	7415	245.00	Championship Course	Course Maintenance
11822762	07/03/2024	PRINTED	Mountain Hardware and Sports Incline Village, INC	30323142	7435	179.00	Championship Course	Course Maintenance
11822766	07/03/2024	PRINTED	Simplot Partners	30323142	7425	1,750.00	Championship Course	Course Maintenance
11822766	07/03/2024	PRINTED	Simplot Partners	30323142	7415	430.00	Championship Course	Course Maintenance
11822773	07/03/2024	PRINTED	West Coast Turf	30323142	7415	1,587.00	Championship Course	Course Maintenance
11822773	07/03/2024	PRINTED	West Coast Turf	30323142	7415	226.50	Championship Course	Course Maintenance
11822816	07/11/2024	PRINTED	Nutrien AG Solutions INC	30323142	7425	358.50	Championship Course	Course Maintenance
11822834	07/11/2024	PRINTED	Sierra Pacific Turf Supply, Inc.	30323142	7425	2,278.21	Championship Course	Course Maintenance
11822834	07/11/2024	PRINTED	Sierra Pacific Turf Supply, Inc.	30323142	7415	1,066.00	Championship Course	Course Maintenance
11822834	07/11/2024	PRINTED	Sierra Pacific Turf Supply, Inc.	30323142	7425	956.58	Championship Course	Course Maintenance
11822834	07/11/2024	PRINTED	Sierra Pacific Turf Supply, Inc.	30323142	7415	647.93	Championship Course	Course Maintenance
11822834	07/11/2024	PRINTED	Sierra Pacific Turf Supply, Inc.	30323142	7435	158.80	Championship Course	Course Maintenance
11822836	07/11/2024	PRINTED	Simplot Partners	30323142	7425	2,400.00	Championship Course	Course Maintenance
11822836	07/11/2024	PRINTED	Simplot Partners	30323142	7425	870.00	Championship Course	Course Maintenance
11822836	07/11/2024	PRINTED	Simplot Partners	30323142	7425	360.00	Championship Course	Course Maintenance
11822838	07/11/2024	PRINTED	Southwest Gas	30323142	7815	193.23	Championship Course	Course Maintenance
11822851	07/18/2024	PRINTED	AT&T Mobility - PAY ONLINE	30323142	7840	1,958.62	Championship Course	Course Maintenance
11822880	07/18/2024	PRINTED	NV Energy	30323142	7810	1,410.29	Championship Course	Course Maintenance
11822889	07/18/2024	PRINTED	Seaborn Canvas	30323142	7415	682.88	Championship Course	Course Maintenance
11822892	07/18/2024	PRINTED	Simplot Partners	30323142	7425	1,350.00	Championship Course	Course Maintenance
11822925	07/26/2024	PRINTED	AT&T Mobility - PAY ONLINE	30323142	7840	161.48	Championship Course	Course Maintenance
11822926	07/26/2024	PRINTED	AT&T Mobility - PAY ONLINE	30323142	7840	74.84	Championship Course	Course Maintenance
11822928	07/26/2024	PRINTED	AT&T Mobility - PAY ONLINE	30323142	7840	74.84	Championship Course	Course Maintenance
11822928	07/26/2024	PRINTED	AT&T Mobility - PAY ONLINE	30323142	7840	37.45	Championship Course	Course Maintenance
11822944	07/26/2024	PRINTED	Jeffrey Clouthier	30323142	7840	150.00	Championship Course	Course Maintenance
11822851	07/18/2024	PRINTED	AT&T Mobility - PAY ONLINE	30323141	7840	18.54	Championship Course	Course Operations
11822925	07/26/2024	PRINTED	AT&T Mobility - PAY ONLINE	30323141	7840	50.49	Championship Course	Course Operations
11822926	07/26/2024	PRINTED	AT&T Mobility - PAY ONLINE	30323141	7840	10.49	Championship Course	Course Operations
11822928	07/26/2024	PRINTED	AT&T Mobility - PAY ONLINE	30323141	7840	10.49	Championship Course	Course Operations
11822762	07/03/2024	PRINTED	Mountain Hardware and Sports Incline Village, INC	30323140	7415	19.98	Championship Course	Course Services
11822825	07/11/2024	PRINTED	PGA of America	30323140	7340	810.00	Championship Course	Course Services
11822873	07/18/2024	PRINTED	NCGA	30323140	7340	482.20	Championship Course	Course Services
11822873	07/18/2024	PRINTED	NCGA	30323140	7340	184.00	Championship Course	Course Services
11822885	07/18/2024	PRINTED	PGA of America	30323140	7340	810.00	Championship Course	Course Services
11822885	07/18/2024	PRINTED	PGA of America	30323140	7340	810.00	Championship Course	Course Services
11822886	07/18/2024	PRINTED	Rainbow Printing & Office Supplies, Inc.	30323140	7405	506.90	Championship Course	Course Services
11822791	07/11/2024	PRINTED	Cleveland Golf/SRIXON	30323143	7415	3,250.00	Championship Course	Driving Range

CHECK NUMBER	CHECK DATE	CHECK TYPE	VENDOR NAME	ORG	OBJECT	AMOUNT	DEPT NAME	DIVISION
11822866	07/18/2024	PRINTED	Evolve Golf, Inc	30323143	7415	573.79	Championship Course	Driving Range
11822921	07/26/2024	PRINTED	Acushnet Company	30323143	7435	832.50	Championship Course	Driving Range
11822935	07/26/2024	PRINTED	Cobra PUMA Golf, INC	30323143	7435	2,580.00	Championship Course	Driving Range
11822935	07/26/2024	PRINTED	Cobra PUMA Golf, INC	30323143	7435	1,260.00	Championship Course	Driving Range
11822935	07/26/2024	PRINTED	Cobra PUMA Golf, INC	30323143	7435	1,155.00	Championship Course	Driving Range
11822935	07/26/2024	PRINTED	Cobra PUMA Golf, INC	30323143	7435	1,155.00	Championship Course	Driving Range
11822851	07/18/2024	PRINTED	AT&T Mobility - PAY ONLINE	30323145	7840	37.45	Championship Course	Equipment Repair
11822925	07/26/2024	PRINTED	AT&T Mobility - PAY ONLINE	30323145	7840	37.54	Championship Course	Equipment Repair
11822926	07/26/2024	PRINTED	AT&T Mobility - PAY ONLINE	30323145	7840	37.45	Championship Course	Equipment Repair
11822755	07/03/2024	PRINTED	DirectTV, Inc	30323153	7835	405.35	Championship Course	Food & Beverage
11822762	07/03/2024	PRINTED	Mountain Hardware and Sports Incline Village, INC	30323153	7415	23.78	Championship Course	Food & Beverage
11822784	07/11/2024	PRINTED	AES of Nevada (Alcohol Ed Services), LLC	30323153	7415	20.00	Championship Course	Food & Beverage
11822789	07/11/2024	PRINTED	Breakthru Beverage NV Reno, LLC	30323153	7415	5.00	Championship Course	Food & Beverage
11822848	07/12/2024	PRINTED	Breakthru Beverage NV Reno, LLC	30323153	7415	5.00	Championship Course	Food & Beverage
11822848	07/12/2024	PRINTED	Breakthru Beverage NV Reno, LLC	30323153	7415	5.00	Championship Course	Food & Beverage
11822848	07/12/2024	PRINTED	Breakthru Beverage NV Reno, LLC	30323153	7415	5.00	Championship Course	Food & Beverage
11822851	07/18/2024	PRINTED	AT&T Mobility - PAY ONLINE	30323153	7840	199.13	Championship Course	Food & Beverage
11822851	07/18/2024	PRINTED	AT&T Mobility - PAY ONLINE	30323153	7310	33.24	Championship Course	Food & Beverage
11822876	07/18/2024	PRINTED	Northern Nevada Public Health	30323153	7450	1,264.00	Championship Course	Food & Beverage
11822878	07/18/2024	PRINTED	Northern Nevada Public Health	30323153	7450	320.00	Championship Course	Food & Beverage
11822886	07/18/2024	PRINTED	Rainbow Printing & Office Supplies, Inc.	30323153	7415	399.98	Championship Course	Food & Beverage
11822925	07/26/2024	PRINTED	AT&T Mobility - PAY ONLINE	30323153	7840	189.82	Championship Course	Food & Beverage
11822925	07/26/2024	PRINTED	AT&T Mobility - PAY ONLINE	30323153	7310	33.24	Championship Course	Food & Beverage
11822926	07/26/2024	PRINTED	AT&T Mobility - PAY ONLINE	30323153	7840	146.40	Championship Course	Food & Beverage
11822926	07/26/2024	PRINTED	AT&T Mobility - PAY ONLINE	30323153	7310	33.24	Championship Course	Food & Beverage
11822928	07/26/2024	PRINTED	AT&T Mobility - PAY ONLINE	30323153	7840	146.40	Championship Course	Food & Beverage
11822928	07/26/2024	PRINTED	AT&T Mobility - PAY ONLINE	30323153	7310	33.24	Championship Course	Food & Beverage
11822762	07/03/2024	PRINTED	Mountain Hardware and Sports Incline Village, INC	30323144	7415	28.48	Championship Course	Golf Carts
11822838	07/11/2024	PRINTED	Southwest Gas	30323144	7815	183.29	Championship Course	Golf Carts
11822880	07/18/2024	PRINTED	NV Energy	30323144	7810	42.86	Championship Course	Golf Carts
11822758	07/03/2024	PRINTED	Johnnie-O, Inc	30323146	7945	30.33	Championship Course	Pro Shop
11822769	07/03/2024	PRINTED	UPS Golf	30323146	7945	56.54	Championship Course	Pro Shop
11822769	07/03/2024	PRINTED	UPS Golf	30323146	7945	16.34	Championship Course	Pro Shop
11822783	07/11/2024	PRINTED	Acushnet Company	30323146	7945	89.48	Championship Course	Pro Shop
11822783	07/11/2024	PRINTED	Acushnet Company	30323146	7945	61.49	Championship Course	Pro Shop
11822783	07/11/2024	PRINTED	Acushnet Company	30323146	7945	60.00	Championship Course	Pro Shop
11822783	07/11/2024	PRINTED	Acushnet Company	30323146	7945	49.28	Championship Course	Pro Shop
11822783	07/11/2024	PRINTED	Acushnet Company	30323146	7945	44.89	Championship Course	Pro Shop
11822783	07/11/2024	PRINTED	Acushnet Company	30323146	7945	21.84	Championship Course	Pro Shop
11822783	07/11/2024	PRINTED	Acushnet Company	30323146	7945	16.93	Championship Course	Pro Shop
11822783	07/11/2024	PRINTED	Acushnet Company	30323146	7945	15.43	Championship Course	Pro Shop

CHECK NUMBER	CHECK DATE	CHECK TYPE	VENDOR NAME	ORG	OBJECT	AMOUNT	DEPT NAME	DIVISION
11822783	07/11/2024	PRINTED	Acushnet Company	30323146	7945	13.63	Championship Course	Pro Shop
11822783	07/11/2024	PRINTED	Acushnet Company	30323146	7945	3.01	Championship Course	Pro Shop
11822783	07/11/2024	PRINTED	Acushnet Company	30323146	7945	2.72	Championship Course	Pro Shop
11822783	07/11/2024	PRINTED	Acushnet Company	30323146	7945	2.68	Championship Course	Pro Shop
11822785	07/11/2024	PRINTED	Fairways & Greens Golf Accessories Inc	30323146	7945	15.81	Championship Course	Pro Shop
11822791	07/11/2024	PRINTED	Cleveland Golf/SRIXON	30323146	7945	15.00	Championship Course	Pro Shop
11822791	07/11/2024	PRINTED	Cleveland Golf/SRIXON	30323146	7945	14.70	Championship Course	Pro Shop
11822791	07/11/2024	PRINTED	Cleveland Golf/SRIXON	30323146	7945	14.42	Championship Course	Pro Shop
11822791	07/11/2024	PRINTED	Cleveland Golf/SRIXON	30323146	7945	10.00	Championship Course	Pro Shop
11822791	07/11/2024	PRINTED	Cleveland Golf/SRIXON	30323146	7945	10.00	Championship Course	Pro Shop
11822791	07/11/2024	PRINTED	Cleveland Golf/SRIXON	30323146	7945	10.00	Championship Course	Pro Shop
11822791	07/11/2024	PRINTED	Cleveland Golf/SRIXON	30323146	7945	10.00	Championship Course	Pro Shop
11822793	07/11/2024	PRINTED	Cobra PUMA Golf, INC	30323146	7945	21.34	Championship Course	Pro Shop
11822793	07/11/2024	PRINTED	Cobra PUMA Golf, INC	30323146	7945	21.25	Championship Course	Pro Shop
11822793	07/11/2024	PRINTED	Cobra PUMA Golf, INC	30323146	7945	19.32	Championship Course	Pro Shop
11822811	07/11/2024	PRINTED	Lucky in Love	30323146	7945	40.48	Championship Course	Pro Shop
11822819	07/11/2024	PRINTED	Outdoor Cap Company INC	30323146	7945	23.47	Championship Course	Pro Shop
11822822	07/11/2024	PRINTED	Peter Millar LLC	30323146	7945	22.66	Championship Course	Pro Shop
11822823	07/11/2024	PRINTED	Peter Millar LLC	30323146	7945	14.83	Championship Course	Pro Shop
11822826	07/11/2024	PRINTED	Ping Golf Equipment	30323146	7945	65.00	Championship Course	Pro Shop
11822826	07/11/2024	PRINTED	Ping Golf Equipment	30323146	7945	44.40	Championship Course	Pro Shop
11822826	07/11/2024	PRINTED	Ping Golf Equipment	30323146	7945	23.65	Championship Course	Pro Shop
11822826	07/11/2024	PRINTED	Ping Golf Equipment	30323146	7945	14.86	Championship Course	Pro Shop
11822826	07/11/2024	PRINTED	Ping Golf Equipment	30323146	7945	14.86	Championship Course	Pro Shop
11822826	07/11/2024	PRINTED	Ping Golf Equipment	30323146	7945	14.80	Championship Course	Pro Shop
11822826	07/11/2024	PRINTED	Ping Golf Equipment	30323146	7945	14.80	Championship Course	Pro Shop
11822844	07/11/2024	PRINTED	U.S. Kids Golf, LLC	30323146	7945	18.01	Championship Course	Pro Shop
11822855	07/18/2024	PRINTED	Callaway Golf	30323146	7945	27.22	Championship Course	Pro Shop
11822855	07/18/2024	PRINTED	Callaway Golf	30323146	7945	7.50	Championship Course	Pro Shop
11822855	07/18/2024	PRINTED	Callaway Golf	30323146	7945	7.50	Championship Course	Pro Shop
11822855	07/18/2024	PRINTED	Callaway Golf	30323146	7945	7.50	Championship Course	Pro Shop
11822859	07/18/2024	PRINTED	Cobra PUMA Golf, INC	30323146	7945	21.25	Championship Course	Pro Shop
11822896	07/18/2024	PRINTED	TaylorMade Golf Co. Inc.	30323146	7945	60.00	Championship Course	Pro Shop
11822921	07/26/2024	PRINTED	Acushnet Company	30323146	7945	297.73	Championship Course	Pro Shop
11822921	07/26/2024	PRINTED	Acushnet Company	30323146	7945	142.78	Championship Course	Pro Shop
11822921	07/26/2024	PRINTED	Acushnet Company	30323146	7945	61.79	Championship Course	Pro Shop
11822921	07/26/2024	PRINTED	Acushnet Company	30323146	7945	49.51	Championship Course	Pro Shop
11822921	07/26/2024	PRINTED	Acushnet Company	30323146	7945	30.43	Championship Course	Pro Shop
11822921	07/26/2024	PRINTED	Acushnet Company	30323146	7945	25.00	Championship Course	Pro Shop
11822921	07/26/2024	PRINTED	Acushnet Company	30323146	7945	17.65	Championship Course	Pro Shop

CHECK NUMBER	CHECK DATE	CHECK TYPE	VENDOR NAME	ORG	OBJECT	AMOUNT	DEPT NAME	DIVISION
11822921	07/26/2024	PRINTED	Acushnet Company	30323146	7945	17.05	Championship Course	Pro Shop
11822921	07/26/2024	PRINTED	Acushnet Company	30323146	7945	15.97	Championship Course	Pro Shop
11822921	07/26/2024	PRINTED	Acushnet Company	30323146	7945	13.61	Championship Course	Pro Shop
11822921	07/26/2024	PRINTED	Acushnet Company	30323146	7945	13.61	Championship Course	Pro Shop
11822921	07/26/2024	PRINTED	Acushnet Company	30323146	7945	13.39	Championship Course	Pro Shop
11822921	07/26/2024	PRINTED	Acushnet Company	30323146	7945	13.39	Championship Course	Pro Shop
11822921	07/26/2024	PRINTED	Acushnet Company	30323146	7945	13.38	Championship Course	Pro Shop
11822921	07/26/2024	PRINTED	Acushnet Company	30323146	7945	13.10	Championship Course	Pro Shop
11822921	07/26/2024	PRINTED	Acushnet Company	30323146	7945	2.93	Championship Course	Pro Shop
11822921	07/26/2024	PRINTED	Acushnet Company	30323146	7945	2.75	Championship Course	Pro Shop
11822923	07/26/2024	PRINTED	Fairways & Greens Golf Accessories Inc	30323146	7945	13.89	Championship Course	Pro Shop
11822935	07/26/2024	PRINTED	Cobra PUMA Golf, INC	30323146	7945	34.71	Championship Course	Pro Shop
11822935	07/26/2024	PRINTED	Cobra PUMA Golf, INC	30323146	7945	19.40	Championship Course	Pro Shop
11822935	07/26/2024	PRINTED	Cobra PUMA Golf, INC	30323146	7945	18.25	Championship Course	Pro Shop
11822935	07/26/2024	PRINTED	Cobra PUMA Golf, INC	30323146	7945	9.89	Championship Course	Pro Shop
11822935	07/26/2024	PRINTED	Cobra PUMA Golf, INC	30323146	7945	9.89	Championship Course	Pro Shop
11822935	07/26/2024	PRINTED	Cobra PUMA Golf, INC	30323146	7945	9.89	Championship Course	Pro Shop
11822935	07/26/2024	PRINTED	Cobra PUMA Golf, INC	30323146	7945	9.89	Championship Course	Pro Shop
11822935	07/26/2024	PRINTED	Cobra PUMA Golf, INC	30323146	7945	9.89	Championship Course	Pro Shop
11822938	07/26/2024	PRINTED	Eisinger-Smith, Inc.	30323146	7945	28.34	Championship Course	Pro Shop
11822945	07/26/2024	PRINTED	Johnnie-O, Inc	30323146	7945	30.33	Championship Course	Pro Shop
11822971	07/26/2024	PRINTED	Store Supply Warehouse, Inc.	30323146	7415	18.36	Championship Course	Pro Shop
11822972	07/26/2024	PRINTED	TaylorMade Golf Co. Inc.	30323146	7945	17.39	Championship Course	Pro Shop
11822947	07/26/2024	PRINTED	Kari Ferguson	10001417	7840	150.00	Community Relations	Community Relations
11822763	07/03/2024	PRINTED	NV Energy	30343499	7810	1,167.27	Diamond Peak Ski Resort	Administration
11822763	07/03/2024	PRINTED	NV Energy	30343499	7810	(1,619.30)	Diamond Peak Ski Resort	Administration
11822851	07/18/2024	PRINTED	AT&T Mobility - PAY ONLINE	30343499	7840	56.07	Diamond Peak Ski Resort	Administration
11822924	07/26/2024	PRINTED	AT&T	30343499	7830	347.97	Diamond Peak Ski Resort	Administration
11822925	07/26/2024	PRINTED	AT&T Mobility - PAY ONLINE	30343499	7840	56.10	Diamond Peak Ski Resort	Administration
11822926	07/26/2024	PRINTED	AT&T Mobility - PAY ONLINE	30343499	7840	56.07	Diamond Peak Ski Resort	Administration
11822928	07/26/2024	PRINTED	AT&T Mobility - PAY ONLINE	30343499	7840	56.07	Diamond Peak Ski Resort	Administration
11822941	07/26/2024	PRINTED	Grainger, Inc.	30343499	8120	872.22	Diamond Peak Ski Resort	Administration
11822952	07/26/2024	PRINTED	National Ski Area Assoc. (NSAA)	30343499	7340	6,936.00	Diamond Peak Ski Resort	Administration
11822762	07/03/2024	PRINTED	Mountain Hardware and Sports Incline Village, INC	30343449	7415	134.54	Diamond Peak Ski Resort	Brushing Crew
11822838	07/11/2024	PRINTED	Southwest Gas	30343445	7815	633.45	Diamond Peak Ski Resort	Equipment Repair
11822953	07/26/2024	PRINTED	NV Energy	30343445	7810	808.00	Diamond Peak Ski Resort	Equipment Repair
11822796	07/11/2024	PRINTED	DirecTV, Inc.	30343453	7835	308.62	Diamond Peak Ski Resort	Food & Beverage
11822838	07/11/2024	PRINTED	Southwest Gas	30343453	7815	190.09	Diamond Peak Ski Resort	Food & Beverage
11822762	07/03/2024	PRINTED	Mountain Hardware and Sports Incline Village, INC	30343462	7415	206.09	Diamond Peak Ski Resort	Lift Operations
11822763	07/03/2024	PRINTED	NV Energy	30343462	7810	3,559.54	Diamond Peak Ski Resort	Lift Operations
11822763	07/03/2024	PRINTED	NV Energy	30343462	7810	(1,649.29)	Diamond Peak Ski Resort	Lift Operations

CHECK NUMBER	CHECK DATE	CHECK TYPE	VENDOR NAME	ORG	OBJECT	AMOUNT	DEPT NAME	DIVISION
11822774	07/03/2024	PRINTED	Wire Rope Service, Inc.	30343462	7510	1,480.00	Diamond Peak Ski Resort	Lift Operations
11822851	07/18/2024	PRINTED	AT&T Mobility - PAY ONLINE	30343462	7840	13.56	Diamond Peak Ski Resort	Lift Operations
11822925	07/26/2024	PRINTED	AT&T Mobility - PAY ONLINE	30343462	7840	13.58	Diamond Peak Ski Resort	Lift Operations
11822926	07/26/2024	PRINTED	AT&T Mobility - PAY ONLINE	30343462	7840	13.55	Diamond Peak Ski Resort	Lift Operations
11822928	07/26/2024	PRINTED	AT&T Mobility - PAY ONLINE	30343462	7840	13.56	Diamond Peak Ski Resort	Lift Operations
11822941	07/26/2024	PRINTED	Grainger, Inc.	30343462	7510	2,667.84	Diamond Peak Ski Resort	Lift Operations
11822953	07/26/2024	PRINTED	NV Energy	30343462	7810	4,794.56	Diamond Peak Ski Resort	Lift Operations
11822901	07/18/2024	PRINTED	USRelay Corp	30343498	7415	999.00	Diamond Peak Ski Resort	Marketing
11822957	07/26/2024	PRINTED	Paul Raymore	30343498	7840	150.00	Diamond Peak Ski Resort	Marketing
11822762	07/03/2024	PRINTED	Mountain Hardware and Sports Incline Village, INC	30343469	7415	72.08	Diamond Peak Ski Resort	Property, Parking & Transport
11822763	07/03/2024	PRINTED	NV Energy	30343469	7810	1,557.11	Diamond Peak Ski Resort	Property, Parking & Transport
11822763	07/03/2024	PRINTED	NV Energy	30343469	7810	(1,649.30)	Diamond Peak Ski Resort	Property, Parking & Transport
11822807	07/11/2024	PRINTED	High Sierra Patrol, Inc.	30343469	7605	332.34	Diamond Peak Ski Resort	Property, Parking & Transport
11822838	07/11/2024	PRINTED	Southwest Gas	30343469	7815	419.86	Diamond Peak Ski Resort	Property, Parking & Transport
11822953	07/26/2024	PRINTED	NV Energy	30343469	7810	1,860.28	Diamond Peak Ski Resort	Property, Parking & Transport
11822839	07/11/2024	PRINTED	State of Nevada -Dept of Public Safety	30343468	7415	40.25	Diamond Peak Ski Resort	Property, Parking & Transport
11822821	07/11/2024	PRINTED	Penhall Company	30343463	7415	1,014.20	Diamond Peak Ski Resort	Rental & Repair Shop
11822851	07/18/2024	PRINTED	AT&T Mobility - PAY ONLINE	30343463	7415	86.46	Diamond Peak Ski Resort	Slope Maintenance
11822925	07/26/2024	PRINTED	AT&T Mobility - PAY ONLINE	30343463	7415	86.46	Diamond Peak Ski Resort	Slope Maintenance
11822926	07/26/2024	PRINTED	AT&T Mobility - PAY ONLINE	30343463	7415	86.46	Diamond Peak Ski Resort	Slope Maintenance
11822928	07/26/2024	PRINTED	AT&T Mobility - PAY ONLINE	30343463	7415	86.46	Diamond Peak Ski Resort	Slope Maintenance
11822953	07/26/2024	PRINTED	NV Energy	30343463	7810	196.17	Diamond Peak Ski Resort	Slope Maintenance
11822770	07/03/2024	PRINTED	Urbina, Eric	30343461	7685	55.61	Diamond Peak Ski Resort	Slope Maintenance
11822851	07/18/2024	PRINTED	AT&T Mobility - PAY ONLINE	30343461	7840	125.70	Diamond Peak Ski Resort	Ticket Office
11822925	07/26/2024	PRINTED	AT&T Mobility - PAY ONLINE	30343461	7840	125.78	Diamond Peak Ski Resort	Ticket Office
11822926	07/26/2024	PRINTED	AT&T Mobility - PAY ONLINE	30343461	7840	125.69	Diamond Peak Ski Resort	Ticket Office
11822928	07/26/2024	PRINTED	AT&T Mobility - PAY ONLINE	30343461	7840	125.70	Diamond Peak Ski Resort	Ticket Office
11822764	07/03/2024	PRINTED	PlanetBids, Inc.	40425293	7310	4,234.33	Engineering	Engineering Operations
11822803	07/11/2024	PRINTED	FedEx	40425293	7415	21.53	Engineering	Engineering Operations
11822851	07/18/2024	PRINTED	AT&T Mobility - PAY ONLINE	40425293	7840	165.50	Engineering	Engineering Operations
11822874	07/18/2024	PRINTED	Northern Nevada Consortium for	40425293	7340	30.00	Engineering	Engineering Operations
11822925	07/26/2024	PRINTED	AT&T Mobility - PAY ONLINE	40425293	7840	148.52	Engineering	Engineering Operations
11822926	07/26/2024	PRINTED	AT&T Mobility - PAY ONLINE	40425293	7840	167.40	Engineering	Engineering Operations
11822928	07/26/2024	PRINTED	AT&T Mobility - PAY ONLINE	40425293	7840	167.40	Engineering	Engineering Operations
11822976	07/26/2024	PRINTED	Utility Telecom Group, LLC	40425293	7840	146.97	Engineering	Engineering Operations
11822976	07/26/2024	PRINTED	Utility Telecom Group, LLC	40425293	7840	136.63	Engineering	Engineering Operations
11822851	07/18/2024	PRINTED	AT&T Mobility - PAY ONLINE	10001110	7840	77.32	Executive	General Manager
11822925	07/26/2024	PRINTED	AT&T Mobility - PAY ONLINE	10001110	7840	149.33	Executive	General Manager
11822926	07/26/2024	PRINTED	AT&T Mobility - PAY ONLINE	10001110	7840	48.77	Executive	General Manager
11822928	07/26/2024	PRINTED	AT&T Mobility - PAY ONLINE	10001110	7840	48.77	Executive	General Manager
11822807	07/11/2024	PRINTED	High Sierra Patrol, Inc.	30333351	7605	166.04	Facilities	Aspen Grove

CHECK NUMBER	CHECK DATE	CHECK TYPE	VENDOR NAME	ORG	OBJECT	AMOUNT	DEPT NAME	DIVISION
11822817	07/11/2024	PRINTED	NV Energy	30333351	7810	67.56	Facilities	Aspen Grove
11822838	07/11/2024	PRINTED	Southwest Gas	30333351	7815	49.24	Facilities	Aspen Grove
11822762	07/03/2024	PRINTED	Mountain Hardware and Sports Incline Village, INC	30333350	7550	29.08	Facilities	Chateau
11822794	07/11/2024	PRINTED	Creative Coverings	30333350	7415	743.50	Facilities	Chateau
11822794	07/11/2024	PRINTED	Creative Coverings	30333350	7415	592.50	Facilities	Chateau
11822807	07/11/2024	PRINTED	High Sierra Patrol, Inc.	30333350	7605	112.46	Facilities	Chateau
11822838	07/11/2024	PRINTED	Southwest Gas	30333350	7815	826.40	Facilities	Chateau
11822879	07/18/2024	PRINTED	Northern Nevada Public Health	30333350	7450	1,264.00	Facilities	Chateau
11822880	07/18/2024	PRINTED	NV Energy	30333350	7810	3,328.51	Facilities	Chateau
11822937	07/26/2024	PRINTED	Creative Coverings	30333350	7415	869.00	Facilities	Chateau
11822762	07/03/2024	PRINTED	Mountain Hardware and Sports Incline Village, INC	30333353	7550	7.53	Facilities	Food & Beverage
11822851	07/18/2024	PRINTED	AT&T Mobility - PAY ONLINE	30333353	7840	33.24	Facilities	Food & Beverage
11822880	07/18/2024	PRINTED	NV Energy	30333353	7810	9.97	Facilities	Food & Beverage
11822925	07/26/2024	PRINTED	AT&T Mobility - PAY ONLINE	30333353	7840	33.24	Facilities	Food & Beverage
11822926	07/26/2024	PRINTED	AT&T Mobility - PAY ONLINE	30333353	7840	33.24	Facilities	Food & Beverage
11822928	07/26/2024	PRINTED	AT&T Mobility - PAY ONLINE	30333353	7840	33.24	Facilities	Food & Beverage
11822930	07/26/2024	PRINTED	Brooke Smith LaFata	30333353	7840	150.00	Facilities	Food & Beverage
11822839	07/11/2024	PRINTED	State of Nevada - Dept of Public Safety	10001212	7415	40.25	Financial Administration	Accounting
11822851	07/18/2024	PRINTED	AT&T Mobility - PAY ONLINE	10001212	7840	181.84	Financial Administration	Accounting
11822925	07/26/2024	PRINTED	AT&T Mobility - PAY ONLINE	10001212	7840	280.50	Financial Administration	Accounting
11822926	07/26/2024	PRINTED	AT&T Mobility - PAY ONLINE	10001212	7840	191.53	Financial Administration	Accounting
11822928	07/26/2024	PRINTED	AT&T Mobility - PAY ONLINE	10001212	7840	191.53	Financial Administration	Accounting
11822762	07/03/2024	PRINTED	Mountain Hardware and Sports Incline Village, INC	10001213	7415	11.04	Financial Administration	Information Services
11822851	07/18/2024	PRINTED	AT&T Mobility - PAY ONLINE	10001213	7840	438.21	Financial Administration	Information Services
11822851	07/18/2024	PRINTED	AT&T Mobility - PAY ONLINE	10001213	7300	56.07	Financial Administration	Information Services
11822925	07/26/2024	PRINTED	AT&T Mobility - PAY ONLINE	10001213	7840	418.10	Financial Administration	Information Services
11822925	07/26/2024	PRINTED	AT&T Mobility - PAY ONLINE	10001213	7300	56.10	Financial Administration	Information Services
11822926	07/26/2024	PRINTED	AT&T Mobility - PAY ONLINE	10001213	7840	453.50	Financial Administration	Information Services
11822926	07/26/2024	PRINTED	AT&T Mobility - PAY ONLINE	10001213	7300	56.07	Financial Administration	Information Services
11822928	07/26/2024	PRINTED	AT&T Mobility - PAY ONLINE	10001213	7840	453.50	Financial Administration	Information Services
11822928	07/26/2024	PRINTED	AT&T Mobility - PAY ONLINE	10001213	7300	56.07	Financial Administration	Information Services
11822851	07/18/2024	PRINTED	AT&T Mobility - PAY ONLINE	10001214	7840	58.38	Financial Administration	Risk Management
11822925	07/26/2024	PRINTED	AT&T Mobility - PAY ONLINE	10001214	7840	58.40	Financial Administration	Risk Management
11822926	07/26/2024	PRINTED	AT&T Mobility - PAY ONLINE	10001214	7840	58.37	Financial Administration	Risk Management
11822928	07/26/2024	PRINTED	AT&T Mobility - PAY ONLINE	10001214	7840	58.38	Financial Administration	Risk Management
11822790	07/11/2024	PRINTED	Champion Chevrolet	40415190	7330	967.50	Fleet	Equipment Maintenance
11822804	07/11/2024	PRINTED	Grainger, Inc.	40415190	7490	132.32	Fleet	Equipment Maintenance
11822804	07/11/2024	PRINTED	Grainger, Inc.	40415190	7490	8.27	Fleet	Equipment Maintenance
11822813	07/11/2024	PRINTED	Mountain Hardware and Sports Incline Village, INC	40415190	7490	155.12	Fleet	Equipment Maintenance
11822837	07/11/2024	PRINTED	Snap-on Industrial	40415190	7440	29.71	Fleet	Equipment Maintenance
11822856	07/18/2024	PRINTED	CFA Software, Inc.	40415190	7310	1,000.00	Fleet	Equipment Maintenance

CHECK NUMBER	CHECK DATE	CHECK TYPE	VENDOR NAME	ORG	OBJECT	AMOUNT	DEPT NAME	DIVISION
11822872	07/18/2024	PRINTED	Michael Hohl Motor Company	40415190	7490	676.42	Fleet	Equipment Maintenance
11822872	07/18/2024	PRINTED	Michael Hohl Motor Company	40415190	7490	94.75	Fleet	Equipment Maintenance
11822881	07/18/2024	PRINTED	O'Reilly Automotive Stores, Inc	40415190	7490	143.45	Fleet	Equipment Maintenance
11822881	07/18/2024	PRINTED	O'Reilly Automotive Stores, Inc	40415190	7490	90.95	Fleet	Equipment Maintenance
11822881	07/18/2024	PRINTED	O'Reilly Automotive Stores, Inc	40415190	7490	84.09	Fleet	Equipment Maintenance
11822932	07/26/2024	PRINTED	Champion Chevrolet	40415190	7330	208.45	Fleet	Equipment Maintenance
11822951	07/26/2024	PRINTED	Mountain Hardware and Sports Incline Village, INC	40415190	7490	50.39	Fleet	Equipment Maintenance
11822974	07/26/2024	PRINTED	Turf Star, Inc.	40415190	7490	503.75	Fleet	Equipment Maintenance
11822976	07/26/2024	PRINTED	Utility Telecom Group, LLC	40415190	7840	66.80	Fleet	Equipment Maintenance
11822976	07/26/2024	PRINTED	Utility Telecom Group, LLC	40415190	7840	62.10	Fleet	Equipment Maintenance
11822792	07/11/2024	PRINTED	Club Car, LLC	40415191	7490	206.00	Fleet	Equipment Maintenance
11822792	07/11/2024	PRINTED	Club Car, LLC	40415191	7490	151.90	Fleet	Equipment Maintenance
11822813	07/11/2024	PRINTED	Mountain Hardware and Sports Incline Village, INC	40415191	7415	25.48	Fleet	Equipment Maintenance
11822813	07/11/2024	PRINTED	Mountain Hardware and Sports Incline Village, INC	40415191	7490	18.73	Fleet	Equipment Maintenance
11822827	07/11/2024	PRINTED	Pohl Metal Products Inc DBA P2 Golf Products	40415191	7490	312.65	Fleet	Equipment Maintenance
11822837	07/11/2024	PRINTED	Snap-on Industrial	40415191	7440	177.57	Fleet	Equipment Maintenance
11822843	07/11/2024	PRINTED	Turf Star, Inc.	40415191	7490	1,073.09	Fleet	Equipment Maintenance
11822843	07/11/2024	PRINTED	Turf Star, Inc.	40415191	7490	247.83	Fleet	Equipment Maintenance
11822843	07/11/2024	PRINTED	Turf Star, Inc.	40415191	7490	239.58	Fleet	Equipment Maintenance
11822843	07/11/2024	PRINTED	Turf Star, Inc.	40415191	7490	48.60	Fleet	Equipment Maintenance
11822856	07/18/2024	PRINTED	CFA Software, Inc.	40415191	7310	1,000.00	Fleet	Equipment Maintenance
11822951	07/26/2024	PRINTED	Mountain Hardware and Sports Incline Village, INC	40415191	7490	26.14	Fleet	Equipment Maintenance
11822974	07/26/2024	PRINTED	Turf Star, Inc.	40415191	7490	76.39	Fleet	Equipment Maintenance
11822837	07/11/2024	PRINTED	Snap-on Industrial	40415192	7440	286.40	Fleet	Equipment Maintenance
11822837	07/11/2024	PRINTED	Snap-on Industrial	40415192	7440	83.56	Fleet	Equipment Maintenance
11822837	07/11/2024	PRINTED	Snap-on Industrial	40415192	7440	31.60	Fleet	Equipment Maintenance
11822856	07/18/2024	PRINTED	CFA Software, Inc.	40415192	7310	995.00	Fleet	Equipment Maintenance
11822929	07/26/2024	PRINTED	B & T Sales & Service, Inc.	40415192	7490	544.30	Fleet	Equipment Maintenance
11822807	07/11/2024	PRINTED	High Sierra Patrol, Inc.	10001099	7605	166.04	General Government	Administration
11822817	07/11/2024	PRINTED	NV Energy	10001099	7810	893.24	General Government	Administration
11822838	07/11/2024	PRINTED	Southwest Gas	10001099	7815	84.00	General Government	Administration
11822851	07/18/2024	PRINTED	AT&T Mobility - PAY ONLINE	10001099	7840	56.07	General Government	Administration
11822861	07/18/2024	PRINTED	Cripps, Adam	10001099	7460	25.28	General Government	Administration
11822861	07/18/2024	PRINTED	Cripps, Adam	10001099	7460	9.85	General Government	Administration
11822861	07/18/2024	PRINTED	Cripps, Adam	10001099	7460	9.85	General Government	Administration
11822891	07/18/2024	PRINTED	Shred-IT USA	10001099	7330	35.00	General Government	Administration
11822924	07/26/2024	PRINTED	AT&T	10001099	7830	347.97	General Government	Administration
11822925	07/26/2024	PRINTED	AT&T Mobility - PAY ONLINE	10001099	7840	56.10	General Government	Administration
11822926	07/26/2024	PRINTED	AT&T Mobility - PAY ONLINE	10001099	7840	56.07	General Government	Administration
11822928	07/26/2024	PRINTED	AT&T Mobility - PAY ONLINE	10001099	7840	56.07	General Government	Administration
11822860	07/18/2024	PRINTED	Core West, INC DBA Core Construction Serv. of NV	39003899	7510	25,875.00	Incline Beach	Administration

CHECK NUMBER	CHECK DATE	CHECK TYPE	VENDOR NAME	ORG	OBJECT	AMOUNT	DEPT NAME	DIVISION
11822860	07/18/2024	PRINTED	Core West, INC DBA Core Construction Serv. of NV	39003899	7510	4,500.00	Incline Beach	Administration
11822759	07/03/2024	PRINTED	Kodiak Roofing	30323299	8120	37,725.00	Mountain Course	Administration
11822807	07/11/2024	PRINTED	High Sierra Patrol, Inc.	30323299	7605	332.34	Mountain Course	Administration
11822838	07/11/2024	PRINTED	Southwest Gas	30323299	7815	115.43	Mountain Course	Administration
11822851	07/18/2024	PRINTED	AT&T Mobility - PAY ONLINE	30323299	7840	2.06	Mountain Course	Administration
11822880	07/18/2024	PRINTED	NV Energy	30323299	7810	273.85	Mountain Course	Administration
11822925	07/26/2024	PRINTED	AT&T Mobility - PAY ONLINE	30323299	7840	5.61	Mountain Course	Administration
11822926	07/26/2024	PRINTED	AT&T Mobility - PAY ONLINE	30323299	7840	1.17	Mountain Course	Administration
11822928	07/26/2024	PRINTED	AT&T Mobility - PAY ONLINE	30323299	7840	1.17	Mountain Course	Administration
11822762	07/03/2024	PRINTED	Mountain Hardware and Sports Incline Village, INC	30323242	7415	414.66	Mountain Course	Course Maintenance
11822773	07/03/2024	PRINTED	West Coast Turf	30323242	7415	226.50	Mountain Course	Course Maintenance
11822816	07/11/2024	PRINTED	Nutrien AG Solutions INC	30323242	7425	191.00	Mountain Course	Course Maintenance
11822834	07/11/2024	PRINTED	Sierra Pacific Turf Supply, Inc.	30323242	7425	710.25	Mountain Course	Course Maintenance
11822834	07/11/2024	PRINTED	Sierra Pacific Turf Supply, Inc.	30323242	7425	473.50	Mountain Course	Course Maintenance
11822834	07/11/2024	PRINTED	Sierra Pacific Turf,Supply, Inc.	30323242	7415	379.68	Mountain Course	Course Maintenance
11822838	07/11/2024	PRINTED	Southwest Gas	30323242	7815	105.50	Mountain Course	Course Maintenance
11822880	07/18/2024	PRINTED	NV Energy	30323242	7810	355.53	Mountain Course	Course Maintenance
11822889	07/18/2024	PRINTED	Seaborn Canvas	30323242	7415	682.87	Mountain Course	Course Maintenance
11822750	07/03/2024	PRINTED	Black Eagle Consulting, Inc.	30323241	8120	986.00	Mountain Course	Course Operations
11822877	07/18/2024	PRINTED	Northern Nevada Public Health	30323253	7450	320.00	Mountain Course	Food & Beverage
11822880	07/18/2024	PRINTED	NV Energy	30323253	7810	30.43	Mountain Course	Food & Beverage
11822783	07/11/2024	PRINTED	Acushnet Company	30323244	7430	108.00	Mountain Course	Golf Carts
11822936	07/26/2024	PRINTED	ColorID, LLC	30364999	7415	880.00	Other Recreation	Administration
11822746	07/03/2024	PRINTED	AT&T Mobility - PAY ONLINE	10004378	7840	528.86	Parks	Park Services
11822747	07/03/2024	PRINTED	AT&T Mobility - PAY ONLINE	10004378	7840	624.49	Parks	Park Services
11822748	07/03/2024	PRINTED	AT&T Mobility - PAY ONLINE	10004378	7840	746.99	Parks	Park Services
11822751	07/03/2024	PRINTED	Bushwhackers Tree Service, Inc	10004378	7330	2,890.00	Parks	Park Services
11822751	07/03/2024	PRINTED	Bushwhackers Tree Service, Inc	10004378	7330	1,400.00	Parks	Park Services
11822751	07/03/2024	PRINTED	Bushwhackers Tree Service, Inc	10004378	7330	390.00	Parks	Park Services
11822762	07/03/2024	PRINTED	Mountain Hardware and Sports Incline Village, INC	10004378	7415	1,361.01	Parks	Park Services
11822762	07/03/2024	PRINTED	Mountain Hardware and Sports Incline Village, INC	10004378	7415	237.85	Parks	Park Services
11822762	07/03/2024	PRINTED	Mountain Hardware and Sports Incline Village, INC	10004378	7510	104.68	Parks	Park Services
11822765	07/03/2024	PRINTED	Reno Disposal/Dbawaste Management of Nevada	10004378	7825	1,276.06	Parks	Park Services
11822767	07/03/2024	PRINTED	Sof'Fall	10004378	7510	2,939.30	Parks	Park Services
11822772	07/03/2024	PRINTED	Vestis	10004378	7430	260.87	Parks	Park Services
11822801	07/11/2024	PRINTED	Ewing Irrigation Products	10004378	7415	2,152.52	Parks	Park Services
11822801	07/11/2024	PRINTED	Ewing Irrigation Products	10004378	7415	884.52	Parks	Park Services
11822804	07/11/2024	PRINTED	Grainger, Inc.	10004378	7415	555.24	Parks	Park Services
11822806	07/11/2024	PRINTED	High Sierra Gardens, Inc.	10004378	7415	33.75	Parks	Park Services
11822807	07/11/2024	PRINTED	High Sierra Patrol, Inc.	10004378	7605	166.04	Parks	Park Services
11822807	07/11/2024	PRINTED	High Sierra Patrol, Inc.	10004378	7605	166.04	Parks	Park Services

CHECK NUMBER	CHECK DATE	CHECK TYPE	VENDOR NAME	ORG	OBJECT	AMOUNT	DEPT NAME	DIVISION
11822807	07/11/2024	PRINTED	High Sierra Patrol, Inc.	10004378	7605	166.04	Parks	Park Services
11822816	07/11/2024	PRINTED	Nutrien AG Solutions INC	10004378	7415	2,375.00	Parks	Park Services
11822817	07/11/2024	PRINTED	NV Energy	10004378	7810	904.32	Parks	Park Services
11822828	07/11/2024	PRINTED	PolyMenders	10004378	7510	6,500.00	Parks	Park Services
11822838	07/11/2024	PRINTED	Southwest Gas	10004378	7815	112.30	Parks	Park Services
11822841	07/11/2024	PRINTED	Tahoe City Lumber CO. INC	10004378	7510	39.66	Parks	Park Services
11822851	07/18/2024	PRINTED	AT&T Mobility - PAY ONLINE	10004378	7840	9.28	Parks	Park Services
11822925	07/26/2024	PRINTED	AT&T Mobility - PAY ONLINE	10004378	7840	9.28	Parks	Park Services
11822926	07/26/2024	PRINTED	AT&T Mobility - PAY ONLINE	10004378	7840	9.27	Parks	Park Services
11822927	07/26/2024	PRINTED	AT&T Mobility - PAY ONLINE	10004378	7840	834.52	Parks	Park Services
11822928	07/26/2024	PRINTED	AT&T Mobility - PAY ONLINE	10004378	7840	9.28	Parks	Park Services
11822939	07/26/2024	PRINTED	Ewing Irrigation Products	10004378	7415	2,451.77	Parks	Park Services
11822942	07/26/2024	PRINTED	High Sierra Gardens, Inc.	10004378	7415	28.00	Parks	Park Services
11822959	07/26/2024	PRINTED	Reno Disposal/Dbw:Waste Management of Nevada	10004378	7825	981.80	Parks	Park Services
11822851	07/18/2024	PRINTED	AT&T Mobility - PAY ONLINE	10001315	7840	179.87	Personnel Administration	Human Resources
11822869	07/18/2024	PRINTED	Hoopes, Lisa	10001315	7685	84.38	Personnel Administration	Human Resources
11822886	07/18/2024	PRINTED	Rainbow Printing & Office Supplies, Inc.	10001315	7350	1,138.38	Personnel Administration	Human Resources
11822899	07/18/2024	PRINTED	Trujillo, Curtis	10001315	7685	260.98	Personnel Administration	Human Resources
11822925	07/26/2024	PRINTED	AT&T Mobility - PAY ONLINE	10001315	7840	221.78	Personnel Administration	Human Resources
11822926	07/26/2024	PRINTED	AT&T Mobility - PAY ONLINE	10001315	7840	179.87	Personnel Administration	Human Resources
11822928	07/26/2024	PRINTED	AT&T Mobility - PAY ONLINE	10001315	7840	179.87	Personnel Administration	Human Resources
11822817	07/11/2024	PRINTED	NV Energy	30354899	7810	584.58	Recreation Center	Administration
11822832	07/11/2024	PRINTED	Shred-IT USA	30354899	7415	35.00	Recreation Center	Administration
11822838	07/11/2024	PRINTED	Southwest Gas	30354899	7815	425.23	Recreation Center	Administration
11822851	07/18/2024	PRINTED	AT&T Mobility - PAY ONLINE	30354899	7415	37.11	Recreation Center	Administration
11822851	07/18/2024	PRINTED	AT&T Mobility - PAY ONLINE	30354899	7840	14.27	Recreation Center	Administration
11822924	07/26/2024	PRINTED	AT&T	30354899	7830	347.99	Recreation Center	Administration
11822925	07/26/2024	PRINTED	AT&T Mobility - PAY ONLINE	30354899	7415	37.13	Recreation Center	Administration
11822925	07/26/2024	PRINTED	AT&T Mobility - PAY ONLINE	30354899	7840	11.73	Recreation Center	Administration
11822926	07/26/2024	PRINTED	AT&T Mobility - PAY ONLINE	30354899	7840	56.07	Recreation Center	Administration
11822926	07/26/2024	PRINTED	AT&T Mobility - PAY ONLINE	30354899	7415	37.11	Recreation Center	Administration
11822928	07/26/2024	PRINTED	AT&T Mobility - PAY ONLINE	30354899	7840	56.07	Recreation Center	Administration
11822928	07/26/2024	PRINTED	AT&T Mobility - PAY ONLINE	30354899	7415	37.11	Recreation Center	Administration
11822936	07/26/2024	PRINTED	ColorD, LLC	30354899	7415	880.00	Recreation Center	Administration
11822956	07/26/2024	PRINTED	Pandora Bahlman	30354899	7840	150.00	Recreation Center	Administration
11822761	07/03/2024	PRINTED	Lee Joseph, Inc.	30354885	7415	1,900.70	Recreation Center	Aquatics
11822809	07/11/2024	PRINTED	Lee Joseph, Inc.	30354885	7415	1,237.50	Recreation Center	Aquatics
11822809	07/11/2024	PRINTED	Lee Joseph, Inc.	30354885	7425	56.95	Recreation Center	Aquatics
11822851	07/18/2024	PRINTED	AT&T Mobility - PAY ONLINE	30354885	7840	86.19	Recreation Center	Aquatics
11822925	07/26/2024	PRINTED	AT&T Mobility - PAY ONLINE	30354885	7840	104.06	Recreation Center	Aquatics
11822926	07/26/2024	PRINTED	AT&T Mobility - PAY ONLINE	30354885	7840	86.19	Recreation Center	Aquatics

CHECK NUMBER	CHECK DATE	CHECK TYPE	VENDOR NAME	ORG	OBJECT	AMOUNT	DEPT NAME	DIVISION
11822928	07/26/2024	PRINTED	AT&T Mobility - PAY ONLINE	30354885	7840	86.19	Recreation Center	Aquatics
11822839	07/11/2024	PRINTED	State of Nevada - Dept of Public Safety	30354886	7415	80.50	Recreation Center	Fitness
11822851	07/18/2024	PRINTED	AT&T Mobility - PAY ONLINE	30354886	7840	37.11	Recreation Center	Fitness
11822925	07/26/2024	PRINTED	AT&T Mobility - PAY ONLINE	30354886	7840	37.13	Recreation Center	Fitness
11822926	07/26/2024	PRINTED	AT&T Mobility - PAY ONLINE	30354886	7840	37.11	Recreation Center	Fitness
11822928	07/26/2024	PRINTED	AT&T Mobility - PAY ONLINE	30354886	7840	37.11	Recreation Center	Fitness
11822745	07/03/2024	PRINTED	Ainsworth Associates Mechanical Engineers	30354884	8120	37,200.00	Recreation Center	Rec Center Operations
11822755	07/03/2024	PRINTED	DirecTV, Inc.	30354884	7835	251.43	Recreation Center	Rec Center Operations
11822804	07/11/2024	PRINTED	Grainger, Inc.	30354884	7510	699.84	Recreation Center	Rec Center Operations
11822807	07/11/2024	PRINTED	High Sierra Patrol, Inc.	30354884	7605	275.84	Recreation Center	Rec Center Operations
11822813	07/11/2024	PRINTED	Mountain Hardware and Sports Incline Village, INC	30354884	7510	33.76	Recreation Center	Rec Center Operations
11822817	07/11/2024	PRINTED	NV Energy	30354884	7810	5,261.25	Recreation Center	Rec Center Operations
11822838	07/11/2024	PRINTED	Southwest Gas	30354884	7815	3,827.03	Recreation Center	Rec Center Operations
11822851	07/18/2024	PRINTED	AT&T Mobility - PAY ONLINE	30354884	7840	110.83	Recreation Center	Rec Center Operations
11822862	07/18/2024	PRINTED	DirecTV, Inc.	30354884	7835	251.43	Recreation Center	Rec Center Operations
11822925	07/26/2024	PRINTED	AT&T Mobility - PAY ONLINE	30354884	7840	110.89	Recreation Center	Rec Center Operations
11822926	07/26/2024	PRINTED	AT&T Mobility - PAY ONLINE	30354884	7840	110.83	Recreation Center	Rec Center Operations
11822928	07/26/2024	PRINTED	AT&T Mobility - PAY ONLINE	30354884	7840	110.83	Recreation Center	Rec Center Operations
11822949	07/26/2024	PRINTED	Kristopher Lance	30354683	7415	720.00	Recreation Programs	Adult Sports
11822950	07/26/2024	PRINTED	Jose Daniel Chavez Martinez	30354683	7415	720.00	Recreation Programs	Adult Sports
11822851	07/18/2024	PRINTED	AT&T Mobility - PAY ONLINE	30354682	7840	37.11	Recreation Programs	Seniors
11822925	07/26/2024	PRINTED	AT&T Mobility - PAY ONLINE	30354682	7840	37.13	Recreation Programs	Seniors
11822926	07/26/2024	PRINTED	AT&T Mobility - PAY ONLINE	30354682	7840	37.11	Recreation Programs	Seniors
11822928	07/26/2024	PRINTED	AT&T Mobility - PAY ONLINE	30354682	7840	37.11	Recreation Programs	Seniors
11822753	07/03/2024	PRINTED	Cinderlite Trucking Corp	20002599	8120	547.89	Sewer	Administration
11822753	07/03/2024	PRINTED	Cinderlite Trucking Corp	20002599	8120	268.67	Sewer	Administration
11822753	07/03/2024	PRINTED	Cinderlite Trucking Corp	20002599	8120	268.35	Sewer	Administration
11822753	07/03/2024	PRINTED	Cinderlite Trucking Corp	20002599	8120	144.00	Sewer	Administration
11822753	07/03/2024	PRINTED	Cinderlite Trucking Corp	20002599	8120	133.03	Sewer	Administration
11822775	07/03/2024	PRINTED	Cinderlite Trucking Corp	20002599	8120	131.67	Sewer	Administration
11822817	07/11/2024	PRINTED	Xylem Water Solutions	20002599	8120	6,051.50	Sewer	Administration
11822820	07/11/2024	PRINTED	NV Energy	20002599	7810	593.47	Sewer	Administration
11822838	07/11/2024	PRINTED	Pacific Water Resources	20002599	8120	2,355.59	Sewer	Administration
11822918	07/11/2024	PRINTED	Southwest Gas	20002599	7815	466.31	Sewer	Administration
11822924	07/18/2024	PRINTED	Western Nevada Supply	20002599	7510	450.32	Sewer	Administration
11822933	07/26/2024	PRINTED	AT&T	20002599	7830	173.98	Sewer	Administration
11822933	07/26/2024	PRINTED	Cinderlite Trucking Corp	20002599	8120	2,915.74	Sewer	Administration
11822933	07/26/2024	PRINTED	Cinderlite Trucking Corp	20002599	8120	2,903.99	Sewer	Administration
11822933	07/26/2024	PRINTED	Cinderlite Trucking Corp	20002599	8120	2,902.50	Sewer	Administration
11822933	07/26/2024	PRINTED	Cinderlite Trucking Corp	20002599	8120	2,239.49	Sewer	Administration
11822933	07/26/2024	PRINTED	Cinderlite Trucking Corp	20002599	8120	2,105.77	Sewer	Administration

CHECK NUMBER	CHECK DATE	CHECK TYPE	VENDOR NAME	ORG	OBJECT	AMOUNT	DEPT NAME	DIVISION
11822933	07/26/2024	PRINTED	Cinderlite Trucking Corp	20002599	8120	1,417.59	Sewer	Administration
11822934	07/26/2024	PRINTED	Clipper Controls Inc	20002599	8120	8,600.00	Sewer	Administration
11822973	07/26/2024	PRINTED	Timothy Buxton	20002587	7840	37.50	Sewer	Compliance Servcies
11822807	07/11/2024	PRINTED	High Sierra Patrol, Inc.	20002522	7605	166.04	Sewer	Pumping
11822813	07/11/2024	PRINTED	Mountain Hardware and Sports Incline Village, INC	20002522	7415	12.73	Sewer	Pumping
11822814	07/11/2024	PRINTED	MuniQuip, LLC	20002522	7510	1,050.00	Sewer	Pumping
11822817	07/11/2024	PRINTED	NV Energy	20002522	7810	6,783.91	Sewer	Pumping
11822838	07/11/2024	PRINTED	Southwest Gas	20002522	7815	65.67	Sewer	Pumping
11822851	07/18/2024	PRINTED	AT&T Mobility - PAY ONLINE	20002522	7840	99.30	Sewer	Pumping
11822868	07/18/2024	PRINTED	Hill Brothers Chemical Company	20002522	7425	11,521.12	Sewer	Pumping
11822925	07/26/2024	PRINTED	AT&T Mobility - PAY ONLINE	20002522	7840	99.33	Sewer	Pumping
11822926	07/26/2024	PRINTED	AT&T Mobility - PAY ONLINE	20002522	7840	97.76	Sewer	Pumping
11822928	07/26/2024	PRINTED	AT&T Mobility - PAY ONLINE	20002522	7840	80.34	Sewer	Pumping
11822940	07/26/2024	PRINTED	Fritz, Kurt	20002522	7680	64.60	Sewer	Pumping
11822948	07/26/2024	PRINTED	Kaylen Prior	20002522	7685	69.68	Sewer	Pumping
11822951	07/26/2024	PRINTED	Mountain Hardware and Sports Incline Village, INC	20002522	7510	61.16	Sewer	Pumping
11822958	07/26/2024	PRINTED	Refuse, Inc DBA Waste Management of Nevada	20002522	7510	537.28	Sewer	Pumping
11822813	07/11/2024	PRINTED	Mountain Hardware and Sports Incline Village, INC	20002521	7510	49.95	Sewer	Supply
11822817	07/11/2024	PRINTED	NV Energy	20002521	7810	12,135.15	Sewer	Supply
11822851	07/18/2024	PRINTED	AT&T Mobility - PAY ONLINE	20002521	7840	63.25	Sewer	Supply
11822863	07/18/2024	PRINTED	Douglas County Treasurer	20002521	7415	396.29	Sewer	Supply
11822925	07/26/2024	PRINTED	AT&T Mobility - PAY ONLINE	20002521	7840	63.24	Sewer	Supply
11822926	07/26/2024	PRINTED	AT&T Mobility - PAY ONLINE	20002521	7840	63.24	Sewer	Supply
11822928	07/26/2024	PRINTED	AT&T Mobility - PAY ONLINE	20002521	7840	63.24	Sewer	Supply
11822757	07/03/2024	PRINTED	Granite Construction Company	20002524	7510	22,533.00	Sewer	Transmission
11822813	07/11/2024	PRINTED	Mountain Hardware and Sports Incline Village, INC	20002524	7440	28.98	Sewer	Transmission
11822851	07/18/2024	PRINTED	AT&T Mobility - PAY ONLINE	20002524	7840	140.90	Sewer	Transmission
11822867	07/18/2024	PRINTED	Granite Construction Company	20002524	7510	1,451.29	Sewer	Transmission
11822925	07/26/2024	PRINTED	AT&T Mobility - PAY ONLINE	20002524	7840	142.47	Sewer	Transmission
11822926	07/26/2024	PRINTED	AT&T Mobility - PAY ONLINE	20002524	7840	131.46	Sewer	Transmission
11822928	07/26/2024	PRINTED	AT&T Mobility - PAY ONLINE	20002524	7840	149.80	Sewer	Transmission
11822943	07/26/2024	PRINTED	James Youngblood	20002524	7840	22.50	Sewer	Transmission
11822951	07/26/2024	PRINTED	Mountain Hardware and Sports Incline Village, INC	20002524	7510	42.48	Sewer	Transmission
11822951	07/26/2024	PRINTED	Mountain Hardware and Sports Incline Village, INC	20002524	7433	25.49	Sewer	Transmission
11822976	07/26/2024	PRINTED	Utility Telecom Group, LLC	20002524	7840	240.50	Sewer	Transmission
11822976	07/26/2024	PRINTED	Utility Telecom Group, LLC	20002524	7840	223.57	Sewer	Transmission
11822771	07/03/2024	PRINTED	USABluebook (Utility Supply of America)	20002523	7428	378.28	Sewer	Treatment
11822771	07/03/2024	PRINTED	USABluebook (Utility Supply of America)	20002523	7428	213.35	Sewer	Treatment
11822804	07/11/2024	PRINTED	Grainger, Inc.	20002523	7510	693.75	Sewer	Treatment
11822804	07/11/2024	PRINTED	Grainger, Inc.	20002523	7440	196.89	Sewer	Treatment
11822804	07/11/2024	PRINTED	Grainger, Inc.	20002523	7415	63.07	Sewer	Treatment

CHECK NUMBER	CHECK DATE	CHECK TYPE	VENDOR NAME	ORG	OBJECT	AMOUNT	DEPT NAME	DIVISION
11822808	07/11/2024	PRINTED	Jason Patterson	20002523	7350	40.00	Sewer	Treatment
11822808	07/11/2024	PRINTED	Jason Patterson	20002523	7350	20.00	Sewer	Treatment
11822813	07/11/2024	PRINTED	Mountain Hardware and Sports Incline Village, INC	20002523	7428	260.94	Sewer	Treatment
11822813	07/11/2024	PRINTED	Mountain Hardware and Sports Incline Village, INC	20002523	7510	184.58	Sewer	Treatment
11822813	07/11/2024	PRINTED	Mountain Hardware and Sports Incline Village, INC	20002523	7440	68.80	Sewer	Treatment
11822813	07/11/2024	PRINTED	Mountain Hardware and Sports Incline Village, INC	20002523	7490	(14.23)	Sewer	Treatment
11822817	07/11/2024	PRINTED	NV Energy	20002523	7810	15,241.94	Sewer	Treatment
11822830	07/11/2024	PRINTED	Reno Disposal/Dbawaste Management of Nevada	20002523	7415	587.27	Sewer	Treatment
11822835	07/11/2024	PRINTED	Sigma-Aldrich Inc	20002523	7428	220.90	Sewer	Treatment
11822838	07/11/2024	PRINTED	Southwest Gas	20002523	7815	578.97	Sewer	Treatment
11822846	07/11/2024	PRINTED	VWR Funding, Inc	20002523	7428	68.01	Sewer	Treatment
11822847	07/11/2024	PRINTED	William Robbins	20002523	7350	40.00	Sewer	Treatment
11822851	07/18/2024	PRINTED	AT&T Mobility - PAY ONLINE	20002523	7840	490.95	Sewer	Treatment
11822870	07/18/2024	PRINTED	Lawson Products, Inc.	20002523	7510	165.12	Sewer	Treatment
11822875	07/18/2024	PRINTED	Northern Nevada Public Health	20002523	7450	499.00	Sewer	Treatment
11822882	07/18/2024	PRINTED	Olin Finance Company LLC	20002523	7425	8,966.04	Sewer	Treatment
11822882	07/18/2024	PRINTED	Olin Finance Company LLC	20002523	7425	5,406.01	Sewer	Treatment
11822882	07/18/2024	PRINTED	Olin Finance Company LLC	20002523	7425	3,053.00	Sewer	Treatment
11822882	07/18/2024	PRINTED	Olin Finance Company LLC	20002523	7425	5.00	Sewer	Treatment
11822922	07/26/2024	PRINTED	Alpine Septic and Plumbing, Inc.	20002523	7415	1,600.00	Sewer	Treatment
11822925	07/26/2024	PRINTED	AT&T Mobility - PAY ONLINE	20002523	7840	521.38	Sewer	Treatment
11822926	07/26/2024	PRINTED	AT&T Mobility - PAY ONLINE	20002523	7840	490.59	Sewer	Treatment
11822928	07/26/2024	PRINTED	AT&T Mobility - PAY ONLINE	20002523	7840	483.60	Sewer	Treatment
11822940	07/26/2024	PRINTED	Fritz, Kurt	20002523	7680	64.60	Sewer	Treatment
11822943	07/26/2024	PRINTED	James Youngblood	20002523	7840	52.50	Sewer	Treatment
11822951	07/26/2024	PRINTED	Mountain Hardware and Sports Incline Village, INC	20002523	7430	426.70	Sewer	Treatment
11822951	07/26/2024	PRINTED	Mountain Hardware and Sports Incline Village, INC	20002523	7510	190.02	Sewer	Treatment
11822951	07/26/2024	PRINTED	Mountain Hardware and Sports Incline Village, INC	20002523	7428	115.41	Sewer	Treatment
11822951	07/26/2024	PRINTED	Mountain Hardware and Sports Incline Village, INC	20002523	7405	41.98	Sewer	Treatment
11822951	07/26/2024	PRINTED	Mountain Hardware and Sports Incline Village, INC	20002523	7440	35.78	Sewer	Treatment
11822951	07/26/2024	PRINTED	Mountain Hardware and Sports Incline Village, INC	20002523	7510	17.82	Sewer	Treatment
11822763	07/03/2024	PRINTED	NV Energy	30343653	7810	247.15	Snowflake Lodge	Food & Beverage
11822796	07/11/2024	PRINTED	DirecTV, Inc.	30343653	7835	154.31	Snowflake Lodge	Food & Beverage
11822838	07/11/2024	PRINTED	Southwest Gas	30343653	7815	36.01	Snowflake Lodge	Food & Beverage
11822754	07/03/2024	PRINTED	Clean Tahoe Program	20002738	7330	11,000.00	Solid Waste	Solid Waste
11822951	07/26/2024	PRINTED	Mountain Hardware and Sports Incline Village, INC	20002738	7415	71.81	Solid Waste	Solid Waste
11822976	07/26/2024	PRINTED	Utility Telecom Group, LLC	20002738	7840	133.61	Solid Waste	Solid Waste
11822976	07/26/2024	PRINTED	Utility Telecom Group, LLC	20002738	7840	124.11	Solid Waste	Solid Waste
11822807	07/11/2024	PRINTED	High Sierra Patrol, Inc.	30384588	7605	56.50	Tennis	Tennis Services
11822817	07/11/2024	PRINTED	NV Energy	30384588	7810	210.06	Tennis	Tennis Services
11822839	07/11/2024	PRINTED	State of Nevada -Dept of Public Safety	30384588	7415	120.75	Tennis	Tennis Services

CHECK NUMBER	CHECK DATE	CHECK TYPE	VENDOR NAME	ORG	OBJECT	AMOUNT	DEPT NAME	DIVISION
11822852	07/18/2024	PRINTED	Babolat VS North America, Inc	30384588	4405	430.96	Tennis	Tennis Services
11822852	07/18/2024	PRINTED	Babolat VS North America, Inc	30384588	4405	322.27	Tennis	Tennis Services
11822852	07/18/2024	PRINTED	Babolat VS North America, Inc	30384588	4405	204.56	Tennis	Tennis Services
11822858	07/18/2024	PRINTED	CIT Group Com Svcs-CHASE 54/Innovated Apparel	30384588	7945	97.49	Tennis	Tennis Services
11822886	07/18/2024	PRINTED	Rainbow Printing & Office Supplies, Inc.	30384588	7415	76.99	Tennis	Tennis Services
11822895	07/18/2024	PRINTED	Sylvain Malroux	30384588	7415	423.39	Tennis	Tennis Services
11822895	07/18/2024	PRINTED	Sylvain Malroux	30384588	7415	111.96	Tennis	Tennis Services
11822829	07/11/2024	PRINTED	Rainbow Printing & Office Supplies, Inc.	20002899	7415	22.98	TWSA	Administration
11822849	07/12/2024	PRINTED	State of Nevada-NDEP/BWPC	20002523	7450	2,530.50	Unclassified	Treatment
11822749	07/03/2024	PRINTED	Badger Meter, Inc.	200	1510	11,460.50	Unclassified	Unclassified
11822756	07/03/2024	PRINTED	First Nonprofit Companies, Inc.	950	2013	53,175.00	Unclassified	Unclassified
11822758	07/03/2024	PRINTED	Johnnie-O, Inc	300320	1501	1,845.00	Unclassified	Unclassified
11822763	07/03/2024	PRINTED	NV Energy	300340	1200	86.58	Unclassified	Unclassified
11822783	07/11/2024	PRINTED	Acushnet Company	300320	1501	3,847.01	Unclassified	Unclassified
11822783	07/11/2024	PRINTED	Acushnet Company	300320	1501	2,396.10	Unclassified	Unclassified
11822783	07/11/2024	PRINTED	Acushnet Company	300320	1501	1,952.16	Unclassified	Unclassified
11822783	07/11/2024	PRINTED	Acushnet Company	300320	1501	1,908.06	Unclassified	Unclassified
11822783	07/11/2024	PRINTED	Acushnet Company	300320	1501	1,332.80	Unclassified	Unclassified
11822783	07/11/2024	PRINTED	Acushnet Company	300320	1501	666.00	Unclassified	Unclassified
11822783	07/11/2024	PRINTED	Acushnet Company	300320	1501	351.00	Unclassified	Unclassified
11822783	07/11/2024	PRINTED	Acushnet Company	300320	1501	315.00	Unclassified	Unclassified
11822783	07/11/2024	PRINTED	Acushnet Company	300320	1501	159.98	Unclassified	Unclassified
11822783	07/11/2024	PRINTED	Acushnet Company	300320	1501	154.84	Unclassified	Unclassified
11822783	07/11/2024	PRINTED	Acushnet Company	300320	1501	68.40	Unclassified	Unclassified
11822783	07/11/2024	PRINTED	Acushnet Company	300320	1501	57.19	Unclassified	Unclassified
11822785	07/11/2024	PRINTED	Fairways & Greens Golf Accessories Inc	300320	1501	65.00	Unclassified	Unclassified
11822789	07/11/2024	PRINTED	Breakthru Beverage NV Reno, LLC	300320	1507	1,199.90	Unclassified	Unclassified
11822789	07/11/2024	PRINTED	Breakthru Beverage NV Reno, LLC	300320	1506	168.05	Unclassified	Unclassified
11822789	07/11/2024	PRINTED	Breakthru Beverage NV Reno, LLC	300320	1505	(189.04)	Unclassified	Unclassified
11822791	07/11/2024	PRINTED	Cleveland Golf/SRIXON	300320	1501	1,750.00	Unclassified	Unclassified
11822791	07/11/2024	PRINTED	Cleveland Golf/SRIXON	300320	1501	1,470.00	Unclassified	Unclassified
11822791	07/11/2024	PRINTED	Cleveland Golf/SRIXON	300320	1501	1,442.00	Unclassified	Unclassified
11822791	07/11/2024	PRINTED	Cleveland Golf/SRIXON	300320	1501	770.00	Unclassified	Unclassified
11822791	07/11/2024	PRINTED	Cleveland Golf/SRIXON	300320	1501	574.00	Unclassified	Unclassified
11822791	07/11/2024	PRINTED	Cleveland Golf/SRIXON	300320	1501	490.00	Unclassified	Unclassified
11822791	07/11/2024	PRINTED	Cleveland Golf/SRIXON	300320	1501	210.00	Unclassified	Unclassified
11822791	07/11/2024	PRINTED	Cleveland Golf/SRIXON	300320	1501	(2,275.00)	Unclassified	Unclassified
11822793	07/11/2024	PRINTED	Cobra PUMA Golf, INC	300320	1501	1,260.00	Unclassified	Unclassified
11822793	07/11/2024	PRINTED	Cobra PUMA Golf, INC	300320	1501	645.00	Unclassified	Unclassified
11822793	07/11/2024	PRINTED	Cobra PUMA Golf, INC	300320	1501	243.04	Unclassified	Unclassified
11822793	07/11/2024	PRINTED	Cobra PUMA Golf, INC	300320	1501	79.80	Unclassified	Unclassified

CHECK NUMBER	CHECK DATE	CHECK TYPE	VENDOR NAME	ORG	OBJECT	AMOUNT	DEPT NAME	DIVISION
11822811	07/11/2024	PRINTED	Lucky in Love	300320	1501	1,463.50	Unclassified	Unclassified
11822812	07/11/2024	PRINTED	Luxtotta of America Inc.	300320	1501	367.16	Unclassified	Unclassified
11822812	07/11/2024	PRINTED	Luxtotta of America Inc.	300380	1501	302.28	Unclassified	Unclassified
11822812	07/11/2024	PRINTED	Luxtotta of America Inc.	300380	1501	115.30	Unclassified	Unclassified
11822812	07/11/2024	PRINTED	Luxtotta of America Inc.	300380	1501	101.18	Unclassified	Unclassified
11822812	07/11/2024	PRINTED	Luxtotta of America Inc.	300320	1501	92.99	Unclassified	Unclassified
11822815	07/11/2024	PRINTED	Nevada State Treasurer's Office	950	2035	24.00	Unclassified	Unclassified
11822818	07/11/2024	PRINTED	Operating Engineers Trust Fund	950	2016	12,086.92	Unclassified	Unclassified
11822819	07/11/2024	PRINTED	Outdoor Cap Company INC	300320	1501	1,018.30	Unclassified	Unclassified
11822819	07/11/2024	PRINTED	Outdoor Cap Company INC	300320	1501	540.00	Unclassified	Unclassified
11822822	07/11/2024	PRINTED	Peter Millar LLC	300320	1501	1,888.00	Unclassified	Unclassified
11822823	07/11/2024	PRINTED	Peter Millar LLC	300320	1501	236.00	Unclassified	Unclassified
11822826	07/11/2024	PRINTED	Ping Golf Equipment	300320	1501	2,291.00	Unclassified	Unclassified
11822826	07/11/2024	PRINTED	Ping Golf Equipment	300320	1501	915.00	Unclassified	Unclassified
11822826	07/11/2024	PRINTED	Ping Golf Equipment	300320	1501	508.00	Unclassified	Unclassified
11822826	07/11/2024	PRINTED	Ping Golf Equipment	300320	1501	475.50	Unclassified	Unclassified
11822826	07/11/2024	PRINTED	Ping Golf Equipment	300320	1501	354.00	Unclassified	Unclassified
11822826	07/11/2024	PRINTED	Ping Golf Equipment	300320	1501	59.00	Unclassified	Unclassified
11822826	07/11/2024	PRINTED	Ping Golf Equipment	300320	1501	59.00	Unclassified	Unclassified
11822826	07/11/2024	PRINTED	Ping Golf Equipment	300320	1501	(732.16)	Unclassified	Unclassified
11822842	07/11/2024	PRINTED	Richard & Joan Tice	200	2412	2,067.65	Unclassified	Unclassified
11822844	07/11/2024	PRINTED	U.S. Kids Golf, LLC	300320	1501	203.77	Unclassified	Unclassified
11822848	07/12/2024	PRINTED	Breakthru Beverage NV Reno, LLC	300320	1507	2,441.82	Unclassified	Unclassified
11822848	07/12/2024	PRINTED	Breakthru Beverage NV Reno, LLC	300320	1507	2,179.50	Unclassified	Unclassified
11822848	07/12/2024	PRINTED	Breakthru Beverage NV Reno, LLC	300320	1506	582.21	Unclassified	Unclassified
11822848	07/12/2024	PRINTED	Breakthru Beverage NV Reno, LLC	300320	1505	435.00	Unclassified	Unclassified
11822848	07/12/2024	PRINTED	Breakthru Beverage NV Reno, LLC	300320	1506	378.09	Unclassified	Unclassified
11822848	07/12/2024	PRINTED	Breakthru Beverage NV Reno, LLC	300320	1506	204.00	Unclassified	Unclassified
11822848	07/12/2024	PRINTED	Breakthru Beverage NV Reno, LLC	300320	1507	360.00	Unclassified	Unclassified
11822854	07/18/2024	PRINTED	CA State Disbursement Unit	200	2035	435.68	Unclassified	Unclassified
11822855	07/18/2024	PRINTED	Callaway Golf	300320	1501	253.44	Unclassified	Unclassified
11822855	07/18/2024	PRINTED	Callaway Golf	300320	1501	253.44	Unclassified	Unclassified
11822855	07/18/2024	PRINTED	Callaway Golf	300320	1501	183.48	Unclassified	Unclassified
11822855	07/18/2024	PRINTED	Callaway Golf	300320	1501	114.84	Unclassified	Unclassified
11822858	07/18/2024	PRINTED	CIT Group Com Svcs-CHASE S4/Innovated Apparel	300380	1501	3,225.50	Unclassified	Unclassified
11822859	07/18/2024	PRINTED	Cobra PUMA Golf, INC	300320	1501	121.52	Unclassified	Unclassified
11822871	07/18/2024	PRINTED	Lettie Miller	300350	2418	383.30	Unclassified	Unclassified
11822871	07/18/2024	PRINTED	Lettie Miller	300350	2418	500.00	Unclassified	Unclassified
11822883	07/18/2024	PRINTED	Operating Eng Local Union #3 (DUES)	950	2032	1,794.00	Unclassified	Unclassified
11822894	07/18/2024	PRINTED	State Coll & Disb Unit-SCADU	200	2035	1,149.25	Unclassified	Unclassified
11822896	07/18/2024	PRINTED	TaylorMade Golf Co. Inc.	300320	1501	1,398.48	Unclassified	Unclassified

CHECK NUMBER	CHECK DATE	CHECK TYPE	VENDOR NAME	ORG	OBJECT	AMOUNT	DEPT NAME	DIVISION
11822900	07/18/2024	PRINTED	TYR Sport, Inc.	300350	1501	682.50	Unclassified	Unclassified
11822918	07/18/2024	PRINTED	Western Nevada Supply	200	1510	4,022.48	Unclassified	Unclassified
11822918	07/18/2024	PRINTED	Western Nevada Supply	200	1510	107.25	Unclassified	Unclassified
11822918	07/18/2024	PRINTED	Western Nevada Supply	200	1510	54.00	Unclassified	Unclassified
11822921	07/26/2024	PRINTED	Acushnet Company	300320	1501	3,480.00	Unclassified	Unclassified
11822921	07/26/2024	PRINTED	Acushnet Company	300320	1501	3,375.12	Unclassified	Unclassified
11822921	07/26/2024	PRINTED	Acushnet Company	300320	1501	3,351.60	Unclassified	Unclassified
11822921	07/26/2024	PRINTED	Acushnet Company	300320	1501	2,308.50	Unclassified	Unclassified
11822921	07/26/2024	PRINTED	Acushnet Company	300320	1501	1,014.00	Unclassified	Unclassified
11822921	07/26/2024	PRINTED	Acushnet Company	300320	1501	924.00	Unclassified	Unclassified
11822921	07/26/2024	PRINTED	Acushnet Company	300320	1501	732.06	Unclassified	Unclassified
11822921	07/26/2024	PRINTED	Acushnet Company	300320	1501	436.05	Unclassified	Unclassified
11822921	07/26/2024	PRINTED	Acushnet Company	300320	1501	370.00	Unclassified	Unclassified
11822921	07/26/2024	PRINTED	Acushnet Company	300320	1501	333.00	Unclassified	Unclassified
11822921	07/26/2024	PRINTED	Acushnet Company	300320	1501	315.00	Unclassified	Unclassified
11822921	07/26/2024	PRINTED	Acushnet Company	300320	1501	267.49	Unclassified	Unclassified
11822921	07/26/2024	PRINTED	Acushnet Company	300320	1501	205.00	Unclassified	Unclassified
11822921	07/26/2024	PRINTED	Acushnet Company	300320	1501	180.81	Unclassified	Unclassified
11822921	07/26/2024	PRINTED	Acushnet Company	300320	1501	167.50	Unclassified	Unclassified
11822921	07/26/2024	PRINTED	Acushnet Company	300320	1501	136.80	Unclassified	Unclassified
11822921	07/26/2024	PRINTED	Acushnet Company	300320	1501	132.30	Unclassified	Unclassified
11822921	07/26/2024	PRINTED	Acushnet Company	300320	1501	79.80	Unclassified	Unclassified
11822923	07/26/2024	PRINTED	Fairways & Greens Golf Accessories Inc	300320	1501	126.00	Unclassified	Unclassified
11822931	07/26/2024	PRINTED	CA State Disbursement Unit	200	2035	435.68	Unclassified	Unclassified
11822935	07/26/2024	PRINTED	Cobra PUMA Golf, INC	300320	1501	1,770.00	Unclassified	Unclassified
11822935	07/26/2024	PRINTED	Cobra PUMA Golf, INC	300320	1501	1,517.40	Unclassified	Unclassified
11822935	07/26/2024	PRINTED	Cobra PUMA Golf, INC	300320	1501	1,029.60	Unclassified	Unclassified
11822935	07/26/2024	PRINTED	Cobra PUMA Golf, INC	300320	1501	845.00	Unclassified	Unclassified
11822935	07/26/2024	PRINTED	Cobra PUMA Golf, INC	300320	1501	823.20	Unclassified	Unclassified
11822935	07/26/2024	PRINTED	Cobra PUMA Golf, INC	300320	1501	580.00	Unclassified	Unclassified
11822935	07/26/2024	PRINTED	Cobra PUMA Golf, INC	300320	1501	337.12	Unclassified	Unclassified
11822935	07/26/2024	PRINTED	Cobra PUMA Golf, INC	300320	1501	160.01	Unclassified	Unclassified
11822935	07/26/2024	PRINTED	Cobra PUMA Golf, INC	300320	1501	159.60	Unclassified	Unclassified
11822938	07/26/2024	PRINTED	Eisinger-Smith, Inc.	300320	1501	194.20	Unclassified	Unclassified
11822945	07/26/2024	PRINTED	Johnnie-O, Inc	300320	1501	2,408.25	Unclassified	Unclassified
11822953	07/26/2024	PRINTED	NV Energy	300340	1200	113.32	Unclassified	Unclassified
11822955	07/26/2024	PRINTED	Operating Engineers Trust Fund	950	2016	11,875.81	Unclassified	Unclassified
11822970	07/26/2024	PRINTED	State Coll & Disb Unit-SCADU	200	2035	1,149.25	Unclassified	Unclassified
11822972	07/26/2024	PRINTED	TaylorMade Golf Co. Inc.	300320	1501	255.00	Unclassified	Unclassified
11822807	07/11/2024	PRINTED	High Sierra Patrol, Inc.	20002299	7605	166.04	Water	Administration
11822817	07/11/2024	PRINTED	NV Energy	20002299	7810	593.47	Water	Administration

CHECK NUMBER	CHECK DATE	CHECK TYPE	VENDOR NAME	ORG	OBJECT	AMOUNT	DEPT NAME	DIVISION
11822838	07/11/2024	PRINTED	Southwest Gas	20002299	7815	466.31	Water	Administration
11822813	07/11/2024	PRINTED	Mountain Hardware and Sports Incline Village, INC	20002287	7415	33.99	Water	Compliance Services
11822829	07/11/2024	PRINTED	Rainbow Printing & Office Supplies, Inc.	20002287	7405	1,984.00	Water	Compliance Services
11822851	07/18/2024	PRINTED	AT&T Mobility - PAY ONLINE	20002287	7840	117.45	Water	Compliance Services
11822925	07/26/2024	PRINTED	AT&T Mobility - PAY ONLINE	20002287	7840	117.49	Water	Compliance Services
11822926	07/26/2024	PRINTED	AT&T Mobility - PAY ONLINE	20002287	7840	118.06	Water	Compliance Services
11822928	07/26/2024	PRINTED	AT&T Mobility - PAY ONLINE	20002287	7840	136.41	Water	Compliance Services
11822973	07/26/2024	PRINTED	Timothy Buxton	20002287	7840	112.50	Water	Compliance Services
11822976	07/26/2024	PRINTED	Utility Telecom Group, LLC	20002287	7840	146.97	Water	Compliance Services
11822976	07/26/2024	PRINTED	Utility Telecom Group, LLC	20002287	7840	136.63	Water	Compliance Services
11822813	07/11/2024	PRINTED	Mountain Hardware and Sports Incline Village, INC	20002222	7510	10.19	Water	Compliance Services
11822817	07/11/2024	PRINTED	NV Energy	20002222	7810	15,996.56	Water	Pumping
11822838	07/11/2024	PRINTED	Southwest Gas	20002222	7815	29.38	Water	Pumping
11822851	07/18/2024	PRINTED	AT&T Mobility - PAY ONLINE	20002222	7840	3.18	Water	Pumping
11822925	07/26/2024	PRINTED	AT&T Mobility - PAY ONLINE	20002222	7840	11.14	Water	Pumping
11822926	07/26/2024	PRINTED	AT&T Mobility - PAY ONLINE	20002222	7840	0.17	Water	Pumping
11822928	07/26/2024	PRINTED	AT&T Mobility - PAY ONLINE	20002222	7840	0.17	Water	Pumping
11822940	07/26/2024	PRINTED	Fritz, Kurt	20002222	7680	64.60	Water	Pumping
11822752	07/03/2024	PRINTED	Champion Chevrolet	20002297	8120	44,062.25	Water	Shared Expenses
11822787	07/11/2024	PRINTED	Badger Meter, Inc.	20002297	7310	1.80	Water	Shared Expenses
11822831	07/11/2024	PRINTED	Gannett Nevada-Utah LocalIQ	20002297	7010	355.08	Water	Shared Expenses
11822832	07/11/2024	PRINTED	Shred-IT USA	20002297	7415	37.00	Water	Shared Expenses
11822851	07/18/2024	PRINTED	AT&T Mobility - PAY ONLINE	20002297	7840	56.62	Water	Shared Expenses
11822891	07/18/2024	PRINTED	Shred-IT USA	20002297	7415	18.50	Water	Shared Expenses
11822893	07/18/2024	PRINTED	SmartSights Technologies, LLC	20002297	7310	2,300.00	Water	Shared Expenses
11822924	07/26/2024	PRINTED	AT&T	20002297	7830	173.98	Water	Shared Expenses
11822925	07/26/2024	PRINTED	AT&T Mobility - PAY ONLINE	20002297	7840	74.30	Water	Shared Expenses
11822926	07/26/2024	PRINTED	AT&T Mobility - PAY ONLINE	20002297	7840	56.62	Water	Shared Expenses
11822928	07/26/2024	PRINTED	AT&T Mobility - PAY ONLINE	20002297	7840	56.62	Water	Shared Expenses
11822951	07/26/2024	PRINTED	Mountain Hardware and Sports Incline Village, INC	20002297	7415	25.98	Water	Shared Expenses
11822954	07/26/2024	PRINTED	Office Depot	20002297	7415	46.90	Water	Shared Expenses
11822960	07/26/2024	PRINTED	Gannett Nevada-Utah LocalIQ	20002297	7010	216.24	Water	Shared Expenses
11822749	07/03/2024	PRINTED	Badger Meter, Inc.	20002224	7510	301.68	Water	Transmission
11822787	07/11/2024	PRINTED	Badger Meter, Inc.	20002224	7510	276.04	Water	Transmission
11822788	07/11/2024	PRINTED	Batteries Plus #350	20002224	7510	185.20	Water	Transmission
11822802	07/11/2024	PRINTED	F.W. Carson Co.	20002224	7510	771.72	Water	Transmission
11822813	07/11/2024	PRINTED	Mountain Hardware and Sports Incline Village, INC	20002224	7440	136.73	Water	Transmission
11822813	07/11/2024	PRINTED	Mountain Hardware and Sports Incline Village, INC	20002224	7510	54.59	Water	Transmission
11822824	07/11/2024	PRINTED	Petty Cash - PW	20002224	7350	20.00	Water	Transmission
11822824	07/11/2024	PRINTED	Petty Cash - PW	20002224	7350	20.00	Water	Transmission
11822851	07/18/2024	PRINTED	AT&T Mobility - PAY ONLINE	20002224	7840	407.37	Water	Transmission

CHECK NUMBER	CHECK DATE	CHECK TYPE	VENDOR NAME	ORG	OBJECT	AMOUNT	DEPT NAME	DIVISION
11822857	07/18/2024	PRINTED	Cinderlite Trucking Corp	20002224	7510	136.37	Water	Transmission
11822865	07/18/2024	PRINTED	Eric Freistroffer	20002224	7685	69.68	Water	Transmission
11822918	07/18/2024	PRINTED	Western Nevada Supply	20002224	7510	569.70	Water	Transmission
11822918	07/18/2024	PRINTED	Western Nevada Supply	20002224	7510	235.04	Water	Transmission
11822918	07/18/2024	PRINTED	Western Nevada Supply	20002224	7510	19.49	Water	Transmission
11822925	07/26/2024	PRINTED	AT&T Mobility - PAY ONLINE	20002224	7840	404.22	Water	Transmission
11822926	07/26/2024	PRINTED	AT&T Mobility - PAY ONLINE	20002224	7840	440.57	Water	Transmission
11822928	07/26/2024	PRINTED	AT&T Mobility - PAY ONLINE	20002224	7840	440.57	Water	Transmission
11822943	07/26/2024	PRINTED	James Youngblood	20002224	7840	22.50	Water	Transmission
11822951	07/26/2024	PRINTED	Mountain Hardware and Sports Incline Village, INC	20002224	7510	135.80	Water	Transmission
11822951	07/26/2024	PRINTED	Mountain Hardware and Sports Incline Village, INC	20002224	7440	105.37	Water	Transmission
11822951	07/26/2024	PRINTED	Mountain Hardware and Sports Incline Village, INC	20002224	7405	4.24	Water	Transmission
11822976	07/26/2024	PRINTED	Utility Telecom Group, LLC	20002224	7840	507.72	Water	Transmission
11822976	07/26/2024	PRINTED	Utility Telecom Group, LLC	20002224	7840	472.00	Water	Transmission
11822977	07/26/2024	PRINTED	Western Nevada Supply	20002224	7510	1,001.00	Water	Transmission
11822795	07/11/2024	PRINTED	De Nora Holdings US, Inc.	20002223	7510	1,792.37	Water	Treatment
11822808	07/11/2024	PRINTED	Jason Patterson	20002223	7680	183.00	Water	Treatment
11822813	07/11/2024	PRINTED	Mountain Hardware and Sports Incline Village, INC	20002223	7510	133.47	Water	Treatment
11822813	07/11/2024	PRINTED	Mountain Hardware and Sports Incline Village, INC	20002223	7415	7.63	Water	Treatment
11822817	07/11/2024	PRINTED	NV Energy	20002223	7810	46,574.03	Water	Treatment
11822835	07/11/2024	PRINTED	Sigma-Aldrich Inc	20002223	7428	220.91	Water	Treatment
11822845	07/11/2024	PRINTED	USABluebook (Utility Supply of America)	20002223	7433	895.90	Water	Treatment
11822845	07/11/2024	PRINTED	USABluebook (Utility Supply of America)	20002223	7433	662.84	Water	Treatment
11822845	07/11/2024	PRINTED	USABluebook (Utility Supply of America)	20002223	7433	447.95	Water	Treatment
11822846	07/11/2024	PRINTED	VWR Funding, Inc	20002223	7428	107.46	Water	Treatment
11822846	07/11/2024	PRINTED	VWR Funding, Inc	20002223	7428	68.02	Water	Treatment
11822849	07/12/2024	PRINTED	State of Nevada-NDEP/BWPC	20002223	7450	2,530.50	Water	Treatment
11822851	07/18/2024	PRINTED	AT&T Mobility - PAY ONLINE	20002223	7840	151.07	Water	Treatment
11822882	07/18/2024	PRINTED	Olin Finance Company LLC	20002223	7425	1,907.20	Water	Treatment
11822882	07/18/2024	PRINTED	Olin Finance Company LLC	20002223	7425	1,149.92	Water	Treatment
11822882	07/18/2024	PRINTED	Olin Finance Company LLC	20002223	7425	649.42	Water	Treatment
11822925	07/26/2024	PRINTED	AT&T Mobility - PAY ONLINE	20002223	7840	163.07	Water	Treatment
11822926	07/26/2024	PRINTED	AT&T Mobility - PAY ONLINE	20002223	7840	144.03	Water	Treatment
11822928	07/26/2024	PRINTED	AT&T Mobility - PAY ONLINE	20002223	7840	139.36	Water	Treatment
11822940	07/26/2024	PRINTED	Fritz, Kurt	20002223	7680	64.60	Water	Treatment
11822943	07/26/2024	PRINTED	James Youngblood	20002223	7840	52.50	Water	Treatment
11822951	07/26/2024	PRINTED	Mountain Hardware and Sports Incline Village, INC	20002223	7440	8.30	Water	Treatment
11822951	07/26/2024	PRINTED	Mountain Hardware and Sports Incline Village, INC	20002223	7510	5.08	Water	Treatment
11822975	07/26/2024	PRINTED	USABluebook (Utility Supply of America)	20002223	7433	2,239.75	Water	Treatment
11822975	07/26/2024	PRINTED	USABluebook (Utility Supply of America)	20002223	7510	282.66	Water	Treatment

CHECK NUMBER

CHECK DATE

CHECK TYPE

VENDOR NAME

ORG

OBJECT

AMOUNT

DEPT NAME

DIVISION

Total Printed Checks

779,615.95

Total EFT and Printed Checks

9,783,265.96

ATTACHMENT C

First Name	Last Name	Posting Date	Supplier - Name	Amount	Description	GL Code
Brooke	Smith-La Fata	7/22/2024	Adobe *adobe	19.99	Adobe software	30333350-7310
Carl	Stump	7/25/2024	Office Of Water Programs	196.00	Course Package	20002224-7680
Curtis G	Trujillo	7/25/2024	Tahoe Forest Hospital Dis	69.50	Random Drug - NonDOT	40415190-7415
Curtis G	Trujillo	7/25/2024	Tahoe Forest Hospital Dis	69.50	Random Drug - NonDOT	20002523-7415
Curtis G	Trujillo	7/25/2024	Tahoe Forest Hospital Dis	34.00	Random Drug - NonDOT	39003978-7415
Curtis G	Trujillo	7/25/2024	Tahoe Forest Hospital Dis	69.50	Random Drug - NonDOT	10004378-7415
Curtis G	Trujillo	7/25/2024	Tahoe Forest Hospital Dis	138.50	Random Drug - DOT	20002523-7415
Curtis G	Trujillo	7/25/2024	Tahoe Forest Hospital Dis	208.00	Random Drug - DOT	20002524-7415
Curtis G	Trujillo	6/28/2024	Swissotel Chicago Htl	702.06	Hotel for SHRM Conference	10001315-7685
Darel	Barlow	7/25/2024	Asbestos Tem Laboratorie	45.00	Lab testing for asbestos	20002222-7510
Darel	Barlow	7/1/2024	Klarna	56.15	Fruad	20002222-7415
Darel	Barlow	7/1/2024	Klarna*true Classic	40.38	Fruad	20002222-7415
Erin	Feore	7/25/2024	Societyforhumanresource	1,795.00	SHRM conference	10001315-7680
Erin	Feore	7/15/2024	Sp Rideswft	72.47	Part for E-Bike	39003971-7415
Erin	Feore	7/1/2024	Ca Park Rec Society	599.00	CPRS Training (in FY 23/24)	30354885-7680
Erin	Feore	7/1/2024	Cprs	599.00	CPRS Training (in FY 23/24)	30354885-7680
Erin	Feore	6/28/2024	Cprs	599.00	CPRS Training (in FY 23/24)	10001316-7680
Food And Bev	Ivgid	7/26/2024	Screencloud	168.00	Screencloud	30343453-7310
Food And Bev	Ivgid	7/26/2024	Screencloud	24.00	Screencloud	30343653-7310
Food And Bev	Ivgid	7/26/2024	Screencloud	48.00	Screencloud	30343499-7310
Food And Bev	Ivgid	7/26/2024	Screencloud	24.00	Screencloud	30333350-7310
Food And Bev	Ivgid	7/26/2024	Screencloud	48.00	Screencloud	30364999-7010
Food And Bev	Ivgid	7/26/2024	Currency Conversion Fee	1.68	Screencloud	30343453-7310
Food And Bev	Ivgid	7/26/2024	Currency Conversion Fee	0.24	Screencloud	30343653-7310
Food And Bev	Ivgid	7/26/2024	Currency Conversion Fee	0.48	Screencloud	30343499-7310
Food And Bev	Ivgid	7/26/2024	Currency Conversion Fee	0.24	Screencloud	30333350-7310
Food And Bev	Ivgid	7/26/2024	Currency Conversion Fee	0.48	Screencloud	30364999-7010
Food And Bev	Ivgid	7/25/2024	Flapiack	49.00	Menu Editing Subscription	30323153-7340
Food And Bev	Ivgid	7/23/2024	The Webstaurant Store Inc	485.01	High Chairs for Banquets	30333353-7415
Food And Bev	Ivgid	7/23/2024	The Webstaurant Store Inc	273.16	Carts for Banquets	30333353-7415

First Name	Last Name	Posting Date	Supplier - Name	Amount	Description	GL Code
Food And Bev	Ivgid	7/17/2024	The Webstaurant Store Inc	359.01	Plates and Cups for Nine and Wine	30323153-7415
Food And Bev	Ivgid	7/15/2024	Pandora For Business B	28.95	Pandora for Grille	30323153-7310
Food And Bev	Ivgid	7/15/2024	Pandora For Business B	28.95	Pandora for Facilities	3033335-7310
Food And Bev	Ivgid	7/15/2024	Pandora For Business B	28.95	Pandora for Diamond Main Lodge	30343453-7310
Food And Bev	Ivgid	7/15/2024	Pandora For Business B	28.95	Pandora for Snowflake	30343653-7310
Food And Bev	Ivgid	7/5/2024	Chefstore 7520	758.04	Chicken Tenders for Beaches	390-1504
Food And Bev	Ivgid	7/1/2024	The Webstaurant Store Inc	182.34	Sandwich containers	30323153-7415
Food And Bev	Ivgid	7/1/2024	The Webstaurant Store Inc	81.81	Sandwich Containers	30323153-7415
Food And Bev	Ivgid	6/28/2024	The Webstaurant Store Inc	52.32	Guset Checks for Grille	30323153-7415
Gwynne C	Cunningham	7/24/2024	Swimoutlet.Com	846.26	Swimsuits for Jr/Mini Guard Camps	39003985-7415
Gwynne C	Cunningham	7/10/2024	Sp Swimoutlet.Com	99.19	Swimsuits for Jr/Mini Guard Camps	39003985-7415
Gwynne C	Cunningham	7/10/2024	Wal-Mart #1648	75.24	Supplies for Mini Guard Camp	39003985-7415
Gwynne C	Cunningham	7/9/2024	Costco Whse #0127	135.12	Coffee for Rec Center	30354884-7415
Gwynne C	Cunningham	7/9/2024	Costco Whse #0127	143.39	Mini Guard and First Aid Supplies	39003985-7415
Gwynne C	Cunningham	7/5/2024	Wm Supercenter #1648	47.76	Lifeguard whistles	39003985-7415
Gwynne C	Cunningham	7/4/2024	Sp Swimoutlet.Com	107.60	First Aid bags	39003985-7415
Gwynne C	Cunningham	07/08/2024	Sp Swimoutlet.Com	(107.60)	Return items	39003985-7415
Gwynne C	Cunningham	7/4/2024	Homedepot.Com	504.00	Umbrellas for BC Pool	39003985-7415
Gwynne C	Cunningham	7/3/2024	In *elifeguard, Inc.	96.97	BVM's for beaches	39003985-7415
Gwynne C	Cunningham	7/2/2024	Ndowlicensingcom	36.00	AIS sticker for kayaks for programs/guards	39003985-7415
Gwynne C	Cunningham	7/1/2024	Sp Swimoutlet.Com	235.56	Whistles and fanny packs for beaches	39003985-7415
Ivgid	Bldg	7/17/2024	Big John Grills & Rotiss	329.90	Materials	40435394-7510
Ivgid	Bldg	7/12/2024	Prolighting	497.88	Materials	40435394-7510
Ivgid	Bldg	7/1/2024	Big John Grills & Rotiss	31.07	Materials	40435394-7510

First Name	Last Name	Posting Date	Supplier - Name	Amount	Description	GL Code
lvgid	It Dept	7/19/2024	Zoom.Us 888-799-9666	299.00	Zoom - Monthly Room and Webinar, Annual Business and Audio Licenses	10001213-7310
lvgid	It Dept	7/19/2024	Zoom.Us 888-799-9666	20.00	Zoom - Monthly Room and Webinar, Annual Business and Audio Licenses	10001316-7415
lvgid	It Dept	7/19/2024	Zoom.Us 888-799-9666	20.00	Zoom - Monthly Room and Webinar, Annual Business and Audio Licenses	30354886-7415
lvgid	It Dept	7/16/2024	Livestream.Com	49.00	Livestream - Monthly License	10001213-7310
lvgid	It Dept	7/10/2024	Dnh*godaddy#3180614201	22.17	Godaddy - Domain Renewal - inclinepickleball	10001213-7310
lvgid	It Dept	7/8/2024	Google *google Storage	1.99	Google Cloud Storage - July 2024	10001213-7310
lvgid	It Dept	7/2/2024	Adobe *adobe	892.49	Adobe Licenses - July 2024	10001213-7310
lvgid	It Dept	7/1/2024	Duo*com	356.25	Duo Security - Additional Licenses	10001213-7310
lvgid	Ski	7/22/2024	Homedepot.Com	61.92	Materials	30343469-7415
lvgid	Ski	7/22/2024	Msf * E0800syabe	60.00	Sharpoint for communication	30343463-7340
lvgid	Ski	7/18/2024	American Red Cross	180.00	CPR/First aid Training	30343499-7415
lvgid	Ski	7/18/2024	American Red Cross	300.00	CPR/First aid Training	30343499-7415
lvgid	Ski	7/17/2024	Homedepot.Com	100.34	Materials	30343469-7415
lvgid	Ski	7/17/2024	Homedepot.Com	253.62	Materials	30343469-7415
lvgid	Ski	7/11/2024	Adobe *adobe	19.99	Document editing suscription services	30343463-7340
lvgid	Ski	7/11/2024	Hardhattraining.Com	510.00	Training	30343463-7415
lvgid	Ski	7/11/2024	Adobe *adobe	19.99	Document editing suscription services	30343499-7340
lvgid	Ski	7/8/2024	Pandora For Business B	28.95	Streaming servies	30343468-7415
lvgid	Ski	7/1/2024	Flor	276.08	Materials	30343469-7415
Jaclyn M	Ream	7/8/2024	Adobe *800-833-6687	59.99	Monthly Adobe suscription	30343498-7310
Jennifer L	Moore	7/25/2024	Costco Whse #0025	554.35	Tennis Center tournament Supplies	30384588-7415

First Name	Last Name	Posting Date	Supplier - Name	Amount	Description	GL Code
Jennifer L	Moore	7/18/2024	Costco Whse #0025	400.27	Senior Programs - Moonlight Hike Series	30354682-7415
Jennifer L	Moore	7/16/2024	Sq *Incline Spirits & Cig	451.76	Vets Recognition Reception	300350-2418
Jennifer L	Moore	7/2/2024	Rno Airport Parking Mpay	25.00	Senior Transportation	30354682-7415
Jennifer L	Moore	7/2/2024	Costco Whse #0025	121.94	Senior Programs Vets Club	300350-2418
Jim E	Youngblood	7/25/2024	Htl*super8bywyndha	68.41	Motel room for Kurt Fritz, SCADA Class	20002222-7680
Jim E	Youngblood	7/25/2024	Htl*super8bywyndha	68.41	Motel room for Kurt Fritz, SCADA Class	20002223-7680
Jim E	Youngblood	7/25/2024	Htl*super8bywyndha	68.41	Motel room for Kurt Fritz, SCADA Class	2000252-7680
Jim E	Youngblood	7/25/2024	Htl*super8bywyndha	68.41	Motel room for Kurt Fritz, SCADA Class	20002523-7680
Kathryn	Nelson	7/4/2024	Mofos Pizza Pasta Inc	301.32	PW Department Lunch & Learn	20002297-7680
Kaylen	Prior	7/11/2024	California Water Environ	70.00	CWEA training	20002523-7680
Kaylen	Prior	7/11/2024	California Water Environ	50.00	CWEA training	20002523-7680
Madonna	Dunbar	7/25/2024	Sierra Mobile Storage	245.00	Monthly rental - waste collection container	20002738-7330
Madonna	Dunbar	7/16/2024	In *law Office Of Lara Pe	1,350.00	Trademark attorney: filing for "Drink Tahoe Tap" 'canned water" trademark	20002899-7415
Madonna	Dunbar	7/11/2024	In *law Office Of Lara Pe	1,650.00	Trademark attorney: review consultation meeting, process memo and license agreement preparation	20002899-7415
Madonna	Dunbar	7/11/2024	In *one Boat, Inc.	64.44	Monthly web ads Tahoe.com Split (BearSmart/Tahoe Tap)	20002738-7010
Madonna	Dunbar	7/11/2024	In *one Boat, Inc.	64.43	Monthly web ads Tahoe.com Split (BearSmart/Tahoe Tap)	20002899-7010
Matthew	Belote	7/24/2024	Wf* Wayfair4256928267	64.34	Incorrectly charged	10001213-7300
Pandora	Bahlman	7/24/2024	Samsclub.Com	170.61	Food Merchandise	300350-1504
Pandora	Bahlman	7/24/2024	Finis, Inc.	348.33	Merchandise	300350-1501
Pandora	Bahlman	7/15/2024	Finis, Inc.	264.06	Merchandise	300350-1501
Pandora	Bahlman	7/11/2024	Samsclub.Com	229.67	Food Merchandise	300350-1504

First Name	Last Name	Posting Date	Supplier - Name	Amount	Description	GL Code
Paul A	Raymore	7/17/2024	Adobe *adobe	29.99	Monthly licensing fees for Adobe Stock royalty-free music service	30343498-7310
Paul A	Raymore	7/12/2024	Mailchimp	100.00	Monthly Mailchimp email marketing fees, split between Golf (Champ), Golf (Mt), and Parks & Rec marketing operations accounts	30323198-7415
Paul A	Raymore	7/12/2024	Mailchimp	50.00	Monthly Mailchimp email marketing fees, split between Golf (Champ), Golf (Mt), and Parks & Rec marketing operations accounts	30323298-7415
Paul A	Raymore	7/12/2024	Mailchimp	146.00	Monthly Mailchimp email marketing fees, split between Golf (Champ), Golf (Mt), and Parks & Rec marketing operations accounts	30354898-7415
Paul A	Raymore	7/8/2024	Adobe *adobe	59.99	Monthly licensing fees for Adobe Creative Cloud software – Marketing Manager subscription	30343498-7310
Paul A	Raymore	7/8/2024	Adobe *adobe	59.99	Monthly licensing fees for Adobe Creative Cloud software – Video Photo Coordinator subscription	30343498-7310
Paul A	Raymore	7/1/2024	Dji Drones	239.00	DJI Care drone extended warranty	30343498-7310
Paul A	Raymore	7/1/2024	Gopro.Com/Subscription	49.99	Annual GoPro subscription service for digital uploads and storage of GoPro footage + editing tools	30343498-7310

First Name	Last Name	Posting Date	Supplier - Name	Amount	Description	GL Code
Paul A	Raymore	7/1/2024	Gdit Faa 34ccfty	5.00	Aerial drone pilots licensing	30343498-7310
Rich	Allen	7/26/2024	Harbor Freight Tools 24	64.95	fee from FAA for Video Photo Coordinator	4041519-7490
Rich	Allen	7/18/2024	Band Saw Blades Direct	197.37	Supplies	4041519-7490
Ronnie	Rector	7/3/2024	Ams*service Fee 101573	1.51	Notice of Completion	40425293-7415
Ronnie	Rector	7/3/2024	Washoe Co Recorder Otc	43.00	Recording Fee	40425293-7415
Ronnie	Rector	7/3/2024	Ams*service Fee 101573	1.51	Notice of Completion	40425293-7415
Ronnie	Rector	7/3/2024	Washoe Co Recorder Otc	43.00	Notice of Completion	40425293-7415
Samantha	Gough	7/1/2024	Flume Trail Bikes	45.50	Beach	40425293-7415
Samantha	Gough	7/1/2024	Flume Trail Bikes	45.50	Bike repair	39003978-7415
Sarah G	Vidra	7/8/2024	Schedulicity8775820494	34.99	Bike repair	10004378-7415
Scott	Hubele	7/8/2024	California Water Environ	345.00	Scheduling software for HHW and E-Waste May - Oct 2024	20002738-7330
Steve	Gibbs	7/19/2024	Ebay O*16-11829-70578	123.17	CSM - 1 Renewal Fee	20002523-7680
Steve	Gibbs	7/17/2024	Postal Express	118.40	Circuit board for centrifuge	20002523-7510
Steven	Phillips	7/18/2024	Appointment-Plus/Stormsou	39.50	Sent in TSS old EFF probe	20002523-7510
Steven	Phillips	7/18/2024	Appointment-Plus/Stormsou	39.50	Scheduling software	10004378-7340
Steven	Phillips	7/15/2024	Acco Brands Direct	29.25	subscription for activities & events throughout parks and beaches and maintenance.	39003978-7340
Steven	Phillips	7/15/2024	Acco Brands Direct	29.25	Scheduling software	10004378-7415
Susan A	Herron	7/19/2024	In *oncourt Offcourt, Ltd	1,784.00	events throughout parks and beaches and maintenance.	39003974-7415
					Ms. Shorin's donation	30384588-7415

First Name	Last Name	Posting Date	Supplier - Name	Amount	Description	GL Code
Troy	Sanders	7/24/2024	Sq *nevada Water Environm	130.00	Collections Certification Renewal NWEA	20002522-7340
Troy	Sanders	7/15/2024	Tessco Technologies	1,141.23	Tools and supplies for Communications	20002224-7440
Troy	Sanders	7/15/2024	Radwell International	671.86	HMI Screen for Solids Handling	20002523-7520
Troy	Sanders	7/12/2024	Tessco Technologies	51.84	Tools and supplies for Communications	20002224-7440
Troy	Sanders	7/4/2024	Tessco Technologies	1,268.33	Tools and supplies for Communications	20002224-7440
Troy	Sanders	7/3/2024	Absolute Suppliers	1,024.41	Replacement Sump Pump for SPS-01	20002522-7520
Zachery	Stephens	7/22/2024	The Home Depot #3312	124.00	WRRF lab blind	20002523-7510
				29,430.96		

MONTHLY FINANCIAL SUMMARY REPORTS

STATEMENT OF SOURCES AND USES

FISCAL YEAR 2024/25

JULY 2024

District Wide Summary

District-wide Roll-up

General Fund

Utility Fund

Community Services Fund

Beach Fund

Internal Services

MONTH- END FINANCIAL RESULTS
STATEMENT OF SOURCES AND USES

JULY 2024

	Amended Budget	Current Month Budget	Current Month Actual	Month Budget Variance	YTD Budget	YTD Actual	YTD Budget Variance	Remaining Budget	YTD % of Budget
100 General Fund									
Sources	4,730,729	394,227	43,287	(350,940)	394,227	43,287	(350,940)	4,687,442	1%
Uses	4,431,689	369,307	288,129	81,178	369,307	288,129	81,178	4,143,560	7%
Net Sources/Uses	299,040	24,920	(244,842)	(269,762)	24,920	(244,842)	(269,762)		
200 Utilities									
Sources	37,360,555	3,113,380	1,813,976	(1,299,403)	3,113,380	1,813,976	(1,299,403)	35,546,579	5%
Uses	33,751,910	2,812,659	2,360,054	452,605	2,812,659	2,360,054	452,605	31,391,856	7%
Net Sources/Uses	3,608,645	300,720	(546,078)	(846,798)	300,720	(546,078)	(846,798)		
300 Community Services									
Sources	25,275,383	2,106,282	2,069,871	(36,411)	2,106,282	2,069,871	(36,411)	23,205,512	8%
Uses	25,626,866	2,135,572	2,003,869	131,703	2,135,572	2,003,869	131,703	23,622,996	8%
Net Sources/Uses	(351,483)	(29,290)	66,001	95,291	(29,290)	66,001	95,291		
390 Beach									
Sources	3,826,700	318,892	776,100	457,209	318,892	776,100	457,209	3,050,600	20%
Uses	6,634,530	552,877	416,437	136,441	552,877	416,437	136,441	6,218,093	6%
Net Sources/Uses	(2,807,830)	(233,986)	359,664	593,650	(233,986)	359,664	593,650		
400 Internal Services									
Sources	3,861,749	321,812	226,618	(95,194)	321,812	226,618	(95,194)	3,635,131	6%
Uses	3,851,787	320,982	166,648	154,334	320,982	166,648	154,334	3,685,139	4%
Net Sources/Uses	9,962	830	59,970	59,140	830	59,970	59,140		
DISTRICT-WIDE SUMMARY									
Sources	75,055,116	6,254,593	4,929,853	(1,324,740)	6,254,593	4,929,853	(1,324,740)	70,125,263	7%
Uses	74,296,782	6,191,399	5,235,137	956,261	6,191,399	5,235,137	956,261	69,061,645	7%
Net Sources/Uses	758,334	63,194	(305,285)	(368,479)	63,194	(305,285)	(368,479)		

MONTH- END FINANCIAL RESULTS
STATEMENT OF SOURCES AND USES

JULY 2024

COMMUNITY SERVICES: OPERATIONS BY VENUE

	Amended Budget	Current Month Budget	Current Month Actual	Month Budget Variance	YTD Budget	YTD Actual	YTD Budget Variance	Remaining Budget	YTD % of Budget
320 Golf									
Golf - Championship Course									
Sources	4,602,901	383,575	1,090,543	706,968	383,575	1,090,543	706,968	3,512,358	24%
Uses	5,165,098	430,425	699,049	(268,624)	430,425	699,049	(268,624)	4,466,050	14%
Net Sources/Uses	<u>(562,197)</u>	<u>(46,850)</u>	<u>391,494</u>	<u>438,344</u>	<u>(46,850)</u>	<u>391,494</u>	<u>438,344</u>		
Golf - Mountain Course									
Sources	1,327,982	110,665	389,462	278,797	110,665	389,462	278,797	938,520	29%
Uses	1,450,757	120,896	192,297	(71,400)	120,896	192,297	(71,400)	1,258,460	13%
Net Sources/Uses	<u>(122,775)</u>	<u>(10,231)</u>	<u>197,165</u>	<u>207,396</u>	<u>(10,231)</u>	<u>197,165</u>	<u>207,396</u>		
330 Facilities									
Sources	2,098,000	174,833	276,444	101,611	174,833	276,444	101,611	1,821,556	13%
Uses	1,770,284	147,524	151,956	(4,433)	147,524	151,956	(4,433)	1,618,327	9%
Net Sources/Uses	<u>327,716</u>	<u>27,310</u>	<u>124,487</u>	<u>97,178</u>	<u>27,310</u>	<u>124,487</u>	<u>97,178</u>		
340 Ski									
Sources	14,104,350	1,175,363	21,428	(1,153,934)	1,175,363	21,428	(1,153,934)	14,082,922	0%
Uses	12,293,355	1,024,446	599,753	424,693	1,024,446	599,753	424,693	11,693,602	5%
Net Sources/Uses	<u>1,810,995</u>	<u>150,916</u>	<u>(578,325)</u>	<u>(729,241)</u>	<u>150,916</u>	<u>(578,325)</u>	<u>(729,241)</u>		
350 Recreation									
Sources	2,446,236	203,853	152,820	(51,033)	203,853	152,820	(51,033)	2,293,416	6%
Uses	4,077,157	339,763	283,193	56,570	339,763	283,193	56,570	3,793,964	7%
Net Sources/Uses	<u>(1,630,921)</u>	<u>(135,910)</u>	<u>(130,373)</u>	<u>5,538</u>	<u>(135,910)</u>	<u>(130,373)</u>	<u>5,538</u>		
380 Tennis									
Sources	333,163	27,764	113,935	86,171	27,764	113,935	86,171	219,228	34%
Uses	367,418	30,618	61,419	(30,801)	30,618	61,419	(30,801)	305,999	17%
Net Sources/Uses	<u>(34,255)</u>	<u>(2,855)</u>	<u>52,516</u>	<u>55,371</u>	<u>(2,855)</u>	<u>52,516</u>	<u>55,371</u>		
360 Community Services Administration									
Sources	362,751	30,229	25,238	(4,991)	30,229	25,238	(4,991)	337,513	7%
Uses	502,796	41,900	16,203	25,697	41,900	16,203	25,697	486,593	3%
Net Sources/Uses	<u>(140,045)</u>	<u>(11,670)</u>	<u>9,036</u>	<u>20,706</u>	<u>(11,670)</u>	<u>9,036</u>	<u>20,706</u>		
COMMUNITY SERVICES SUMMARY									
Sources	25,275,383	2,106,282	2,069,871	(36,411)	2,106,282	2,069,871	(36,411)	23,205,512	8%
Uses	25,626,866	2,135,572	2,003,869	131,703	2,135,572	2,003,869	131,703	23,622,996	8%
Net Sources/Uses	<u>(351,483)</u>	<u>(29,290)</u>	<u>66,001</u>	<u>95,291</u>	<u>(29,290)</u>	<u>66,001</u>	<u>95,291</u>		

MONTH- END FINANCIAL RESULTS
STATEMENT OF SOURCES AND USES
JULY 2024

INTERNAL SERVICES: OPERATIONS BY VENUE

	Amended Budget	Current Month Budget	Current Month Actual	Month Budget Variance	YTD Budget	YTD Actual	YTD Budget Variance	Remaining Budget	YTD % of Budget
410 Fleet									
Sources	1,523,800	126,983	116,059	(10,924)	126,983	116,059	(10,924)	1,407,741	8%
Uses	1,523,800	126,983	78,705	48,279	126,983	78,705	48,279	1,445,095	5%
Net Sources/Uses	-	-	37,354	37,354	-	37,354	37,354		
420 Engineering									
Sources	1,380,600	115,050	54,643	(60,407)	115,050	54,643	(60,407)	1,325,957	4%
Uses	1,370,638	114,220	41,743	72,477	114,220	41,743	72,477	1,328,895	3%
Net Sources/Uses	9,962	830	12,900	12,070	830	12,900	12,070		
430 Buildings									
Sources	957,349	79,779	55,917	(23,863)	79,779	55,917	(23,863)	901,432	6%
Uses	957,349	79,779	46,201	33,579	79,779	46,201	33,579	911,148	5%
Net Sources/Uses	(0)	(0)	9,716	9,716	(0)	9,716	9,716		
INTERNAL SERVICES SUMMARY									
Sources	3,861,749	321,812	226,618	(95,194)	321,812	226,618	(95,194)	3,635,131	6%
Uses	3,851,787	320,982	166,648	154,334	320,982	166,648	154,334	3,685,139	4%
Net Sources/Uses	9,962	830	59,970	59,140	830	59,970	59,140		

**INCLINE VILLAGE GENERAL IMPROVEMENT DISTRICT
STATEMENT OF SOURCES AND USES
ALL DISTRICT**

CURRENT YEAR TO BUDGET COMPARISON

Fiscal Year 2025

JULY 2024

	Amended Budget	Current Month Budget	Current Month Actual	Month Budget Variance	YTD Budget	YTD Actual	YTD Budget Variance
SOURCES							
Ad Valorem Property Tax	2,228,155	185,680	-	(185,680)	185,680	-	(185,680)
Consolidated Taxes	2,146,461	178,872	-	(178,872)	178,872	-	(178,872)
Charges for Services	42,176,451	3,514,704	4,535,151	1,020,447	3,514,704	4,535,151	1,020,447
Facility Fees	3,561,750	296,813	-	(296,813)	296,813	-	(296,813)
Intergovernmental - Operating Grants	89,875	7,490	2,449	(5,040)	7,490	2,449	(5,040)
Interfund Services	4,165,652	347,138	249,817	(97,320)	347,138	249,817	(97,320)
Non Operating Income/Leases	147,883	12,324	3,103	(9,220)	12,324	3,103	(9,220)
Investment Earnings	999,800	83,317	139,332	56,015	83,317	139,332	56,015
Capital Grants	9,539,089	794,924	-	(794,924)	794,924	-	(794,924)
Proceeds from Capital Asset Dispositions	-	-	-	-	-	-	-
Debt Proceeds	10,000,000	833,333	-	(833,333)	833,333	-	(833,333)
TOTAL SOURCES	75,055,116	6,254,593	4,929,853	(1,324,740)	6,254,593	4,929,853	(1,324,740)
USES							
Salaries and Wages	19,519,545	1,626,629	1,205,886	420,743	1,626,629	1,205,886	420,743
Employee Fringe	8,290,311	690,859	451,670	239,189	690,859	451,670	239,189
Total Personnel Cost	27,809,856	2,317,488	1,657,555	659,933	2,317,488	1,657,555	659,933
Professional Services	705,300	58,775	5,587	53,188	58,775	5,587	53,188
Services and Supplies	13,487,923	1,123,994	428,412	695,582	1,123,994	428,412	695,582
Insurance	1,351,924	112,660	1,335,205	(1,222,544)	112,660	1,335,205	(1,222,544)
Utilities	3,295,100	274,592	113,149	161,442	274,592	113,149	161,442
Cost of Goods Sold	1,757,229	146,436	265,024	(118,589)	146,436	265,024	(118,589)
Central Services Cost	-	-	-	-	-	-	-
Defensible Space	200,000	16,667	-	16,667	16,667	-	16,667
Capital Improvements	25,006,200	2,083,850	1,197,678	886,172	2,083,850	1,197,678	886,172
Debt Service	683,250	56,938	232,526	(175,589)	56,938	232,526	(175,589)
Extraordinary	-	-	-	-	-	-	-
Transfers Out	-	-	-	-	-	-	-
TOTAL USES	74,296,782	6,191,399	5,235,137	956,261	6,191,399	5,235,137	956,261
SOURCES(USES)	758,334	63,194	(305,285)	(368,479)	63,194	(305,285)	(368,479)

**INCLINE VILLAGE GENERAL IMPROVEMENT DISTRICT
STATEMENT OF SOURCES AND USES
GENERAL FUND**

CURRENT YEAR TO BUDGET COMPARISON

Fiscal Year 2025

JULY 2024

	Amended Budget	Current Month Budget	Current Month Actual	Month Budget Variance	YTD Budget	YTD Actual	YTD Budget Variance
SOURCES							
Ad Valorem Property Tax	2,228,155	185,680	-	(185,680)	185,680	-	(185,680)
Consolidated Taxes	2,146,461	178,872	-	(178,872)	178,872	-	(178,872)
Charges for Services	64,235	5,353	16,165	10,812	5,353	16,165	10,812
Intergovernmental - Operating Grants	22,875	1,906	2,449	543	1,906	2,449	543
Interfund Services	145,903	12,159	14,277	2,118	12,159	14,277	2,118
Non Operating Income/Leases	12,100	1,008	-	(1,008)	1,008	-	(1,008)
Investment Earnings	111,000	9,250	10,396	1,146	9,250	10,396	1,146
TOTAL SOURCES	4,730,729	394,227	43,287	(350,940)	394,227	43,287	(350,940)
USES							
Salaries and Wages	4,045,786	337,149	221,765	115,384	337,149	221,765	115,384
Employee Fringe	1,791,014	149,251	93,310	55,941	149,251	93,310	55,941
Total Personnel Cost	5,836,800	486,400	315,076	171,324	486,400	315,076	171,324
Professional Services	484,100	40,342	-	40,342	40,342	-	40,342
Services and Supplies	1,191,699	99,308	37,348	61,961	99,308	37,348	61,961
Insurance	66,033	5,503	65,016	(59,513)	5,503	65,016	(59,513)
Utilities	260,100	21,675	14,631	7,044	21,675	14,631	7,044
Central Services Cost	(3,742,043)	(311,837)	(145,160)	(166,677)	(311,837)	(145,160)	(166,677)
Capital Improvements	335,000	27,917	1,219	26,698	27,917	1,219	26,698
Extraordinary	-	-	-	-	-	-	-
TOTAL USES	4,431,689	369,307	288,129	81,178	369,307	288,129	81,178
SOURCES(USES)	299,040	24,920	(244,842)	(269,762)	24,920	(244,842)	(269,762)

**INCLINE VILLAGE GENERAL IMPROVEMENT DISTRICT
STATEMENT OF SOURCES AND USES
UTILITY FUND**

CURRENT YEAR TO BUDGET COMPARISON

Fiscal Year 2025
JULY 2024

	Amended Budget	Current Month Budget	Current Month Actual	Month Budget Variance	YTD Budget	YTD Actual	YTD Budget Variance
SOURCES							
Charges for Services	17,310,866	1,442,572	1,723,982	281,410	1,442,572	1,723,982	281,410
Interfund Services	158,000	13,167	8,924	(4,242)	13,167	8,924	(4,242)
Investment Earnings	352,600	29,383	81,070	51,687	29,383	81,070	51,687
Capital Grants	9,539,089	794,924	-	(794,924)	794,924	-	(794,924)
Debt Proceeds	10,000,000	833,333	-	(833,333)	833,333	-	(833,333)
TOTAL SOURCES	37,360,555	3,113,380	1,813,976	(1,299,403)	3,113,380	1,813,976	(1,299,403)
USES							
Salaries and Wages	3,938,397	328,200	217,730	110,470	328,200	217,730	110,470
Employee Fringe	2,173,832	181,153	115,232	65,921	181,153	115,232	65,921
Total Personnel Cost	6,112,229	509,352	332,962	176,391	509,352	332,962	176,391
Professional Services	166,000	13,833	5,587	8,246	13,833	5,587	8,246
Services and Supplies	5,763,380	480,282	118,030	362,251	480,282	118,030	362,251
Insurance	448,004	37,334	441,105	(403,771)	37,334	441,105	(403,771)
Utilities	1,327,400	110,617	4,465	106,152	110,617	4,465	106,152
Central Services Cost	1,471,647	122,637	40,227	82,410	122,637	40,227	82,410
Defensible Space	100,000	8,333	-	8,333	8,333	-	8,333
Capital Improvements	17,680,000	1,473,333	1,185,152	288,181	1,473,333	1,185,152	288,181
Debt Service	683,250	56,938	232,526	(175,589)	56,938	232,526	(175,589)
Transfers Out	-	-	-	-	-	-	-
TOTAL USES	33,751,910	2,812,659	2,360,054	452,605	2,812,659	2,360,054	452,605
SOURCES(USES)	3,608,645	300,720	(546,078)	(846,798)	300,720	(546,078)	(846,798)

**INCLINE VILLAGE GENERAL IMPROVEMENT DISTRICT
STATEMENT OF SOURCES AND USES
UTILITY FUND - WATER**

CURRENT YEAR TO BUDGET COMPARISON

Fiscal Year 2025
JULY 2024

	Amended Budget	Current Month Budget	Current Month Actual	Month Budget Variance	YTD Budget	YTD Actual	YTD Budget Variance
SOURCES							
Charges for Services	7,180,493	598,374	842,603	244,229	598,374	842,603	244,229
Interfund Services	158,000	13,167	8,924	(4,242)	13,167	8,924	(4,242)
Investment Earnings	176,300	14,692	40,535	25,843	14,692	40,535	25,843
TOTAL SOURCES	7,514,793	626,233	892,062	265,830	626,233	892,062	265,830
USES							
Salaries and Wages	1,686,700	140,558	87,725	52,834	140,558	87,725	52,834
Employee Fringe	1,008,500	84,042	47,989	36,052	84,042	47,989	36,052
Total Personnel Cost	2,695,200	224,600	135,714	88,886	224,600	135,714	88,886
Professional Services	83,000	6,917	-	6,917	6,917	-	6,917
Services and Supplies	3,444,038	287,003	37,549	249,454	287,003	37,549	249,454
Insurance	217,771	18,148	214,417	(196,270)	18,148	214,417	(196,270)
Utilities	620,100	51,675	1,169	50,506	51,675	1,169	50,506
Central Services Cost	722,233	60,186	19,309	40,877	60,186	19,309	40,877
Defensible Space	50,000	4,167	-	4,167	4,167	-	4,167
Capital Improvements	1,575,000	131,250	18,358	112,892	131,250	18,358	112,892
Debt Service	303,411	25,284	134,226	(108,942)	25,284	134,226	(108,942)
Transfers Out	-	-	-	-	-	-	-
TOTAL USES	9,710,753	809,229	560,743	248,487	809,229	560,743	248,487
SOURCES(USES)	(2,195,960)	(182,997)	331,319	514,316	(182,997)	331,319	514,316

**INCLINE VILLAGE GENERAL IMPROVEMENT DISTRICT
STATEMENT OF SOURCES AND USES
UTILITY FUND - SEWER**

CURRENT YEAR TO BUDGET COMPARISON

Fiscal Year 2025

JULY 2024

	Amended Budget	Current Month Budget	Current Month Actual	Month Budget Variance	YTD Budget	YTD Actual	YTD Budget Variance
SOURCES							
Charges for Services	9,544,185	795,349	780,469	(14,880)	795,349	780,469	(14,880)
Investment Earnings	176,300	14,692	40,535	25,843	14,692	40,535	25,843
Capital Grants	9,539,089	794,924	-	(794,924)	794,924	-	(794,924)
Proceeds from Capital Asset Dispositions	-	-	-	-	-	-	-
Debt Proceeds	10,000,000	833,333	-	(833,333)	833,333	-	(833,333)
TOTAL SOURCES	29,259,574	2,438,298	821,004	(1,617,294)	2,438,298	821,004	(1,617,294)
USES							
Salaries and Wages	2,023,146	168,595	118,460	50,135	168,595	118,460	50,135
Employee Fringe	1,047,097	87,258	61,001	26,257	87,258	61,001	26,257
Total Personnel Cost	3,070,243	255,854	179,461	76,392	255,854	179,461	76,392
Professional Services	83,000	6,917	5,587	1,330	6,917	5,587	1,330
Services and Supplies	2,140,685	178,390	65,272	113,118	178,390	65,272	113,118
Insurance	230,233	19,186	226,687	(207,501)	19,186	226,687	(207,501)
Utilities	705,500	58,792	3,163	55,629	58,792	3,163	55,629
Central Services Cost	678,084	56,507	18,102	38,405	56,507	18,102	38,405
Defensible Space	50,000	4,167	-	4,167	4,167	-	4,167
Capital Improvements	16,105,000	1,342,083	1,166,794	175,289	1,342,083	1,166,794	175,289
Debt Service	379,839	31,653	98,300	(66,647)	31,653	98,300	(66,647)
Transfers Out	-	-	-	-	-	-	-
TOTAL USES	23,442,584	1,953,549	1,763,367	190,182	1,953,549	1,763,367	190,182
SOURCES(USES)	5,816,990	484,749	(942,362)	(1,427,111)	484,749	(942,362)	(1,427,111)

**INCLINE VILLAGE GENERAL IMPROVEMENT DISTRICT
STATEMENT OF SOURCES AND USES
UTILITY FUND - SOLID WASTE**

CURRENT YEAR TO BUDGET COMPARISON

Fiscal Year 2025
JULY 2024

	Amended Budget	Current Month Budget	Current Month Actual	Month Budget Variance	YTD Budget	YTD Actual	YTD Budget Variance
SOURCES							
Charges for Services	400,000	33,333	100,910	67,576	33,333	100,910	67,576
TOTAL SOURCES	400,000	33,333	100,910	67,576	33,333	100,910	67,576
USES							
Salaries and Wages	152,125	12,677	7,589	5,088	12,677	7,589	5,088
Employee Fringe	77,521	6,460	4,086	2,374	6,460	4,086	2,374
Total Personnel Cost	229,646	19,137	11,675	7,462	19,137	11,675	7,462
Services and Supplies	126,857	10,571	12,144	(1,573)	10,571	12,144	(1,573)
Utilities	1,600	133	134	(0)	133	134	(0)
Central Services Cost	41,897	3,491	2,011	1,480	3,491	2,011	1,480
TOTAL USES	400,000	33,333	25,964	7,369	33,333	25,964	7,369

**INCLINE VILLAGE GENERAL IMPROVEMENT DISTRICT
STATEMENT OF SOURCES AND USES
UTILITY FUND - TAHOE WATER SUPPLIERS ASSOCIATION**

CURRENT YEAR TO BUDGET COMPARISON

Fiscal Year 2025
JULY 2024

	Amended Budget	Current Month Budget	Current Month Actual	Month Budget Variance	YTD Budget	YTD Actual	YTD Budget Variance
SOURCES							
Charges for Services	186,188	15,516	-	(15,516)	15,516	-	(15,516)
TOTAL SOURCES	186,188	15,516	-	(15,516)	15,516	-	(15,516)
USES							
Salaries and Wages	76,426	6,369	3,955	2,413	6,369	3,955	2,413
Employee Fringe	40,714	3,393	2,156	1,237	3,393	2,156	1,237
Total Personnel Cost	117,140	9,762	6,111	3,650	9,762	6,111	3,650
Services and Supplies	51,800	4,317	3,064	1,252	4,317	3,064	1,252
Utilities	200	17	-	17	17	-	17
Central Services Cost	29,433	2,453	805	1,648	2,453	805	1,648
TOTAL USES	198,573	16,548	9,981	6,567	16,548	9,981	6,567

**INCLINE VILLAGE GENERAL IMPROVEMENT DISTRICT
STATEMENT OF SOURCES AND USES
COMMUNITY SERVICES FUND**

CURRENT YEAR TO BUDGET COMPARISON

Fiscal Year 2025

JULY 2024

	Amended Budget	Current Month Budget	Current Month Actual	Month Budget Variance	YTD Budget	YTD Actual	YTD Budget Variance
SOURCES							
Charges for Services	23,399,650	1,949,971	2,032,325	82,355	1,949,971	2,032,325	82,355
Facility Fees	1,233,150	102,763	-	(102,763)	102,763	-	(102,763)
Intergovernmental - Operating Grants	67,000	5,583	-	(5,583)	5,583	-	(5,583)
Non Operating Income/Leases	135,783	11,315	3,103	(8,212)	11,315	3,103	(8,212)
Investment Earnings	439,800	36,650	34,442	(2,208)	36,650	34,442	(2,208)
TOTAL SOURCES	25,275,383	2,106,282	2,069,871	(36,411)	2,106,282	2,069,871	(36,411)
USES							
Salaries and Wages	8,649,500	720,792	479,750	241,042	720,792	479,750	241,042
Employee Fringe	3,046,829	253,902	158,173	95,729	253,902	158,173	95,729
Total Personnel Cost	11,696,329	974,694	637,923	336,771	974,694	637,923	336,771
Professional Services	28,200	2,350	-	2,350	2,350	-	2,350
Services and Supplies	5,045,207	420,434	205,623	214,811	420,434	205,623	214,811
Insurance	777,329	64,777	769,459	(704,681)	64,777	769,459	(704,681)
Utilities	1,526,700	127,225	80,687	46,538	127,225	80,687	46,538
Cost of Goods Sold	1,665,929	138,827	209,330	(70,503)	138,827	209,330	(70,503)
Central Services Cost	2,045,972	170,498	89,683	80,815	170,498	89,683	80,815
Defensible Space	100,000	8,333	-	8,333	8,333	-	8,333
Capital Improvements	2,741,200	228,433	11,164	217,269	228,433	11,164	217,269
Debt Service	-	-	-	-	-	-	-
TOTAL USES	25,626,866	2,135,572	2,003,869	131,703	2,135,572	2,003,869	131,703

**INCLINE VILLAGE GENERAL IMPROVEMENT DISTRICT
STATEMENT OF SOURCES AND USES
CHAMPIONSHIP GOLF**

CURRENT YEAR TO BUDGET COMPARISON

Fiscal Year 2025

JULY 2024

	Amended Budget	Current Month Budget	Current Month Actual	Month Budget Variance	YTD Budget	YTD Actual	YTD Budget Variance
SOURCES							
Charges for Services	4,324,500	360,375	1,090,543	730,168	360,375	1,090,543	730,168
Facility Fees	278,401	23,200	-	(23,200)	23,200	-	(23,200)
Investment Earnings	-	-	-	-	-	-	-
TOTAL SOURCES	4,602,901	383,575	1,090,543	706,968	383,575	1,090,543	706,968
USES							
Salaries and Wages	1,703,112	141,926	174,219	(32,293)	141,926	174,219	(32,293)
Employee Fringe	583,588	48,632	51,806	(3,173)	48,632	51,806	(3,173)
Total Personnel Cost	2,286,700	190,558	226,024	(35,466)	190,558	226,024	(35,466)
Professional Services	3,150	263	-	263	263	-	263
Services and Supplies	813,500	67,792	61,090	6,701	67,792	61,090	6,701
Insurance	216,519	18,043	213,185	(195,141)	18,043	213,185	(195,141)
Utilities	312,100	26,008	47,536	(21,528)	26,008	47,536	(21,528)
Cost of Goods Sold	619,755	51,646	121,678	(70,031)	51,646	121,678	(70,031)
Central Services Cost	433,374	36,115	29,536	6,579	36,115	29,536	6,579
Capital Improvements	480,000	40,000	-	40,000	40,000	-	40,000
Debt Service	-	-	-	-	-	-	-
TOTAL USES	5,165,098	430,425	699,049	(268,624)	430,425	699,049	(268,624)

**INCLINE VILLAGE GENERAL IMPROVEMENT DISTRICT
STATEMENT OF SOURCES AND USES
MOUNTAIN GOLF**

CURRENT YEAR TO BUDGET COMPARISON

Fiscal Year 2025
JULY 2024

	Amended Budget	Current Month Budget	Current Month Actual	Month Budget Variance	YTD Budget	YTD Actual	YTD Budget Variance
SOURCES							
Charges for Services	1,222,800	101,900	387,478	285,578	101,900	387,478	285,578
Facility Fees	60,799	5,067	-	(5,067)	5,067	-	(5,067)
Non Operating Income/Leases	44,383	3,699	1,983	(1,715)	3,699	1,983	(1,715)
Investment Earnings	-	-	-	-	-	-	-
TOTAL SOURCES	1,327,982	110,665	389,462	278,797	110,665	389,462	278,797
USES							
Salaries and Wages	434,270	36,189	56,720	(20,531)	36,189	56,720	(20,531)
Employee Fringe	175,130	14,594	14,671	(77)	14,594	14,671	(77)
Total Personnel Cost	609,400	50,783	71,391	(20,608)	50,783	71,391	(20,608)
Professional Services	3,050	254	-	254	254	-	254
Services and Supplies	412,515	34,376	22,705	11,672	34,376	22,705	11,672
Insurance	43,169	3,597	42,504	(38,907)	3,597	42,504	(38,907)
Utilities	122,600	10,217	21,825	(11,608)	10,217	21,825	(11,608)
Cost of Goods Sold	113,266	9,439	25,786	(16,347)	9,439	25,786	(16,347)
Central Services Cost	146,757	12,230	8,086	4,144	12,230	8,086	4,144
Capital Improvements	-	-	-	-	-	-	-
Debt Service	-	-	-	-	-	-	-
TOTAL USES	1,450,757	120,896	192,297	(71,400)	120,896	192,297	(71,400)

**INCLINE VILLAGE GENERAL IMPROVEMENT DISTRICT
STATEMENT OF SOURCES AND USES
FACILITIES**

CURRENT YEAR TO BUDGET COMPARISON

Fiscal Year 2025

JULY 2024

	Amended Budget	Current Month Budget	Current Month Actual	Month Budget Variance	YTD Budget	YTD Actual	YTD Budget Variance
SOURCES							
Charges for Services	2,098,000	174,833	276,444	101,611	174,833	276,444	101,611
Facility Fees	-	-	-	-	-	-	-
Investment Earnings	-	-	-	-	-	-	-
TOTAL SOURCES	2,098,000	174,833	276,444	101,611	174,833	276,444	101,611
USES							
Salaries and Wages	521,524	43,460	40,165	3,296	43,460	40,165	3,296
Employee Fringe	294,005	24,500	16,751	7,749	24,500	16,751	7,749
Total Personnel Cost	815,529	67,961	56,916	11,045	67,961	56,916	11,045
Professional Services	-	-	-	-	-	-	-
Services and Supplies	348,100	29,008	19,081	9,928	29,008	19,081	9,928
Insurance	6,643	554	6,541	(5,987)	554	6,541	(5,987)
Utilities	79,800	6,650	1,031	5,619	6,650	1,031	5,619
Cost of Goods Sold	329,200	27,433	61,867	(34,433)	27,433	61,867	(34,433)
Central Services Cost	147,012	12,251	6,522	5,729	12,251	6,522	5,729
Capital Improvements	44,000	3,667	-	3,667	3,667	-	3,667
TOTAL USES	1,770,284	147,524	151,956	(4,433)	147,524	151,956	(4,433)

INCLINE VILLAGE GENERAL IMPROVEMENT DISTRICT
STATEMENT OF SOURCES AND USES
SKI

CURRENT YEAR TO BUDGET COMPARISON

Fiscal Year 2025
 JULY 2024

	Amended Budget	Current Month Budget	Current Month Actual	Month Budget Variance	YTD Budget	YTD Actual	YTD Budget Variance
SOURCES							
Charges for Services	13,818,150	1,151,513	(484)	(1,151,997)	1,151,513	(484)	(1,151,997)
Facility Fees	-	-	-	-	-	-	-
Non Operating Income/Leases	91,400	7,617	1,120	(6,497)	7,617	1,120	(6,497)
Investment Earnings	194,800	16,233	20,793	4,559	16,233	20,793	4,559
Proceeds from Capital Asset Dispositions	-	-	-	-	-	-	-
TOTAL SOURCES	14,104,350	1,175,363	21,428	(1,153,934)	1,175,363	21,428	(1,153,934)
USES							
Salaries and Wages	4,293,321	357,777	72,626	285,151	357,777	72,626	285,151
Employee Fringe	1,430,679	119,223	38,115	81,109	119,223	38,115	81,109
Total Personnel Cost	5,724,000	477,000	110,740	366,260	477,000	110,740	366,260
Professional Services	12,000	1,000	-	1,000	1,000	-	1,000
Services and Supplies	2,682,501	223,542	63,477	160,064	223,542	63,477	160,064
Insurance	388,186	32,349	386,309	(353,960)	32,349	386,309	(353,960)
Utilities	780,900	65,075	6,474	58,601	65,075	6,474	58,601
Cost of Goods Sold	574,300	47,858	-	47,858	47,858	-	47,858
Central Services Cost	1,006,468	83,872	31,175	52,697	83,872	31,175	52,697
Capital Improvements	1,125,000	93,750	1,577	92,173	93,750	1,577	92,173
TOTAL USES	12,293,355	1,024,446	599,753	424,693	1,024,446	599,753	424,693

**INCLINE VILLAGE GENERAL IMPROVEMENT DISTRICT
STATEMENT OF SOURCES AND USES
RECREATION**

CURRENT YEAR TO BUDGET COMPARISON

Fiscal Year 2025
JULY 2024

	Amended Budget	Current Month Budget	Current Month Actual	Month Budget Variance	YTD Budget	YTD Actual	YTD Budget Variance
SOURCES							
Charges for Services	1,563,000	130,250	152,820	22,570	130,250	152,820	22,570
Facility Fees	807,636	67,303	-	(67,303)	67,303	-	(67,303)
Intergovernmental - Operating Grants	67,000	5,583	-	(5,583)	5,583	-	(5,583)
Investment Earnings	8,600	717	-	(717)	717	-	(717)
TOTAL SOURCES	2,446,236	203,853	152,820	(51,033)	203,853	152,820	(51,033)
USES							
Salaries and Wages	1,322,536	110,211	84,403	25,809	110,211	84,403	25,809
Employee Fringe	434,964	36,247	25,887	10,360	36,247	25,887	10,360
Total Personnel Cost	1,757,500	146,458	110,289	36,169	146,458	110,289	36,169
Professional Services	10,000	833	-	833	833	-	833
Services and Supplies	612,800	51,067	31,022	20,044	51,067	31,022	20,044
Insurance	119,306	9,942	117,469	(107,526)	9,942	117,469	(107,526)
Utilities	211,900	17,658	2,970	14,688	17,658	2,970	14,688
Cost of Goods Sold	21,800	1,817	-	1,817	1,817	-	1,817
Central Services Cost	251,651	20,971	11,856	9,115	20,971	11,856	9,115
Capital Improvements	1,092,200	91,017	9,587	81,430	91,017	9,587	81,430
TOTAL USES	4,077,157	339,763	283,193	56,570	339,763	283,193	56,570

**INCLINE VILLAGE GENERAL IMPROVEMENT DISTRICT
STATEMENT OF SOURCES AND USES
TENNIS**

CURRENT YEAR TO BUDGET COMPARISON

Fiscal Year 2025
JULY 2024

	Amended Budget	Current Month Budget	Current Month Actual	Month Budget Variance	YTD Budget	YTD Actual	YTD Budget Variance
SOURCES							
Charges for Services	316,200	26,350	113,935	87,585	26,350	113,935	87,585
Facility Fees	16,963	1,414	-	(1,414)	1,414	-	(1,414)
Investment Earnings	-	-	-	-	-	-	-
TOTAL SOURCES	333,163	27,764	113,935	86,171	27,764	113,935	86,171
USES							
Salaries and Wages	159,191	13,266	40,210	(26,944)	13,266	40,210	(26,944)
Employee Fringe	44,809	3,734	6,875	(3,141)	3,734	6,875	(3,141)
Total Personnel Cost	204,000	17,000	47,085	(30,085)	17,000	47,085	(30,085)
Professional Services	-	-	-	-	-	-	-
Services and Supplies	105,750	8,813	8,209	603	8,813	8,209	603
Insurance	3,506	292	3,452	(3,160)	292	3,452	(3,160)
Utilities	15,600	1,300	852	448	1,300	852	448
Cost of Goods Sold	7,608	634	-	634	634	-	634
Central Services Cost	30,954	2,580	1,821	759	2,580	1,821	759
Capital Improvements	-	-	-	-	-	-	-
TOTAL USES	367,418	30,618	61,419	(30,801)	30,618	61,419	(30,801)

**INCLINE VILLAGE GENERAL IMPROVEMENT DISTRICT
STATEMENT OF SOURCES AND USES
COMMUNITY SERVICES ADMINISTRATION**

CURRENT YEAR TO BUDGET COMPARISON

Fiscal Year 2025
JULY 2024

	Amended Budget	Current Month Budget	Current Month Actual	Month Budget Variance	YTD Budget	YTD Actual	YTD Budget Variance
SOURCES							
Charges for Services	57,000	4,750	11,589	6,839	4,750	11,589	6,839
Facility Fees	69,351	5,779	-	(5,779)	5,779	-	(5,779)
Investment Earnings	236,400	19,700	13,649	(6,051)	19,700	13,649	(6,051)
TOTAL SOURCES	362,751	30,229	25,238	(4,991)	30,229	25,238	(4,991)
USES							
Salaries and Wages	215,546	17,962	11,408	6,554	17,962	11,408	6,554
Employee Fringe	83,654	6,971	4,069	2,902	6,971	4,069	2,902
Total Personnel Cost	299,200	24,933	15,477	9,456	24,933	15,477	9,456
Services and Supplies	70,040	5,837	38	5,798	5,837	38	5,798
Utilities	3,800	317	-	317	317	-	317
Central Services Cost	29,756	2,480	687	1,793	2,480	687	1,793
Defensible Space	100,000	8,333	-	8,333	8,333	-	8,333
TOTAL USES	502,796	41,900	16,203	25,697	41,900	16,203	25,697

**INCLINE VILLAGE GENERAL IMPROVEMENT DISTRICT
STATEMENT OF SOURCES AND USES
BEACH FUND**

CURRENT YEAR TO BUDGET COMPARISON

Fiscal Year 2025

JULY 2024

	Amended Budget	Current Month Budget	Current Month Actual	Month Budget Variance	YTD Budget	YTD Actual	YTD Budget Variance
SOURCES							
Charges for Services	1,401,700	116,808	762,679	645,871	116,808	762,679	645,871
Facility Fees	2,328,600	194,050	-	(194,050)	194,050	-	(194,050)
Investment Earnings	96,400	8,033	13,422	5,388	8,033	13,422	5,388
TOTAL SOURCES	3,826,700	318,892	776,100	457,209	318,892	776,100	457,209
USES							
Salaries and Wages	972,710	81,059	198,335	(117,276)	81,059	198,335	(117,276)
Employee Fringe	282,290	23,524	38,563	(15,039)	23,524	38,563	(15,039)
Total Personnel Cost	1,255,000	104,583	236,898	(132,314)	104,583	236,898	(132,314)
Professional Services	12,000	1,000	-	1,000	1,000	-	1,000
Services and Supplies	573,055	47,755	36,365	11,389	47,755	36,365	11,389
Insurance	59,951	4,996	59,028	(54,032)	4,996	59,028	(54,032)
Utilities	168,800	14,067	13,059	1,008	14,067	13,059	1,008
Cost of Goods Sold	91,300	7,608	55,694	(48,086)	7,608	55,694	(48,086)
Central Services Cost	224,424	18,702	15,250	3,452	18,702	15,250	3,452
Capital Improvements	4,250,000	354,167	143	354,023	354,167	143	354,023
TOTAL USES	6,634,530	552,877	416,437	136,441	552,877	416,437	136,441

**INCLINE VILLAGE GENERAL IMPROVEMENT DISTRICT
STATEMENT OF SOURCES AND USES
INTERNAL SERVICES FUND**

CURRENT YEAR TO BUDGET COMPARISON

Fiscal Year 2025
JULY 2024

	Amended Budget	Current Month Budget	Current Month Actual	Month Budget Variance	YTD Budget	YTD Actual	YTD Budget Variance
SOURCES							
Interfund Services	3,861,749	321,812	226,616	(95,196)	321,812	226,616	(95,196)
Investment Earnings	-	-	2	2	-	2	2
TOTAL SOURCES	3,861,749	321,812	226,618	(95,194)	321,812	226,618	(95,194)
USES							
Salaries and Wages	1,913,153	159,429	88,306	71,124	159,429	88,306	71,124
Employee Fringe	996,346	83,029	46,392	36,637	83,029	46,392	36,637
Total Personnel Cost	2,909,498	242,458	134,697	107,761	242,458	134,697	107,761
Professional Services	15,000	1,250	-	1,250	1,250	-	1,250
Services and Supplies	914,582	76,215	31,046	45,169	76,215	31,046	45,169
Insurance	607	51	598	(547)	51	598	(547)
Utilities	12,100	1,008	307	701	1,008	307	701
Cost of Goods Sold	-	-	-	-	-	-	-
Capital Improvements	-	-	-	-	-	-	-
TOTAL USES	3,851,787	320,982	166,648	154,334	320,982	166,648	154,334

**INCLINE VILLAGE GENERAL IMPROVEMENT DISTRICT
STATEMENT OF SOURCES AND USES
FLEET**

CURRENT YEAR TO BUDGET COMPARISON

Fiscal Year 2025
JULY 2024

	Amended Budget	Current Month Budget	Current Month Actual	Month Budget Variance	YTD Budget	YTD Actual	YTD Budget Variance
SOURCES							
Interfund Services	1,523,800	126,983	116,057	(10,926)	126,983	116,057	(10,926)
Investment Earnings	-	-	2	2	-	2	2
TOTAL SOURCES	1,523,800	126,983	116,059	(10,924)	126,983	116,059	(10,924)
USES							
Salaries and Wages	661,254	55,105	39,298	15,806	55,105	39,298	15,806
Employee Fringe	412,346	34,362	22,853	11,510	34,362	22,853	11,510
Total Personnel Cost	1,073,600	89,467	62,151	27,316	89,467	62,151	27,316
Services and Supplies	448,600	37,383	16,487	20,896	37,383	16,487	20,896
Insurance	-	-	-	-	-	-	-
Utilities	1,600	133	67	67	133	67	67
Cost of Goods Sold	-	-	-	-	-	-	-
TOTAL USES	1,523,800	126,983	78,705	48,279	126,983	78,705	48,279

**INCLINE VILLAGE GENERAL IMPROVEMENT DISTRICT
STATEMENT OF SOURCES AND USES
ENGINEERING**

CURRENT YEAR TO BUDGET COMPARISON

Fiscal Year 2025
JULY 2024

	Amended Budget	Current Month Budget	Current Month Actual	Month Budget Variance	YTD Budget	YTD Actual	YTD Budget Variance
SOURCES							
Interfund Services	1,380,600	115,050	54,643	(60,407)	115,050	54,643	(60,407)
Investment Earnings	-	-	-	-	-	-	-
TOTAL SOURCES	1,380,600	115,050	54,643	(60,407)	115,050	54,643	(60,407)
USES							
Salaries and Wages	895,607	74,634	28,486	46,148	74,634	28,486	46,148
Employee Fringe	395,491	32,958	12,787	20,170	32,958	12,787	20,170
Total Personnel Cost	1,291,098	107,592	41,273	66,319	107,592	41,273	66,319
Professional Services	15,000	1,250	-	1,250	1,250	-	1,250
Services and Supplies	57,782	4,815	168	4,648	4,815	168	4,648
Insurance	158	13	156	(142)	13	156	(142)
Utilities	6,600	550	147	403	550	147	403
Capital Improvements	-	-	-	-	-	-	-
TOTAL USES	1,370,638	114,220	41,743	72,477	114,220	41,743	72,477

**INCLINE VILLAGE GENERAL IMPROVEMENT DISTRICT
STATEMENT OF SOURCES AND USES
BUILDINGS**

CURRENT YEAR TO BUDGET COMPARISON

Fiscal Year 2025
JULY 2024

	Amended Budget	Current Month Budget	Current Month Actual	Month Budget Variance	YTD Budget	YTD Actual	YTD Budget Variance
SOURCES							
Interfund Services	957,349	79,779	55,917	(23,863)	79,779	55,917	(23,863)
Investment Earnings	-	-	-	-	-	-	-
TOTAL SOURCES	957,349	79,779	55,917	(23,863)	79,779	55,917	(23,863)
USES							
Salaries and Wages	356,292	29,691	20,522	9,169	29,691	20,522	9,169
Employee Fringe	188,508	15,709	10,752	4,957	15,709	10,752	4,957
Total Personnel Cost	544,800	45,400	31,274	14,126	45,400	31,274	14,126
Services and Supplies	408,200	34,017	14,391	19,625	34,017	14,391	19,625
Insurance	449	37	442	(405)	37	442	(405)
Utilities	3,900	325	94	231	325	94	231
TOTAL USES	957,349	79,779	46,201	33,579	79,779	46,201	33,579

MONTHLY FINANCIAL SUMMARY REPORTS

STATEMENT OF REVENUE, EXPENSES AND CHANGE IN NET POSITION

FISCAL YEAR 2024/25

JULY 2024

Utility Fund

Community Services Fund

Beach Fund

Internal Services Fund

MONTH- END FINANCIAL RESULTS

STATEMENT OF REVENUE, EXPENSES AND CHANGE IN NET POSITION

JULY 2024

Fund	Amended Budget	Current Month Budget	Current Month Actual	Month Budget Variance	YTD Budget	YTD Actual	YTD Budget Variance	YTD % of Budget
200 Utilities								
Total Operating Income	17,468,866	1,455,739	1,732,906	277,167	1,455,739	1,732,906	277,167	9.9%
Total Operating Expense	15,388,660	1,282,388	942,376	340,013	1,282,388	942,376	340,013	6.1%
Net Income (Expense)	2,080,206	173,351	790,530	617,180	173,351	790,530	617,180	
Total Non Operating Income	19,891,689	1,657,641	81,070	(1,576,571)	1,657,641	81,070	(1,576,571)	0.4%
Total Non Operating Expense	215,067	17,922	-	17,922	17,922	-	17,922	0.0%
Income (Expense) Before Transfers	21,756,828	1,813,069	871,601	(941,468)	1,813,069	871,601	(941,468)	
Transfers in	-	-	-	-	-	-	-	#DIV/0!
Transfers Out	-	-	-	-	-	-	-	#DIV/0!
Total Transfers	-	-	-	-	-	-	-	
Change in Net Position	21,756,828	1,813,069	871,601	(941,468)	1,813,069	871,601	(941,468)	4.0%
300 Community Services								
Total Operating Income	24,699,800	2,058,317	2,032,325	(25,991)	2,058,317	2,032,325	(25,991)	8.2%
Total Operating Expense	22,885,666	1,907,139	1,992,705	(85,566)	1,907,139	1,992,705	(85,566)	8.7%
Net Income (Expense)	1,814,134	151,178	39,620	(111,558)	151,178	39,620	(111,558)	
Total Non Operating Income	575,583	47,965	37,545	(10,420)	47,965	37,545	(10,420)	6.5%
Total Non Operating Expense	-	-	-	-	-	-	-	#DIV/0!
Income (Expense) Before Transfers	2,389,717	199,143	77,165	(121,978)	199,143	77,165	(121,978)	
Change in Net Position	2,389,717	199,143	77,165	(121,978)	199,143	77,165	(121,978)	3.2%
390 Beach								
Total Operating Income	3,730,300	310,858	762,679	451,821	310,858	762,679	451,821	20.4%
Total Operating Expense	2,384,530	198,711	416,293	(217,583)	198,711	416,293	(217,583)	17.5%
Net Income (Expense)	1,345,770	112,148	346,386	234,238	112,148	346,386	234,238	
Total Non Operating Income	96,400	8,033	13,422	5,388	8,033	13,422	5,388	13.9%
Total Non Operating Expense	-	-	-	-	-	-	-	#DIV/0!
Income (Expense) Before Transfers	1,442,170	120,181	359,807	239,626	120,181	359,807	239,626	
Change in Net Position	1,442,170	120,181	359,807	239,626	120,181	359,807	239,626	24.9%
400 Internal Services								
Total Operating Income	3,861,749	321,812	226,616	(95,196)	321,812	226,616	(95,196)	5.9%
Total Operating Expense	3,851,787	320,982	166,648	154,334	320,982	166,648	154,334	4.3%
Net Income (Expense)	9,962	830	59,968	59,138	830	59,968	59,138	
Total Non Operating Income	-	-	2	2	-	2	2	
Income (Expense) Before Transfers	9,962	830	59,970	59,140	830	59,970	59,140	
Change in Net Position	9,962	830	59,970	59,140	830	59,970	59,140	602.0%

INCLINE VILLAGE GENERAL IMPROVEMENT DISTRICT
STATEMENT OF REVENUE, EXPENSES AND CHANGE IN NET POSITION
UTILITY FUND

CURRENT YEAR TO BUDGET COMPARISON

Fiscal Year 2025

JULY 2024

	Amended Budget	Current Month Budget	Current Month Actual	Month Budget Variance	YTD Budget	YTD Actual	YTD Budget Variance
OPERATING INCOME							
Charges for Services	17,310,866	1,442,572	1,723,982	281,410	1,442,572	1,723,982	281,410
Interfund Services	158,000	13,167	8,924	(4,242)	13,167	8,924	(4,242)
TOTAL OPERATING INCOME	17,468,866	1,455,739	1,732,906	277,167	1,455,739	1,732,906	277,167
OPERATING EXPENSE							
Salaries and Wages	3,938,397	328,200	217,730	110,470	328,200	217,730	110,470
Employee Fringe	2,173,832	181,153	115,232	65,921	181,153	115,232	65,921
Total Personnel Cost	6,112,229	509,352	332,962	176,391	509,352	332,962	176,391
Professional Services	166,000	13,833	5,587	8,246	13,833	5,587	8,246
Services and Supplies	5,763,380	480,282	118,030	362,251	480,282	118,030	362,251
Insurance	448,004	37,334	441,105	(403,771)	37,334	441,105	(403,771)
Utilities	1,327,400	110,617	4,465	106,152	110,617	4,465	106,152
Central Services Cost	1,471,647	122,637	40,227	82,410	122,637	40,227	82,410
Defensible Space	100,000	8,333	-	8,333	8,333	-	8,333
Depreciation	-	-	-	-	-	-	-
TOTAL OPERATING EXPENSE	15,388,660	1,282,388	942,376	340,013	1,282,388	942,376	340,013
NET INCOME (EXPENSE)	2,080,206	173,351	790,530	617,180	173,351	790,530	617,180
NON OPERATING INCOME							
Investment Earnings	352,600	29,383	81,070	51,687	29,383	81,070	51,687
Capital Grants	9,539,089	794,924	-	(794,924)	794,924	-	(794,924)
Debt Proceeds	10,000,000	833,333	-	(833,333)	833,333	-	(833,333)
TOTAL NON OPERATING INCOME	19,891,689	1,657,641	81,070	(1,576,571)	1,657,641	81,070	(1,576,571)
NON OPERATING EXPENSE							
Debt Service Interest	215,067	17,922	-	17,922	17,922	-	17,922
TOTAL NON OPERATING EXPENSE	215,067	17,922	-	17,922	17,922	-	17,922
INCOME(EXPENSE) BEFORE TRANSFERS	21,756,828	1,813,069	871,601	(941,468)	1,813,069	871,601	(941,468)
CHANGE IN NET POSITION	21,756,828	1,813,069	871,601	(941,468)	1,813,069	871,601	(941,468)

INCLINE VILLAGE GENERAL IMPROVEMENT DISTRICT
STATEMENT OF REVENUE, EXPENSES AND CHANGE IN NET POSITION
UTILITY FUND - WATER

CURRENT YEAR TO BUDGET COMPARISON

Fiscal Year 2025
 JULY 2024

	Amended Budget	Current Month Budget	Current Month Actual	Month Budget Variance	YTD Budget	YTD Actual	YTD Budget Variance
OPERATING INCOME							
Charges for Services	7,180,493	598,374	842,603	244,229	598,374	842,603	244,229
Interfund Services	158,000	13,167	8,924	(4,242)	13,167	8,924	(4,242)
TOTAL OPERATING INCOME	7,338,493	611,541	851,527	239,986	611,541	851,527	239,986
OPERATING EXPENSE							
Salaries and Wages	1,686,700	140,558	87,725	52,834	140,558	87,725	52,834
Employee Fringe	1,008,500	84,042	47,989	36,052	84,042	47,989	36,052
Total Personnel Cost	2,695,200	224,600	135,714	88,886	224,600	135,714	88,886
Professional Services	83,000	6,917	-	6,917	6,917	-	6,917
Services and Supplies	3,444,038	287,003	37,549	249,454	287,003	37,549	249,454
Insurance	217,771	18,148	214,417	(196,270)	18,148	214,417	(196,270)
Utilities	620,100	51,675	1,169	50,506	51,675	1,169	50,506
Central Services Cost	722,233	60,186	19,309	40,877	60,186	19,309	40,877
Defensible Space	50,000	4,167	-	4,167	4,167	-	4,167
Depreciation	-	-	-	-	-	-	-
TOTAL OPERATING EXPENSE	7,832,342	652,695	408,159	244,537	652,695	408,159	244,537
NET INCOME (EXPENSE)	(493,849)	(41,154)	443,369	484,523	(41,154)	443,369	484,523
NON OPERATING INCOME							
Investment Earnings	176,300	14,692	40,535	25,843	14,692	40,535	25,843
TOTAL NON OPERATING INCOME	176,300	14,692	40,535	25,843	14,692	40,535	25,843
NON OPERATING EXPENSE							
Debt Service Interest	33,168	33,168	-	33,168	33,168	-	33,168
TOTAL NON OPERATING EXPENSE	33,168	33,168	-	33,168	33,168	-	33,168
INCOME(EXPENSE) BEFORE TRANSFERS	(350,717)	(59,630)	483,904	543,534	(59,630)	483,904	543,534
CHANGE IN NET POSITION	(350,717)	(59,630)	483,904	543,534	(59,630)	483,904	543,534

INCLINE VILLAGE GENERAL IMPROVEMENT DISTRICT
STATEMENT OF REVENUE, EXPENSES AND CHANGE IN NET POSITION
UTILITY FUND - SEWER

CURRENT YEAR TO BUDGET COMPARISON

Fiscal Year 2025
 JULY 2024

	Amended Budget	Current Month Budget	Current Month Actual	Month Budget Variance	YTD Budget	YTD Actual	YTD Budget Variance
OPERATING INCOME							
Charges for Services	9,544,185	795,349	780,469	(14,880)	795,349	780,469	(14,880)
TOTAL OPERATING INCOME	9,544,185	795,349	780,469	(14,880)	795,349	780,469	(14,880)
OPERATING EXPENSE							
Salaries and Wages	2,023,146	168,595	118,460	50,135	168,595	118,460	50,135
Employee Fringe	1,047,097	87,258	61,001	26,257	87,258	61,001	26,257
Total Personnel Cost	3,070,243	255,854	179,461	76,392	255,854	179,461	76,392
Professional Services	83,000	6,917	5,587	1,330	6,917	5,587	1,330
Services and Supplies	2,140,685	178,390	65,272	113,118	178,390	65,272	113,118
Insurance	230,233	19,186	226,687	(207,501)	19,186	226,687	(207,501)
Utilities	705,500	58,792	3,163	55,629	58,792	3,163	55,629
Central Services Cost	678,084	56,507	18,102	38,405	56,507	18,102	38,405
Defensible Space	50,000	4,167	-	4,167	4,167	-	4,167
Depreciation	-	-	-	-	-	-	-
TOTAL OPERATING EXPENSE	6,957,745	579,812	498,272	81,540	579,812	498,272	81,540
NET INCOME (EXPENSE)	2,586,440	215,537	282,197	66,660	215,537	282,197	66,660
NON OPERATING INCOME							
Investment Earnings	176,300	14,692	40,535	25,843	14,692	40,535	25,843
Capital Grants	9,539,089	794,924	-	(794,924)	794,924	-	(794,924)
Debt Proceeds	10,000,000	833,333	-	(833,333)	833,333	-	(833,333)
TOTAL NON OPERATING INCOME	19,715,389	1,642,949	40,535	(1,602,414)	1,642,949	40,535	(1,602,414)
NON OPERATING EXPENSE							
Debt Service Interest	181,899	15,158	-	15,158	15,158	-	15,158
TOTAL NON OPERATING EXPENSE	181,899	15,158	-	15,158	15,158	-	15,158
INCOME(EXPENSE) BEFORE TRANSFERS	22,119,930	1,843,328	322,732	(1,520,596)	1,843,328	322,732	(1,520,596)
CHANGE IN NET POSITION	22,119,930	1,843,328	322,732	(1,520,596)	1,843,328	322,732	(1,520,596)

**INCLINE VILLAGE GENERAL IMPROVEMENT DISTRICT
STATEMENT OF REVENUE, EXPENSES AND CHANGE IN NET POSITION
UTILITY FUND - SOLID WASTE**

CURRENT YEAR TO BUDGET COMPARISON

Fiscal Year 2025

JULY 2024

	Amended Budget	Current Month Budget	Current Month Actual	Month Budget Variance	YTD Budget	YTD Actual	YTD Budget Variance
OPERATING INCOME							
Charges for Services	400,000	33,333	100,910	67,576	33,333	100,910	67,576
TOTAL OPERATING INCOME	400,000	33,333	100,910	67,576	33,333	100,910	67,576
OPERATING EXPENSE							
Salaries and Wages	152,125	12,677	7,589	5,088	12,677	7,589	5,088
Employee Fringe	77,521	6,460	4,086	2,374	6,460	4,086	2,374
Total Personnel Cost	229,646	19,137	11,675	7,462	19,137	11,675	7,462
Services and Supplies	126,857	10,571	12,144	(1,573)	10,571	12,144	(1,573)
Utilities	1,600	133	134	(0)	133	134	(0)
Central Services Cost	41,897	3,491	2,011	1,480	3,491	2,011	1,480
TOTAL OPERATING EXPENSE	400,000	33,333	25,964	7,369	33,333	25,964	7,369
NET INCOME (EXPENSE)	-	-	74,946	74,946	-	74,946	74,946
CHANGE IN NET POSITION	-	-	74,946	74,946	-	74,946	74,946

**INCLINE VILLAGE GENERAL IMPROVEMENT DISTRICT
STATEMENT OF REVENUE, EXPENSES AND CHANGE IN NET POSITION
UTILITY FUND - TAHOE WATER SUPPLIERS ASSOCIATION**

CURRENT YEAR TO BUDGET COMPARISON

Fiscal Year 2025
JULY 2024

	Amended Budget	Current Month Budget	Current Month Actual	Month Budget Variance	YTD Budget	YTD Actual	YTD Budget Variance
OPERATING INCOME							
Charges for Services	186,188	15,516	-	(15,516)	15,516	-	(15,516)
TOTAL OPERATING INCOME	186,188	15,516	-	(15,516)	15,516	-	(15,516)
OPERATING EXPENSE							
Salaries and Wages	76,426	6,369	3,955	2,413	6,369	3,955	2,413
Employee Fringe	40,714	3,393	2,156	1,237	3,393	2,156	1,237
Total Personnel Cost	117,140	9,762	6,111	3,650	9,762	6,111	3,650
Services and Supplies	51,800	4,317	3,064	1,252	4,317	3,064	1,252
Utilities	200	17	-	17	17	-	17
Central Services Cost	29,433	2,453	805	1,648	2,453	805	1,648
TOTAL OPERATING EXPENSE	198,573	16,548	9,981	6,567	16,548	9,981	6,567
NET INCOME (EXPENSE)	(12,385)	(1,032)	(9,981)	(8,949)	(1,032)	(9,981)	(8,949)
CHANGE IN NET POSITION	(12,385)	(1,032)	(9,981)	(8,949)	(1,032)	(9,981)	(8,949)

INCLINE VILLAGE GENERAL IMPROVEMENT DISTRICT
STATEMENT OF REVENUE, EXPENSES AND CHANGE IN NET POSITION
COMMUNITY SERVICES FUND

CURRENT YEAR TO BUDGET COMPARISON

Fiscal Year 2025

JULY 2024

	Amended Budget	Current Month Budget	Current Month Actual	Month Budget Variance	YTD Budget	YTD Actual	YTD Budget Variance
OPERATING INCOME							
Charges for Services	23,399,650	1,949,971	2,032,325	82,355	1,949,971	2,032,325	82,355
Facility Fees	1,233,150	102,763	-	(102,763)	102,763	-	(102,763)
Intergovernmental - Operating Grants	67,000	5,583	-	(5,583)	5,583	-	(5,583)
Interfund Services	-	-	-	-	-	-	-
TOTAL OPERATING INCOME	24,699,800	2,058,317	2,032,325	(25,991)	2,058,317	2,032,325	(25,991)
OPERATING EXPENSE							
Salaries and Wages	8,649,500	720,792	479,750	241,042	720,792	479,750	241,042
Employee Fringe	3,046,829	253,902	158,173	95,729	253,902	158,173	95,729
Total Personnel Cost	11,696,329	974,694	637,923	336,771	974,694	637,923	336,771
Professional Services	28,200	2,350	-	2,350	2,350	-	2,350
Services and Supplies	5,045,207	420,434	205,623	214,811	420,434	205,623	214,811
Insurance	777,329	64,777	769,459	(704,681)	64,777	769,459	(704,681)
Utilities	1,526,700	127,225	80,687	46,538	127,225	80,687	46,538
Cost of Goods Sold	1,665,929	138,827	209,330	(70,503)	138,827	209,330	(70,503)
Central Services Cost	2,045,972	170,498	89,683	80,815	170,498	89,683	80,815
Defensible Space	100,000	8,333	-	8,333	8,333	-	8,333
Depreciation	-	-	-	-	-	-	-
TOTAL OPERATING EXPENSE	22,885,666	1,907,139	1,992,705	(85,566)	1,907,139	1,992,705	(85,566)
NET INCOME (EXPENSE)	1,814,134	151,178	39,620	(111,558)	151,178	39,620	(111,558)
NON OPERATING INCOME							
Non Operating Income/Leases	135,783	11,315	3,103	(8,212)	11,315	3,103	(8,212)
Investment Earnings	439,800	36,650	34,442	(2,208)	36,650	34,442	(2,208)
TOTAL NON OPERATING INCOME	575,583	47,965	37,545	(10,420)	47,965	37,545	(10,420)
INCOME(EXPENSE) BEFORE TRANSFERS	2,389,717	199,143	77,165	(121,978)	199,143	77,165	(121,978)
CHANGE IN NET POSITION	2,389,717	199,143	77,165	(121,978)	199,143	77,165	(121,978)

**INCLINE VILLAGE GENERAL IMPROVEMENT DISTRICT
STATEMENT OF REVENUE, EXPENSES AND CHANGE IN NET POSITION
CHAMPIONSHIP GOLF**

CURRENT YEAR TO BUDGET COMPARISON

Fiscal Year 2025

JULY 2024

	Amended Budget	Current Month Budget	Current Month Actual	Month Budget Variance	YTD Budget	YTD Actual	YTD Budget Variance
OPERATING INCOME							
Charges for Services	4,324,500	360,375	1,090,543	730,168	360,375	1,090,543	730,168
Facility Fees	278,401	23,200	-	(23,200)	23,200	-	(23,200)
TOTAL OPERATING INCOME	4,602,901	383,575	1,090,543	706,968	383,575	1,090,543	706,968
OPERATING EXPENSE							
Salaries and Wages	1,703,112	141,926	174,219	(32,293)	141,926	174,219	(32,293)
Employee Fringe	583,588	48,632	51,806	(3,173)	48,632	51,806	(3,173)
Total Personnel Cost	2,286,700	190,558	226,024	(35,466)	190,558	226,024	(35,466)
Professional Services	3,150	263	-	263	263	-	263
Services and Supplies	813,500	67,792	61,090	6,701	67,792	61,090	6,701
Insurance	216,519	18,043	213,185	(195,141)	18,043	213,185	(195,141)
Utilities	312,100	26,008	47,536	(21,528)	26,008	47,536	(21,528)
Cost of Goods Sold	619,755	51,646	121,678	(70,031)	51,646	121,678	(70,031)
Central Services Cost	433,374	36,115	29,536	6,579	36,115	29,536	6,579
Depreciation	-	-	-	-	-	-	-
TOTAL OPERATING EXPENSE	4,685,098	390,425	699,049	(308,624)	390,425	699,049	(308,624)
NET INCOME (EXPENSE)	(82,197)	(6,850)	391,494	398,344	(6,850)	391,494	398,344
CHANGE IN NET POSITION	(82,197)	(6,850)	391,494	398,344	(6,850)	391,494	398,344

INCLINE VILLAGE GENERAL IMPROVEMENT DISTRICT
STATEMENT OF REVENUE, EXPENSES AND CHANGE IN NET POSITION
MOUNTAIN GOLF

CURRENT YEAR TO BUDGET COMPARISON

Fiscal Year 2025

JULY 2024

	Amended Budget	Current Month Budget	Current Month Actual	Month Budget Variance	YTD Budget	YTD Actual	YTD Budget Variance
OPERATING INCOME							
Charges for Services	1,222,800	101,900	387,478	285,578	101,900	387,478	285,578
Facility Fees	60,799	5,067	-	(5,067)	5,067	-	(5,067)
TOTAL OPERATING INCOME	1,283,599	106,967	387,478	280,512	106,967	387,478	280,512
OPERATING EXPENSE							
Salaries and Wages	434,270	36,189	56,720	(20,531)	36,189	56,720	(20,531)
Employee Fringe	175,130	14,594	14,671	(77)	14,594	14,671	(77)
Total Personnel Cost	609,400	50,783	71,391	(20,608)	50,783	71,391	(20,608)
Professional Services	3,050	254	-	254	254	-	254
Services and Supplies	412,515	34,376	22,705	11,672	34,376	22,705	11,672
Insurance	43,169	3,597	42,504	(38,907)	3,597	42,504	(38,907)
Utilities	122,600	10,217	21,825	(11,608)	10,217	21,825	(11,608)
Cost of Goods Sold	113,266	9,439	25,786	(16,347)	9,439	25,786	(16,347)
Central Services Cost	146,757	12,230	8,086	4,144	12,230	8,086	4,144
Depreciation	-	-	-	-	-	-	-
TOTAL OPERATING EXPENSE	1,450,757	120,896	192,297	(71,400)	120,896	192,297	(71,400)
NET INCOME (EXPENSE)	(167,158)	(13,930)	195,182	209,112	(13,930)	195,182	209,112
NON OPERATING INCOME							
Non Operating Income/Leases	44,383	3,699	1,983	(1,715)	3,699	1,983	(1,715)
TOTAL NON OPERATING INCOME	44,383	3,699	1,983	(1,715)	3,699	1,983	(1,715)
INCOME(EXPENSE) BEFORE TRANSFERS	(122,775)	(10,231)	197,165	207,396	(10,231)	197,165	207,396
CHANGE IN NET POSITION	(122,775)	(10,231)	197,165	207,396	(10,231)	197,165	207,396

**INCLINE VILLAGE GENERAL IMPROVEMENT DISTRICT
STATEMENT OF REVENUE, EXPENSES AND CHANGE IN NET POSITION
FACILITIES**

CURRENT YEAR TO BUDGET COMPARISON

Fiscal Year 2025
JULY 2024

	Amended Budget	Current Month Budget	Current Month Actual	Month Budget Variance	YTD Budget	YTD Actual	YTD Budget Variance
OPERATING INCOME							
Charges for Services	2,098,000	174,833	276,444	101,611	174,833	276,444	101,611
Facility Fees	-	-	-	-	-	-	-
TOTAL OPERATING INCOME	2,098,000	174,833	276,444	101,611	174,833	276,444	101,611
OPERATING EXPENSE							
Salaries and Wages	521,524	43,460	40,165	3,296	43,460	40,165	3,296
Employee Fringe	294,005	24,500	16,751	7,749	24,500	16,751	7,749
Total Personnel Cost	815,529	67,961	56,916	11,045	67,961	56,916	11,045
Professional Services	-	-	-	-	-	-	-
Services and Supplies	348,100	29,008	19,081	9,928	29,008	19,081	9,928
Insurance	6,643	554	6,541	(5,987)	554	6,541	(5,987)
Utilities	79,800	6,650	1,031	5,619	6,650	1,031	5,619
Cost of Goods Sold	329,200	27,433	61,867	(34,433)	27,433	61,867	(34,433)
Central Services Cost	147,012	12,251	6,522	5,729	12,251	6,522	5,729
Depreciation	-	-	-	-	-	-	-
TOTAL OPERATING EXPENSE	1,726,284	143,857	151,956	(8,099)	143,857	151,956	(8,099)
NET INCOME (EXPENSE)	371,716	30,976	124,487	93,511	30,976	124,487	93,511
CHANGE IN NET POSITION	371,716	30,976	124,487	93,511	30,976	124,487	93,511

INCLINE VILLAGE GENERAL IMPROVEMENT DISTRICT
STATEMENT OF REVENUE, EXPENSES AND CHANGE IN NET POSITION
SKI

CURRENT YEAR TO BUDGET COMPARISON

Fiscal Year 2025

JULY 2024

	Amended Budget	Current Month Budget	Current Month Actual	Month Budget Variance	YTD Budget	YTD Actual	YTD Budget Variance
OPERATING INCOME							
Charges for Services	13,818,150	1,151,513	(484)	(1,151,997)	1,151,513	(484)	(1,151,997)
Facility Fees	-	-	-	-	-	-	-
TOTAL OPERATING INCOME	13,818,150	1,151,513	(484)	(1,151,997)	1,151,513	(484)	(1,151,997)
OPERATING EXPENSE							
Salaries and Wages	4,293,321	357,777	72,626	285,151	357,777	72,626	285,151
Employee Fringe	1,430,679	119,223	38,115	81,109	119,223	38,115	81,109
Total Personnel Cost	5,724,000	477,000	110,740	366,260	477,000	110,740	366,260
Professional Services	12,000	1,000	-	1,000	1,000	-	1,000
Services and Supplies	2,682,501	223,542	63,477	160,064	223,542	63,477	160,064
Insurance	388,186	32,349	386,309	(353,960)	32,349	386,309	(353,960)
Utilities	780,900	65,075	6,474	58,601	65,075	6,474	58,601
Cost of Goods Sold	574,300	47,858	-	47,858	47,858	-	47,858
Central Services Cost	1,006,468	83,872	31,175	52,697	83,872	31,175	52,697
Depreciation	-	-	-	-	-	-	-
TOTAL OPERATING EXPENSE	11,168,355	930,696	598,176	332,521	930,696	598,176	332,521
NET INCOME (EXPENSE)	2,649,795	220,816	(598,660)	(819,476)	220,816	(598,660)	(819,476)
NON OPERATING INCOME							
Non Operating Income/Leases	91,400	7,617	1,120	(6,497)	7,617	1,120	(6,497)
Investment Earnings	194,800	16,233	20,793	4,559	16,233	20,793	4,559
TOTAL NON OPERATING INCOME	286,200	23,850	21,912	(1,938)	23,850	21,912	(1,938)
CHANGE IN NET POSITION	2,935,995	244,666	(576,747)	(821,414)	244,666	(576,747)	(821,414)

INCLINE VILLAGE GENERAL IMPROVEMENT DISTRICT
STATEMENT OF REVENUE, EXPENSES AND CHANGE IN NET POSITION
RECREATION

CURRENT YEAR TO BUDGET COMPARISON

Fiscal Year 2025

JULY 2024

	Amended Budget	Current Month Budget	Current Month Actual	Month Budget Variance	YTD Budget	YTD Actual	YTD Budget Variance
OPERATING INCOME							
Charges for Services	1,563,000	130,250	152,820	22,570	130,250	152,820	22,570
Facility Fees	807,636	67,303	-	(67,303)	67,303	-	(67,303)
Intergovernmental - Operating Grants	67,000	5,583	-	(5,583)	5,583	-	(5,583)
Interfund Services	-	-	-	-	-	-	-
TOTAL OPERATING INCOME	2,437,636	203,136	152,820	(50,316)	203,136	152,820	(50,316)
OPERATING EXPENSE							
Salaries and Wages	1,322,536	110,211	84,403	25,809	110,211	84,403	25,809
Employee Fringe	434,964	36,247	25,887	10,360	36,247	25,887	10,360
Total Personnel Cost	1,757,500	146,458	110,289	36,169	146,458	110,289	36,169
Professional Services	10,000	833	-	833	833	-	833
Services and Supplies	612,800	51,067	31,022	20,044	51,067	31,022	20,044
Insurance	119,306	9,942	117,469	(107,526)	9,942	117,469	(107,526)
Utilities	211,900	17,658	2,970	14,688	17,658	2,970	14,688
Cost of Goods Sold	21,800	1,817	-	1,817	1,817	-	1,817
Central Services Cost	251,651	20,971	11,856	9,115	20,971	11,856	9,115
Depreciation	-	-	-	-	-	-	-
TOTAL OPERATING EXPENSE	2,984,957	248,746	273,606	(24,860)	248,746	273,606	(24,860)
NET INCOME (EXPENSE)	(547,321)	(45,610)	(120,786)	(75,176)	(45,610)	(120,786)	(75,176)
NON OPERATING INCOME							
Investment Earnings	8,600	717	-	(717)	717	-	(717)
TOTAL NON OPERATING INCOME	8,600	717	-	(717)	717	-	(717)
INCOME(EXPENSE) BEFORE TRANSFERS	(538,721)	(44,893)	(120,786)	(75,892)	(44,893)	(120,786)	(75,892)
CHANGE IN NET POSITION	(538,721)	(44,893)	(120,786)	(75,892)	(44,893)	(120,786)	(75,892)

**INCLINE VILLAGE GENERAL IMPROVEMENT DISTRICT
STATEMENT OF REVENUE, EXPENSES AND CHANGE IN NET POSITION
TENNIS**

CURRENT YEAR TO BUDGET COMPARISON

Fiscal Year 2025

JULY 2024

	Amended Budget	Current Month Budget	Current Month Actual	Month Budget Variance	YTD Budget	YTD Actual	YTD Budget Variance
OPERATING INCOME							
Charges for Services	316,200	26,350	113,935	87,585	26,350	113,935	87,585
Facility Fees	16,963	1,414	-	(1,414)	1,414	-	(1,414)
TOTAL OPERATING INCOME	333,163	27,764	113,935	86,171	27,764	113,935	86,171
OPERATING EXPENSE							
Salaries and Wages	159,191	13,266	40,210	(26,944)	13,266	40,210	(26,944)
Employee Fringe	44,809	3,734	6,875	(3,141)	3,734	6,875	(3,141)
Total Personnel Cost	204,000	17,000	47,085	(30,085)	17,000	47,085	(30,085)
Professional Services	-	-	-	-	-	-	-
Services and Supplies	105,750	8,813	8,209	603	8,813	8,209	603
Insurance	3,506	292	3,452	(3,160)	292	3,452	(3,160)
Utilities	15,600	1,300	852	448	1,300	852	448
Cost of Goods Sold	7,608	634	-	634	634	-	634
Central Services Cost	30,954	2,580	1,821	759	2,580	1,821	759
Depreciation	-	-	-	-	-	-	-
TOTAL OPERATING EXPENSE	367,418	30,618	61,419	(30,801)	30,618	61,419	(30,801)
NET INCOME (EXPENSE)	(34,255)	(2,855)	52,516	55,371	(2,855)	52,516	55,371
CHANGE IN NET POSITION	(34,255)	(2,855)	52,516	55,371	(2,855)	52,516	55,371

**INCLINE VILLAGE GENERAL IMPROVEMENT DISTRICT
STATEMENT OF REVENUE, EXPENSES AND CHANGE IN NET POSITION
COMMUNITY SERVICES ADMINISTRATION**

CURRENT YEAR TO BUDGET COMPARISON

Fiscal Year 2025

JULY 2024

	Amended Budget	Current Month Budget	Current Month Actual	Month Budget Variance	YTD Budget	YTD Actual	YTD Budget Variance
OPERATING INCOME							
Charges for Services	57,000	4,750	11,589	6,839	4,750	11,589	6,839
Facility Fees	69,351	5,779	-	(5,779)	5,779	-	(5,779)
TOTAL OPERATING INCOME	126,351	10,529	11,589	1,060	10,529	11,589	1,060
OPERATING EXPENSE							
Salaries and Wages	215,546	17,962	11,408	6,554	17,962	11,408	6,554
Employee Fringe	83,654	6,971	4,069	2,902	6,971	4,069	2,902
Total Personnel Cost	299,200	24,933	15,477	9,456	24,933	15,477	9,456
Services and Supplies	70,040	5,837	38	5,798	5,837	38	5,798
Utilities	3,800	317	-	317	317	-	317
Central Services Cost	29,756	2,480	687	1,793	2,480	687	1,793
Defensible Space	100,000	8,333	-	8,333	8,333	-	8,333
Depreciation	-	-	-	-	-	-	-
TOTAL OPERATING EXPENSE	502,796	41,900	16,203	25,697	41,900	16,203	25,697
NET INCOME (EXPENSE)	(376,445)	(31,370)	(4,614)	26,757	(31,370)	(4,614)	26,757
NON OPERATING INCOME							
Investment Earnings	236,400	19,700	13,649	(6,051)	19,700	13,649	(6,051)
TOTAL NON OPERATING INCOME	236,400	19,700	13,649	(6,051)	19,700	13,649	(6,051)
INCOME(EXPENSE) BEFORE TRANSFERS	(140,045)	(11,670)	9,036	20,706	(11,670)	9,036	20,706
CHANGE IN NET POSITION	(140,045)	(11,670)	9,036	20,706	(11,670)	9,036	20,706

**INCLINE VILLAGE GENERAL IMPROVEMENT DISTRICT
STATEMENT OF REVENUE, EXPENSES AND CHANGE IN NET POSITION
BEACH FUND**

CURRENT YEAR TO BUDGET COMPARISON

Fiscal Year 2025

JULY 2024

	Amended Budget	Current Month Budget	Current Month Actual	Month Budget Variance	YTD Budget	YTD Actual	YTD Budget Variance
OPERATING INCOME							
Charges for Services	1,401,700	116,808	762,679	645,871	116,808	762,679	645,871
Facility Fees	2,328,600	194,050	-	(194,050)	194,050	-	(194,050)
TOTAL OPERATING INCOME	3,730,300	310,858	762,679	451,821	310,858	762,679	451,821
OPERATING EXPENSE							
Salaries and Wages	972,710	81,059	198,335	(117,276)	81,059	198,335	(117,276)
Employee Fringe	282,290	23,524	38,563	(15,039)	23,524	38,563	(15,039)
Total Personnel Cost	1,255,000	104,583	236,898	(132,314)	104,583	236,898	(132,314)
Professional Services	12,000	1,000	-	1,000	1,000	-	1,000
Services and Supplies	573,055	47,755	36,365	11,389	47,755	36,365	11,389
Insurance	59,951	4,996	59,028	(54,032)	4,996	59,028	(54,032)
Utilities	168,800	14,067	13,059	1,008	14,067	13,059	1,008
Cost of Goods Sold	91,300	7,608	55,694	(48,086)	7,608	55,694	(48,086)
Central Services Cost	224,424	18,702	15,250	3,452	18,702	15,250	3,452
Depreciation	-	-	-	-	-	-	-
TOTAL OPERATING EXPENSE	2,384,530	198,711	416,293	(217,583)	198,711	416,293	(217,583)
NET INCOME (EXPENSE)	1,345,770	112,148	346,386	234,238	112,148	346,386	234,238
NON OPERATING INCOME							
Investment Earnings	96,400	8,033	13,422	5,388	8,033	13,422	5,388
TOTAL NON OPERATING INCOME	96,400	8,033	13,422	5,388	8,033	13,422	5,388
INCOME(EXPENSE) BEFORE TRANSFERS	1,442,170	120,181	359,807	239,626	120,181	359,807	239,626
CHANGE IN NET POSITION	1,442,170	120,181	359,807	239,626	120,181	359,807	239,626

**INCLINE VILLAGE GENERAL IMPROVEMENT DISTRICT
STATEMENT OF REVENUE, EXPENSES AND CHANGE IN NET POSITION
INTERNAL SERVICES FUND**

CURRENT YEAR TO BUDGET COMPARISON

Fiscal Year 2025

JULY 2024

	Amended Budget	Current Month Budget	Current Month Actual	Month Budget Variance	YTD Budget	YTD Actual	YTD Budget Variance
OPERATING INCOME							
Interfund Services	3,861,749	321,812	226,616	(95,196)	321,812	226,616	(95,196)
TOTAL OPERATING INCOME	3,861,749	321,812	226,616	(95,196)	321,812	226,616	(95,196)
OPERATING EXPENSE							
Salaries and Wages	1,913,153	159,429	88,306	71,124	159,429	88,306	71,124
Employee Fringe	996,346	83,029	46,392	36,637	83,029	46,392	36,637
Total Personnel Cost	2,909,498	242,458	134,697	107,761	242,458	134,697	107,761
Professional Services	15,000	1,250	-	1,250	1,250	-	1,250
Services and Supplies	914,582	76,215	31,046	45,169	76,215	31,046	45,169
Insurance	607	51	598	(547)	51	598	(547)
Utilities	12,100	1,008	307	701	1,008	307	701
Depreciation	-	-	-	-	-	-	-
TOTAL OPERATING EXPENSE	3,851,787	320,982	166,648	154,334	320,982	166,648	154,334
NET INCOME (EXPENSE)	9,962	830	59,968	59,138	830	59,968	59,138
CHANGE IN NET POSITION	9,962	830	59,970	59,140	830	59,970	59,140

**INCLINE VILLAGE GENERAL IMPROVEMENT DISTRICT
STATEMENT OF REVENUE, EXPENSES AND CHANGE IN NET POSITION
FLEET**

CURRENT YEAR TO BUDGET COMPARISON

Fiscal Year 2025
JULY 2024

	Amended Budget	Current Month Budget	Current Month Actual	Month Budget Variance	YTD Budget	YTD Actual	YTD Budget Variance
OPERATING INCOME							
Interfund Services	1,523,800	126,983	116,057	(10,926)	126,983	116,057	(10,926)
TOTAL OPERATING INCOME	1,523,800	126,983	116,057	(10,926)	126,983	116,057	(10,926)
OPERATING EXPENSE							
Salaries and Wages	661,254	55,105	39,298	15,806	55,105	39,298	15,806
Employee Fringe	412,346	34,362	22,853	11,510	34,362	22,853	11,510
Total Personnel Cost	1,073,600	89,467	62,151	27,316	89,467	62,151	27,316
Services and Supplies	448,600	37,383	16,487	20,896	37,383	16,487	20,896
Insurance	-	-	-	-	-	-	-
Utilities	1,600	133	67	67	133	67	67
Depreciation	-	-	-	-	-	-	-
TOTAL OPERATING EXPENSE	1,523,800	126,983	78,705	48,279	126,983	78,705	48,279
NET INCOME (EXPENSE)	-	-	37,352	37,352	-	37,352	37,352
CHANGE IN NET POSITION	-	-	37,354	37,354	-	37,354	37,354

**INCLINE VILLAGE GENERAL IMPROVEMENT DISTRICT
STATEMENT OF REVENUE, EXPENSES AND CHANGE IN NET POSITION
ENGINEERING**

CURRENT YEAR TO BUDGET COMPARISON

Fiscal Year 2025

JULY 2024

	Amended Budget	Current Month Budget	Current Month Actual	Month Budget Variance	YTD Budget	YTD Actual	YTD Budget Variance
OPERATING INCOME							
Interfund Services	1,380,600	115,050	54,643	(60,407)	115,050	54,643	(60,407)
TOTAL OPERATING INCOME	1,380,600	115,050	54,643	(60,407)	115,050	54,643	(60,407)
OPERATING EXPENSE							
Salaries and Wages	895,607	74,634	28,486	46,148	74,634	28,486	46,148
Employee Fringe	395,491	32,958	12,787	20,170	32,958	12,787	20,170
Total Personnel Cost	1,291,098	107,592	41,273	66,319	107,592	41,273	66,319
Professional Services	15,000	1,250	-	1,250	1,250	-	1,250
Services and Supplies	57,782	4,815	168	4,648	4,815	168	4,648
Insurance	158	13	156	(142)	13	156	(142)
Utilities	6,600	550	147	403	550	147	403
TOTAL OPERATING EXPENSE	1,370,638	114,220	41,743	72,477	114,220	41,743	72,477
NET INCOME (EXPENSE)	9,962	830	12,900	12,070	830	12,900	12,070
CHANGE IN NET POSITION	9,962	830	12,900	12,070	830	12,900	12,070

**INCLINE VILLAGE GENERAL IMPROVEMENT DISTRICT
STATEMENT OF REVENUE, EXPENSES AND CHANGE IN NET POSITION
BUILDINGS**

CURRENT YEAR TO BUDGET COMPARISON

Fiscal Year 2025


JULY 2024

	Amended Budget	Current Month Budget	Current Month Actual	Month Budget Variance	YTD Budget	YTD Actual	YTD Budget Variance
OPERATING INCOME							
Interfund Services	957,349	79,779	55,917	(23,863)	79,779	55,917	(23,863)
TOTAL OPERATING INCOME	957,349	79,779	55,917	(23,863)	79,779	55,917	(23,863)
OPERATING EXPENSE							
Salaries and Wages	356,292	29,691	20,522	9,169	29,691	20,522	9,169
Employee Fringe	188,508	15,709	10,752	4,957	15,709	10,752	4,957
Total Personnel Cost	544,800	45,400	31,274	14,126	45,400	31,274	14,126
Services and Supplies	408,200	34,017	14,391	19,625	34,017	14,391	19,625
Insurance	449	37	442	(405)	37	442	(405)
Utilities	3,900	325	94	231	325	94	231
Depreciation	-	-	-	-	-	-	-
TOTAL OPERATING EXPENSE	957,349	79,779	46,201	33,579	79,779	46,201	33,579
NET INCOME (EXPENSE)	(0)	(0)	9,716	9,716	(0)	9,716	9,716
CHANGE IN NET POSITION	(0)	(0)	9,716	9,716	(0)	9,716	9,716



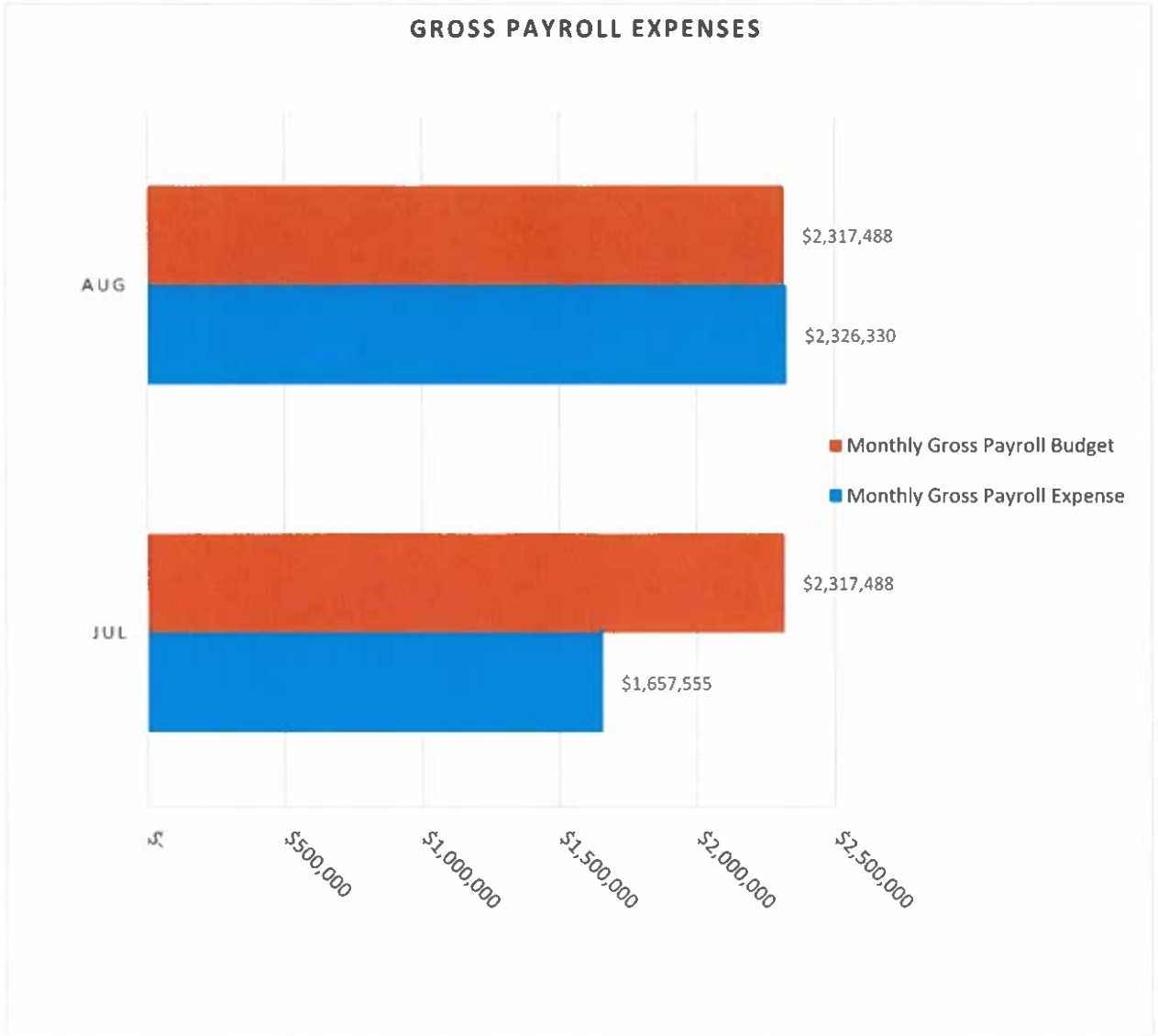
**INCLINE
VILLAGE**

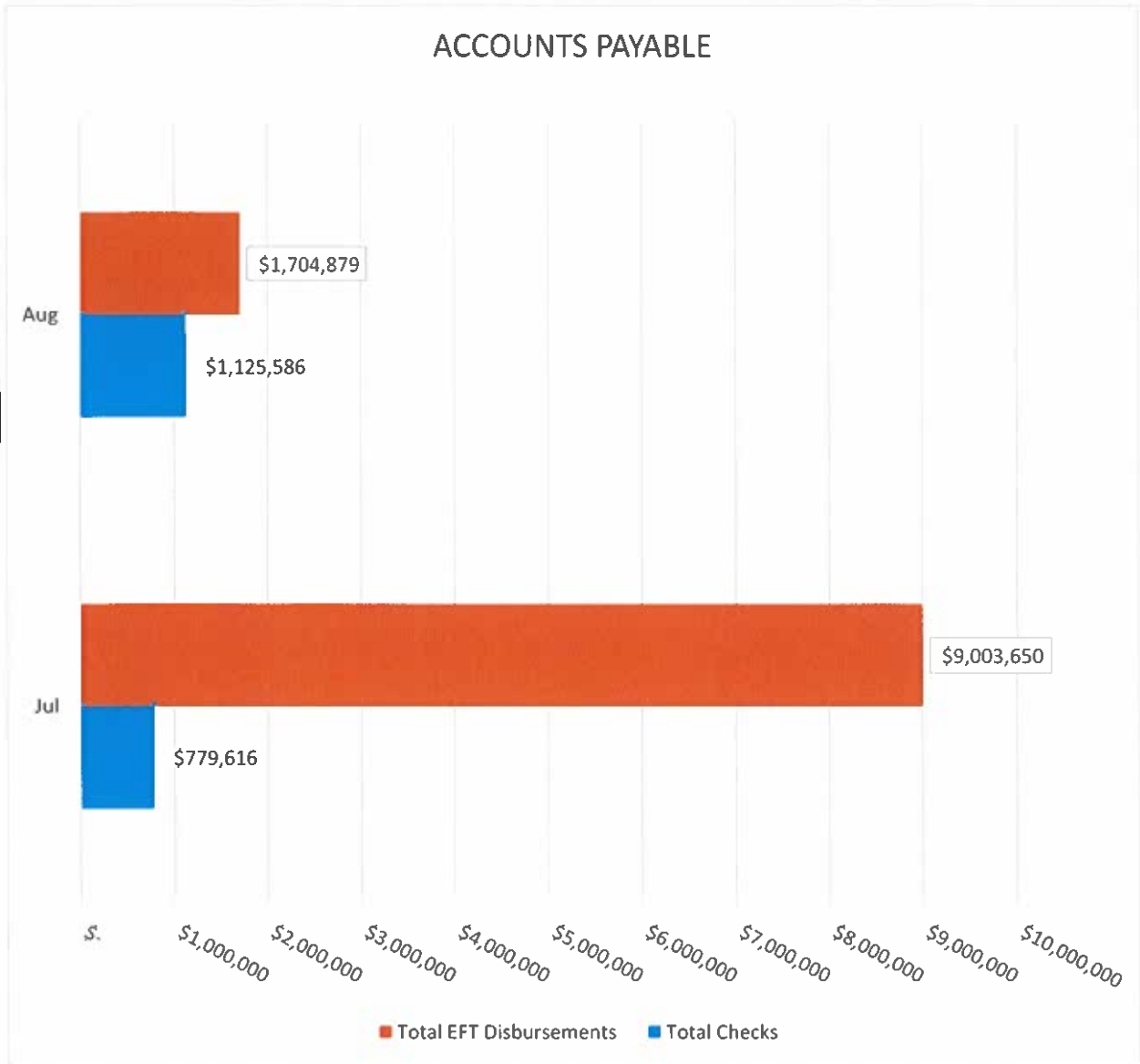
GENERAL IMPROVEMENT DISTRICT



IN THIS REPORT

Expenses	2 - 3
YTD Expenses	4
Investments	5
Debt Service	6
Cost Centers	7 - 8
Appendix A - Disbursements greater than \$50,000	9
Appendix B - Check Register	10
Appendix C - PCard Transactions	11

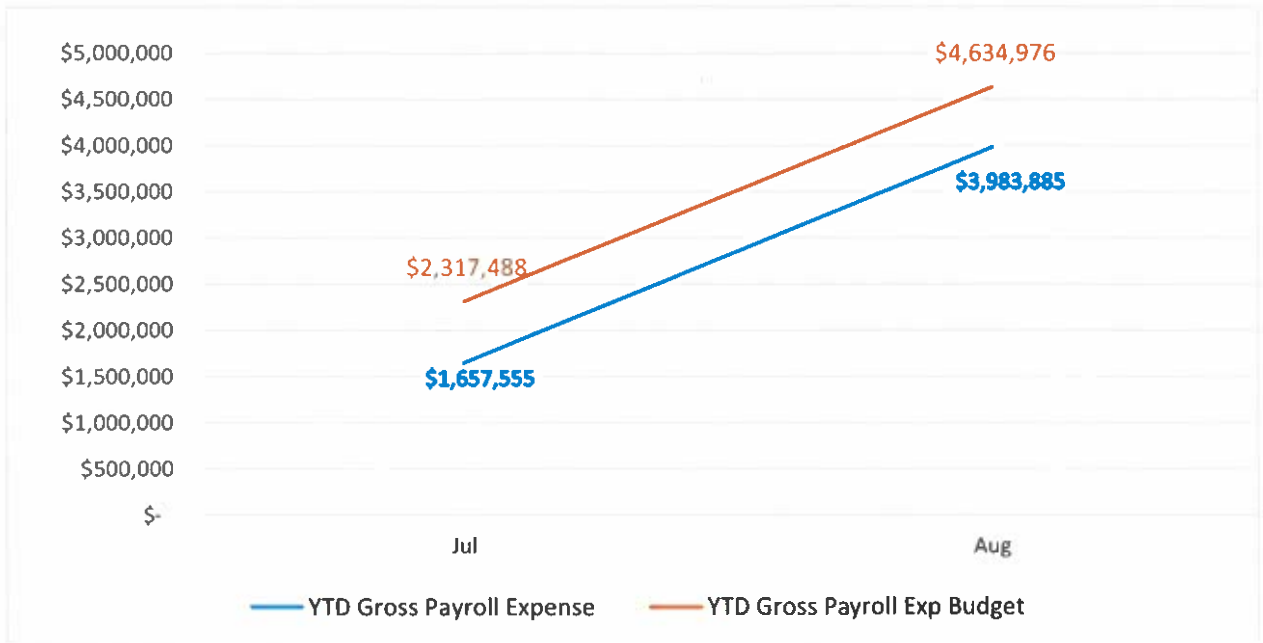




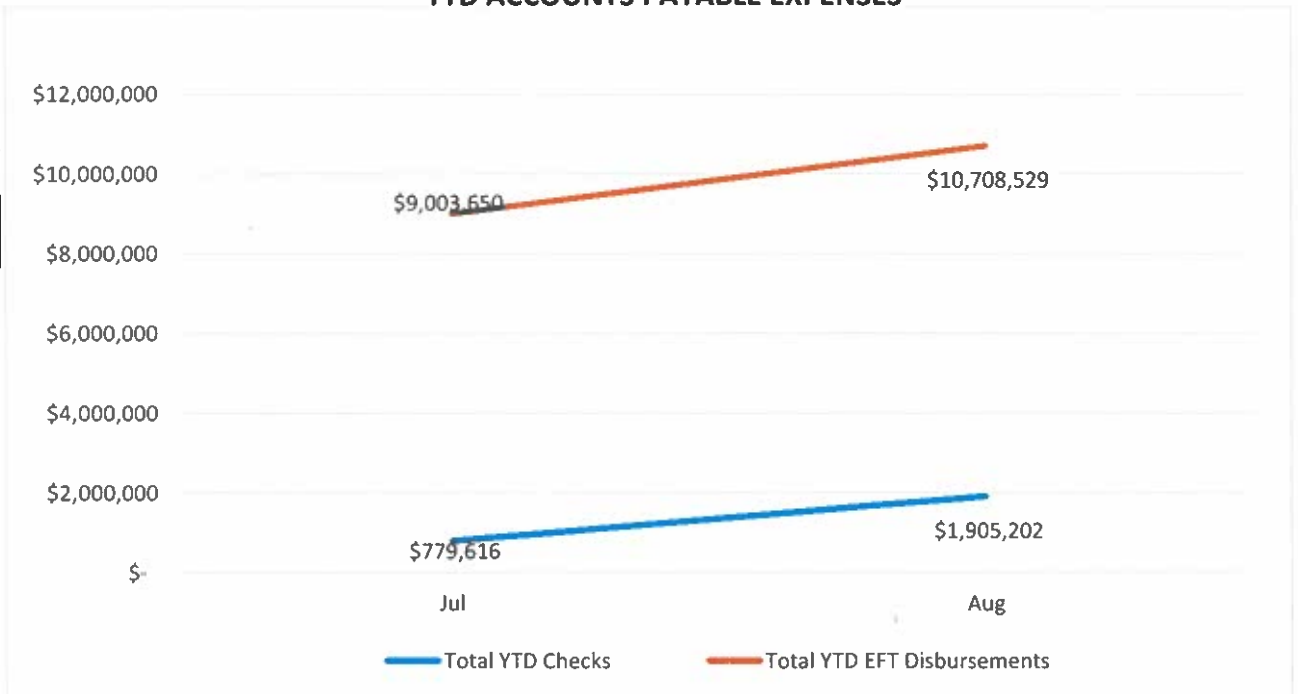
Total August Payroll Expenses	\$ 2,326,330
Total August AP EFT Disbursements	1,704,879
Total August AP Checks	1,125,586
Total August Payroll and Accounts Payable	<u>\$ 5,156,795</u>

See Appendix B for Detail

YTD GROSS PAYROLL EXPENSES



YTD ACCOUNTS PAYABLE EXPENSES

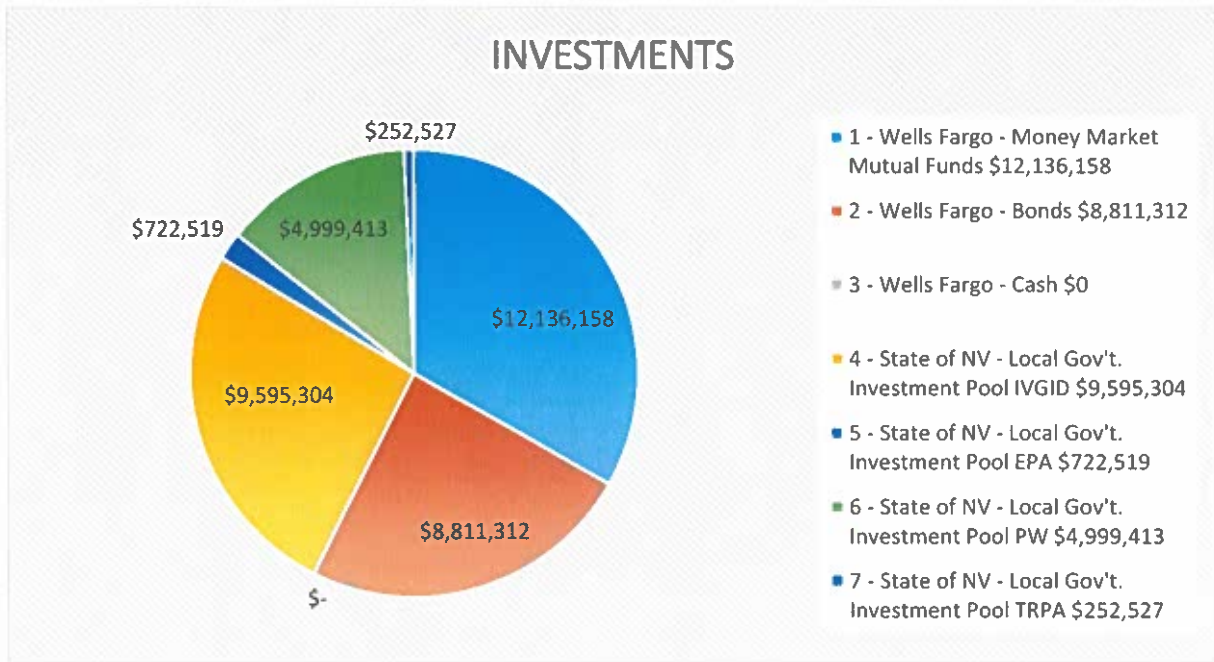


Total YTD Gross Payroll Expenses	\$	3,983,885
Total YTD AP Checks		1,905,202
Total YTD AP EFT Disbursements		10,708,529
Total YTD Payroll and Accounts Payable	\$	16,597,616

INCLINE VILLAGE GENERAL IMPROVEMENT DISTRICT

Investments

August 2024



Total Market Value of Investments:	\$ 36,517,233
Total Monthly Interest and Dividends	\$ 179,175
Total Monthly Deposits, Withdrawals & Change in Value	\$ 58,774

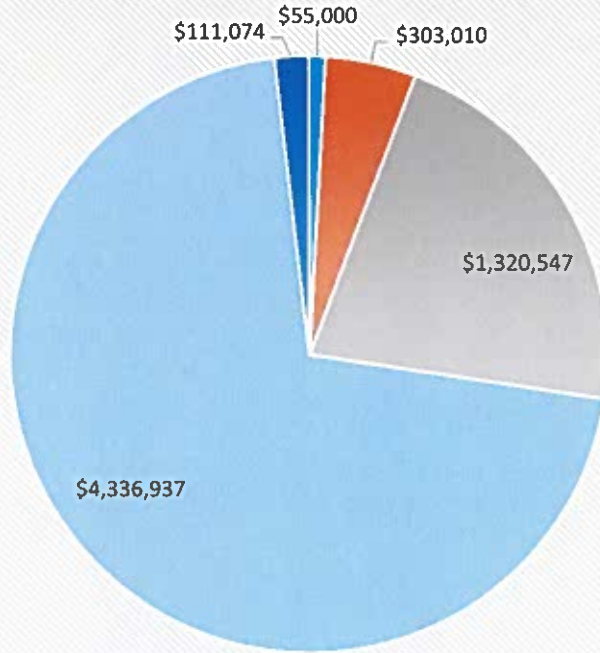
Wells Fargo Bank, NA	Balance	Net Monthly Dividends
Operating Checking	\$ 5,730,402	\$ 28,393
Portion owed to Vets Club	40,970	\$ -
Portion owed to TWSA	249,760	\$ -
Total Wells Fargo Operating Account	6,021,132	\$ 28,393
Flexible Spending Account	1,836	\$ -
Payroll Account (this is a sweep account)	-	\$ -
St. Mary's Health Reimbursement Account	52,136	\$ -
Totals	\$ 6,075,104	\$ 28,393

Total Monthly Interest and Dividends	\$ 179,175
Total Monthly Dividends - Wells Fargo	28,393
Total Monthly Interest and Dividends	\$ 207,568

INCLINE VILLAGE GENERAL IMPROVEMENT DISTRICT

Debt Service

August 2024



- State of NV - Clean Water State Revolving Fund Loan - CW2303 \$55,000 (currently interest only payments) **
- State of NV - State Water Pollution Revolving Fund (Water Pollution) - CS32-0404 \$401,311
- State of NV - State Water Pollution Revolving Fund (Drinking Water) - DW1201 \$1,400,497
- State of NV - Clean Water State Revolving Fund Loan - CW2303 \$4,336,937 (currently interest only payments) **
- State of NV - Revolving Funds (Drinking Water) - IVGID-1 \$111,074

Debt Service	Maturity Date	Outstanding Debt	Monthly Interest Expense	Next Debt Payment Date	Next Debt Payment Amount
State of NV - Clean Water State Revolving Fund Loan - CW2303 \$55,000 (currently interest only payments) **	1/1/2054	\$ 55,000	2.19%	1/1/2025	\$ 602
State of NV - State Water Pollution Revolving Fund (Water Pollution) - CS32-0404 \$401,311	1/1/2026	\$ 303,010	\$ 688	1/1/2025	\$ 103,768
State of NV - State Water Pollution Revolving Fund (Drinking Water) -DW1201 \$1,400,497	1/1/2032	\$ 1,320,547	\$ 2,630	1/1/2025	\$ 96,686
State of NV - Clean Water State Revolving Fund Loan - CW2303 \$4,336,937 (currently interest only payments) **	1/1/2053	\$ 4,336,937	2.19%	1/1/2025	\$ 47,489
State of NV - Revolving Funds (Drinking Water) - IVGID-1 \$111,074	7/1/2025	\$ 111,074	\$ 285	1/1/2025	\$ 56,824
TOTALS		\$ 6,126,568			

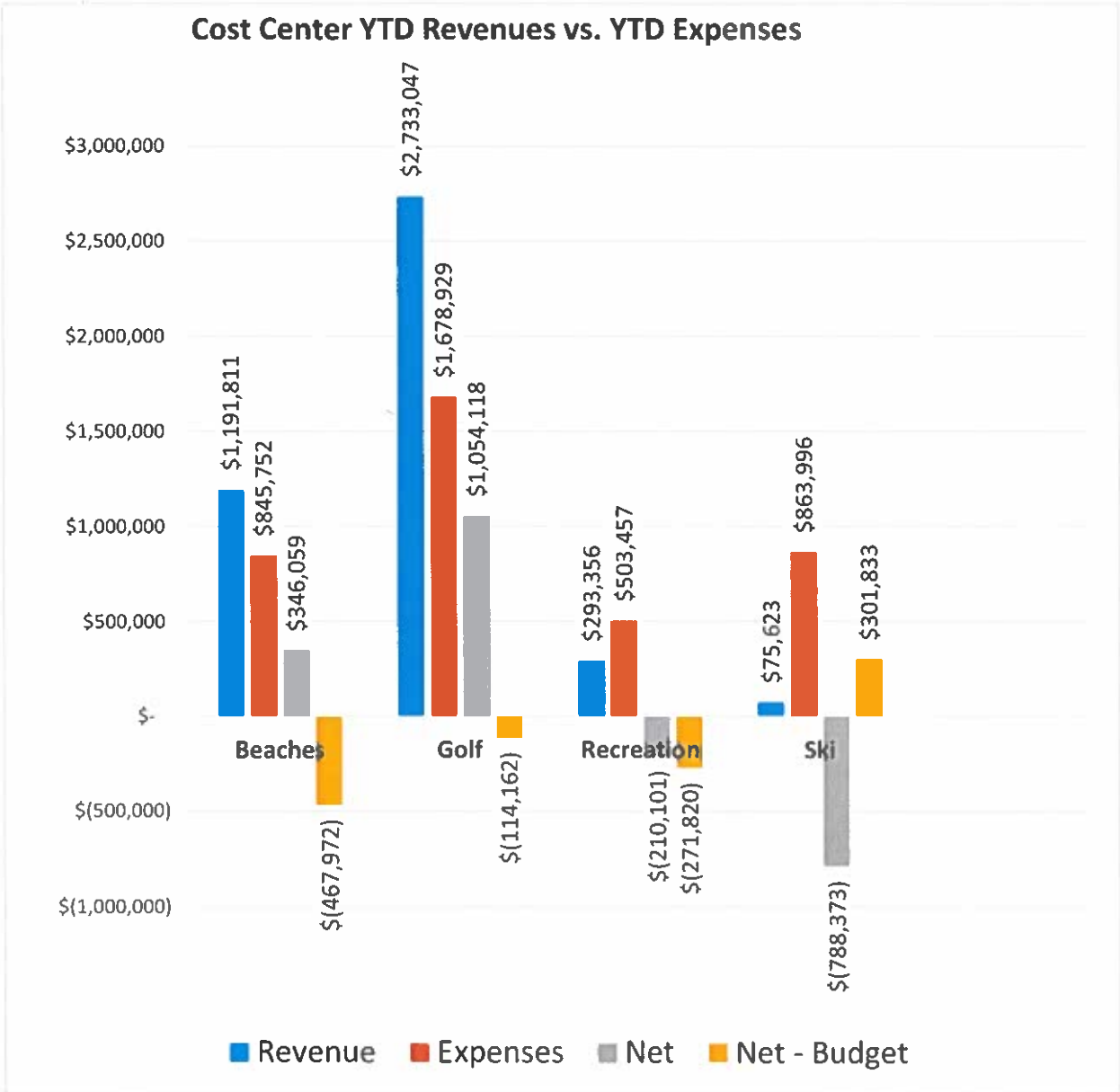
** Estimate - Loan is currently interest only payment

Cost Center Reports

August 2024



Cost Center YTD Revenues vs. YTD Expenses



Cost Center	YTD Revenues	YTD Expenses	Net	YTD Net Annualized Budget
Beaches	\$ 1,191,811	\$ 845,752	\$ 346,059	\$ (467,972)
Golf	\$ 2,733,047	\$ 1,678,929	\$ 1,054,118	\$ (114,162)
Recreation	\$ 293,356	\$ 503,457	\$ (210,101)	\$ (271,820)
Ski	\$ 75,623	\$ 863,996	\$ (788,373)	\$ 301,833
TOTALS	\$ 4,293,837	\$ 3,892,134	\$ 401,703	\$ (552,122)

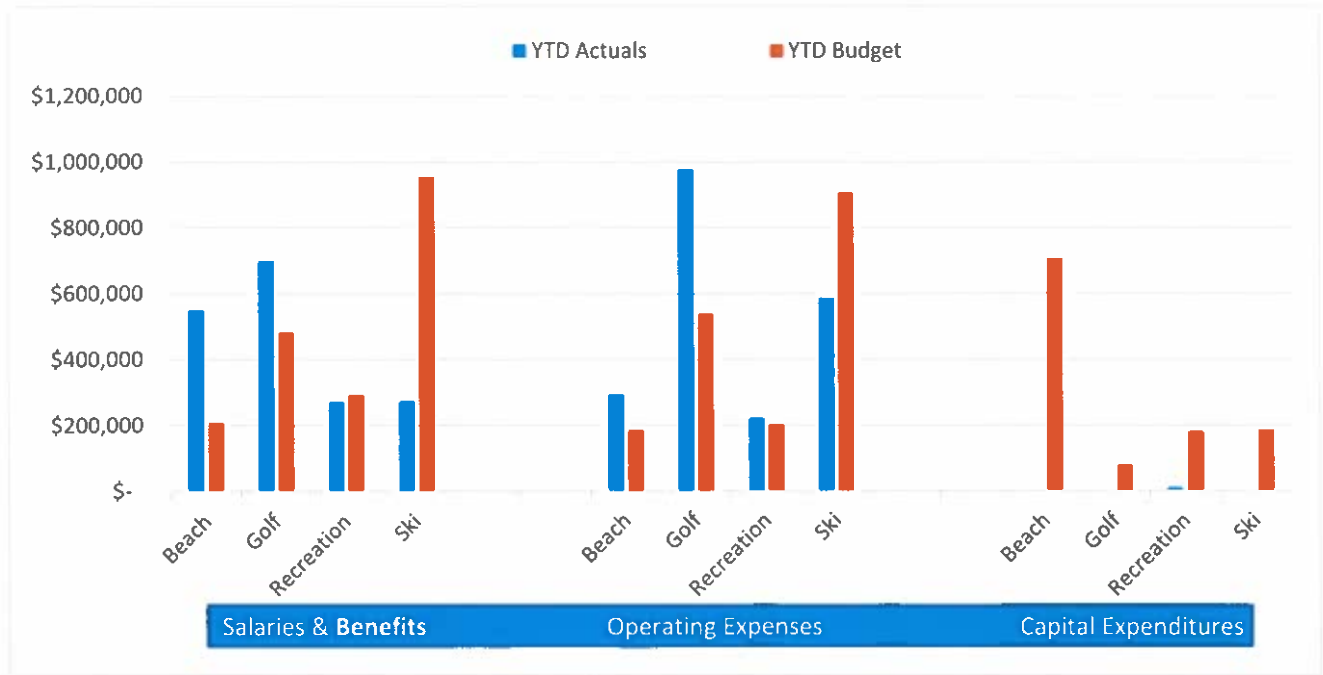
INCLINE VILLAGE GENERAL IMPROVEMENT DISTRICT

Cost Center Reports **August 2024**

Breakdown of Expenditures

Cost Center	YTD Sal & Benefits	YTD Operating Exp.	YTD Capital Expenditures	YTD Total Expenditures
Beaches	\$ 550,864	\$ 294,745	\$ 143	\$ 845,752
Golf	\$ 699,596	\$ 977,493	\$ 1,840	\$ 1,678,929
Recreation	\$ 271,762	\$ 221,821	\$ 9,874	\$ 503,457
Ski	\$ 273,784	\$ 587,272	\$ 2,940	\$ 863,996
TOTALS	\$ 1,796,006	\$ 2,081,332	\$ 14,797	\$ 3,892,134

Expenditure Categories Comparison to Budget



ATTACHMENT A

CHECK NUMBER	CHECK DATE	CHECK TYPE	VENDOR NAME	ORG	OBJECT	AMOUNT	DEPT NAME	DIVISION
9316	08/02/2024	EFT	Granite Construction Company	20002599	8120	1,094,429.31	Sewer	Administration
11823107	08/23/2024	PRINTED	Gerhardt & Berry Construction Inc	20002299	8120	275,985.30	Water	Administration
11823082	08/16/2024	PRINTED	Sierra Nevada Construction, Inc.	20002224	7510	146,146.20	Water	Transmission
11823068	08/16/2024	PRINTED	NV Energy	39003999	7810	930.60	Beach	Administration
11823068	08/16/2024	PRINTED	NV Energy	30333351	7810	83.15	Facilities	Aspen Grove
11823068	08/16/2024	PRINTED	NV Energy	10001099	7810	941.87	General Government	Administration
11823068	08/16/2024	PRINTED	NV Energy	10004378	7810	7,202.15	Parks	Park Services
11823068	08/16/2024	PRINTED	NV Energy	20002522	7810	7,062.26	Sewer	Pumping
11823068	08/16/2024	PRINTED	NV Energy	20002521	7810	16,469.67	Sewer	Supply
11823068	08/16/2024	PRINTED	NV Energy	20002523	7810	17,651.63	Sewer	Treatment
11823068	08/16/2024	PRINTED	NV Energy	30384588	7810	211.39	Tennis	Tennis Services
11823068	08/16/2024	PRINTED	NV Energy	20002299	7810	1,346.60	Water	Administration
11823068	08/16/2024	PRINTED	NV Energy	20002222	7810	17,127.60	Water	Pumping
11823068	08/16/2024	PRINTED	NV Energy	20002223	7810	50,851.20	Water	Treatment
						<u>119,878.12</u>		
9420	08/28/2024	EFT	Construction Materials Engineers, II	20002524	8120	71,172.50	Sewer	Transmission
11823149	08/30/2024	PRINTED	Champion Chevrolet	20002297	8120	60,437.98	Water	Shared Expenses
11822985	08/02/2024	PRINTED	Club Car, LLC	30323142	8120	40,080.00	Championship Course	Course Maintenance
11822985	08/02/2024	PRINTED	Club Car, LLC	30323242	8120	20,040.00	Mountain Course	Course Maintenance
						<u>60,120.00</u>		
9326	08/02/2024	EFT	RubinBrown LLP	10001212	6020	60,000.00	Financial Administration	Accounting

ATTACHMENT B

CHECK NUMBER	CHECK DATE	CHECK TYPE	VENDOR NAME	ORG	OBJECT	AMOUNT	DEPT NAME	DIVISION
9327	08/02/2024	EFT	Sierra Electronics	39003999	7510	108.03	Beach	Administration
9354	08/16/2024	EFT	Amazon Capital Services, INC	39003999	7415	(51.96)	Beach	Administration
9354	08/16/2024	EFT	Amazon Capital Services, INC	39003999	7415	(12.99)	Beach	Administration
9354	08/16/2024	EFT	Amazon Capital Services, INC	39003999	7415	189.90	Beach	Administration
9369	08/16/2024	EFT	Sierra Electronics	39003999	7510	108.03	Beach	Administration
9305	08/02/2024	EFT	Airgas National Carbonation	39003985	7425	235.44	Beach	Aquatics
9305	08/02/2024	EFT	Airgas National Carbonation	39003985	7425	348.20	Beach	Aquatics
9333	08/02/2024	EFT	Mary Emkjer	39003985	7430	341.00	Beach	Aquatics
9333	08/02/2024	EFT	Mary Emkjer	39003985	7415	2,463.50	Beach	Aquatics
9339	08/08/2024	EFT	Airgas National Carbonation	39003985	7425	86.69	Beach	Aquatics
9343	08/08/2024	EFT	Gwynne Cunningham	39003985	7415	61.64	Beach	Aquatics
9354	08/16/2024	EFT	Amazon Capital Services, INC	39003985	7415	47.16	Beach	Aquatics
9354	08/16/2024	EFT	Amazon Capital Services, INC	39003985	7415	54.50	Beach	Aquatics
9354	08/16/2024	EFT	Amazon Capital Services, INC	39003985	7415	77.98	Beach	Aquatics
9354	08/16/2024	EFT	Amazon Capital Services, INC	39003985	7415	76.58	Beach	Aquatics
9354	08/16/2024	EFT	Amazon Capital Services, INC	39003985	7415	22.33	Beach	Aquatics
9354	08/16/2024	EFT	Amazon Capital Services, INC	39003985	7415	33.39	Beach	Aquatics
9354	08/16/2024	EFT	Amazon Capital Services, INC	39003985	7415	35.12	Beach	Aquatics
9354	08/16/2024	EFT	Amazon Capital Services, INC	39003985	7415	9.95	Beach	Aquatics
9354	08/16/2024	EFT	Amazon Capital Services, INC	39003985	7415	63.85	Beach	Aquatics
9354	08/16/2024	EFT	Amazon Capital Services, INC	39003985	7415	179.75	Beach	Aquatics
9354	08/16/2024	EFT	Amazon Capital Services, INC	39003985	7415	9.49	Beach	Aquatics
9354	08/16/2024	EFT	Amazon Capital Services, INC	39003985	7415	272.00	Beach	Aquatics
9354	08/16/2024	EFT	Amazon Capital Services, INC	39003985	7415	9.44	Beach	Aquatics
9354	08/16/2024	EFT	Amazon Capital Services, INC	39003985	7415	23.38	Beach	Aquatics
9354	08/16/2024	EFT	Amazon Capital Services, INC	39003985	7415	83.85	Beach	Aquatics
9354	08/16/2024	EFT	Amazon Capital Services, INC	39003985	7415	35.12	Beach	Aquatics
9354	08/16/2024	EFT	Amazon Capital Services, INC	39003985	7415	19.98	Beach	Aquatics
9354	08/16/2024	EFT	Amazon Capital Services, INC	39003985	7415	40.68	Beach	Aquatics
9354	08/16/2024	EFT	Amazon Capital Services, INC	39003985	7415	77.97	Beach	Aquatics
9354	08/16/2024	EFT	Amazon Capital Services, INC	39003985	7415	561.27	Beach	Aquatics
9354	08/16/2024	EFT	Amazon Capital Services, INC	39003985	7415	34.95	Beach	Aquatics
9354	08/16/2024	EFT	Amazon Capital Services, INC	39003985	7415	24.56	Beach	Aquatics
9354	08/16/2024	EFT	Amazon Capital Services, INC	39003985	7415	386.34	Beach	Aquatics
9354	08/16/2024	EFT	Amazon Capital Services, INC	39003985	7415	(77.97)	Beach	Aquatics
9355	08/16/2024	EFT	Amazon Capital Services, INC	39003985	7415	8.88	Beach	Aquatics
9355	08/16/2024	EFT	Amazon Capital Services, INC	39003985	7415	8.24	Beach	Aquatics
9391	08/23/2024	EFT	Thatcher Company of Nevada, Inc	39003985	7425	6,163.05	Beach	Aquatics
9391	08/23/2024	EFT	Thatcher Company of Nevada, Inc	39003985	7425	(1,000.00)	Beach	Aquatics
9391	08/23/2024	EFT	Thatcher Company of Nevada, Inc	39003985	7425	(1,673.00)	Beach	Aquatics
9412	08/28/2024	EFT	Airgas National Carbonation	39003985	7425	229.75	Beach	Aquatics
9327	08/02/2024	EFT	Sierra Electronics	39003971	7510	130.53	Beach	Beach Hosts
9354	08/16/2024	EFT	Amazon Capital Services, INC	39003971	7415	33.25	Beach	Beach Hosts
9369	08/16/2024	EFT	Sierra Electronics	39003971	7510	130.53	Beach	Beach Hosts

CHECK NUMBER	CHECK DATE	CHECK TYPE	VENDOR NAME	ORG	OBJECT	AMOUNT	DEPT NAME	DIVISION
9361	08/16/2024	EFT	Halo Branded Solutions, INC	39003953	7415	326.30	Beach	Food & Beverage
9390	08/23/2024	EFT	Sysco Food Services of Sacramento	39003953	7415	82.84	Beach	Food & Beverage
9390	08/23/2024	EFT	Sysco Food Services of Sacramento	39003953	7415	168.32	Beach	Food & Beverage
9390	08/23/2024	EFT	Sysco Food Services of Sacramento	39003953	7415	70.42	Beach	Food & Beverage
9390	08/23/2024	EFT	Sysco Food Services of Sacramento	39003953	7415	53.44	Beach	Food & Beverage
9390	08/23/2024	EFT	Sysco Food Services of Sacramento	39003953	7415	68.92	Beach	Food & Beverage
9405	08/23/2024	EFT	L&C Cook Specialty Foods, Inc.	39003953	7415	8.95	Beach	Food & Beverage
9405	08/23/2024	EFT	L&C Cook Specialty Foods, Inc.	39003953	7415	8.95	Beach	Food & Beverage
9405	08/23/2024	EFT	L&C Cook Specialty Foods, Inc.	39003953	7415	8.95	Beach	Food & Beverage
9405	08/23/2024	EFT	L&C Cook Specialty Foods, Inc.	39003953	7415	8.95	Beach	Food & Beverage
9405	08/23/2024	EFT	L&C Cook Specialty Foods, Inc.	39003953	7415	8.95	Beach	Food & Beverage
9405	08/23/2024	EFT	L&C Cook Specialty Foods, Inc.	39003953	7415	8.95	Beach	Food & Beverage
9405	08/23/2024	EFT	L&C Cook Specialty Foods, Inc.	39003953	7415	8.95	Beach	Food & Beverage
9405	08/23/2024	EFT	L&C Cook Specialty Foods, Inc.	39003953	7415	8.95	Beach	Food & Beverage
9405	08/23/2024	EFT	L&C Cook Specialty Foods, Inc.	39003953	7415	8.95	Beach	Food & Beverage
9405	08/23/2024	EFT	L&C Cook Specialty Foods, Inc.	39003953	7415	8.95	Beach	Food & Beverage
9405	08/23/2024	EFT	L&C Cook Specialty Foods, Inc.	39003953	7415	8.95	Beach	Food & Beverage
9430	08/28/2024	EFT	US Foodservice, Inc.	39003953	7415	74.39	Beach	Food & Beverage
9430	08/28/2024	EFT	US Foodservice, Inc.	39003953	7415	43.87	Beach	Food & Beverage
9430	08/28/2024	EFT	US Foodservice, Inc.	39003953	7415	53.95	Beach	Food & Beverage
9430	08/28/2024	EFT	US Foodservice, Inc.	39003953	7415	170.88	Beach	Food & Beverage
9430	08/28/2024	EFT	US Foodservice, Inc.	39003953	7415	132.14	Beach	Food & Beverage
9430	08/28/2024	EFT	US Foodservice, Inc.	39003953	7415	214.08	Beach	Food & Beverage
9430	08/28/2024	EFT	US Foodservice, Inc.	39003953	7415	187.34	Beach	Food & Beverage
9430	08/28/2024	EFT	US Foodservice, Inc.	39003953	7415	250.12	Beach	Food & Beverage
9446	08/30/2024	EFT	US Foodservice, Inc.	39003953	7415	53.95	Beach	Food & Beverage
9308	08/02/2024	EFT	Amazon Capital Services, INC	39003978	7430	(45.99)	Beach	Park Services
9308	08/02/2024	EFT	Amazon Capital Services, INC	39003978	7415	117.23	Beach	Park Services
9313	08/02/2024	EFT	First Choice Services	39003978	7415	258.65	Beach	Park Services
9332	08/02/2024	EFT	Tahoe Supply Company LLC	39003978	7415	442.04	Beach	Park Services
9342	08/08/2024	EFT	First Choice Services	39003978	7415	195.70	Beach	Park Services
9354	08/16/2024	EFT	Amazon Capital Services, INC	39003978	7415	76.98	Beach	Park Services
9354	08/16/2024	EFT	Amazon Capital Services, INC	39003978	7415	84.46	Beach	Park Services
9354	08/16/2024	EFT	Amazon Capital Services, INC	39003978	7415	22.57	Beach	Park Services
9354	08/16/2024	EFT	Amazon Capital Services, INC	39003978	7415	26.74	Beach	Park Services
9354	08/16/2024	EFT	Amazon Capital Services, INC	39003978	7415	124.45	Beach	Park Services
9354	08/16/2024	EFT	Amazon Capital Services, INC	39003978	7415	292.69	Beach	Park Services
9354	08/16/2024	EFT	Amazon Capital Services, INC	39003978	7415	52.47	Beach	Park Services
9354	08/16/2024	EFT	Amazon Capital Services, INC	39003978	7415	24.26	Beach	Park Services
9354	08/16/2024	EFT	Amazon Capital Services, INC	39003978	7415	28.49	Beach	Park Services
9354	08/16/2024	EFT	Amazon Capital Services, INC	39003978	7415	136.47	Beach	Park Services
9354	08/16/2024	EFT	Amazon Capital Services, INC	39003978	7415	99.22	Beach	Park Services
9357	08/16/2024	EFT	Bertholf Transportation LLC	39003978	7510	760.36	Beach	Park Services

CHECK NUMBER	CHECK DATE	CHECK TYPE	VENDOR NAME	ORG	OBJECT	AMOUNT	DEPT NAME	DIVISION
9393	08/23/2024	EFT	United Rentals (North America, Inc.)	39003978	7480	1,549.05	Beach	Park Services
9410	08/23/2024	EFT	United Rentals (North America, Inc.)	39003978	7480	3,322.88	Beach	Park Services
9410	08/23/2024	EFT	United Rentals (North America, Inc.)	39003978	7480	3,181.68	Beach	Park Services
9410	08/23/2024	EFT	United Rentals (North America, Inc.)	39003978	7480	540.13	Beach	Park Services
9411	08/23/2024	EFT	United Site Services of Nevada, Inc.	39003978	7480	1,034.00	Beach	Park Services
9429	08/28/2024	EFT	Tahoe Supply Company LLC	39003978	7415	730.86	Beach	Park Services
9429	08/28/2024	EFT	Tahoe Supply Company LLC	39003978	7415	66.65	Beach	Park Services
9429	08/28/2024	EFT	Tahoe Supply Company LLC	39003978	7415	136.00	Beach	Park Services
9442	08/30/2024	EFT	Sierra Pest Control Inc	39003978	7330	95.00	Beach	Park Services
9444	08/30/2024	EFT	Tahoe Supply Company LLC	39003978	7415	156.24	Beach	Park Services
9320	08/02/2024	EFT	Fire Protection Service Corp	40435394	7510	1,065.00	Buildings	Building Maintenance
9320	08/02/2024	EFT	Fire Protection Service Corp	40435394	7510	65.04	Buildings	Building Maintenance
9341	08/08/2024	EFT	Richard Clark	40435394	7510	1,068.00	Buildings	Building Maintenance
9351	08/08/2024	EFT	Fire Protection Service Corp	40435394	7515	65.04	Buildings	Building Maintenance
9358	08/16/2024	EFT	Building Control Services, Inc.	40435394	7510	625.00	Buildings	Building Maintenance
9358	08/16/2024	EFT	Building Control Services, Inc.	40435394	7510	682.50	Buildings	Building Maintenance
9358	08/16/2024	EFT	Building Control Services, Inc.	40435394	7510	844.97	Buildings	Building Maintenance
9382	08/23/2024	EFT	Fire Protection Service Corp	40435394	7510	570.00	Buildings	Building Maintenance
9395	08/23/2024	EFT	Utility Telecom Group, LLC	40435394	7840	91.58	Buildings	Building Maintenance
9398	08/23/2024	EFT	Amazon Capital Services, INC	40435394	7510	134.95	Buildings	Building Maintenance
9398	08/23/2024	EFT	Amazon Capital Services, INC	40435394	7510	681.64	Buildings	Building Maintenance
9398	08/23/2024	EFT	Amazon Capital Services, INC	40435394	7510	61.84	Buildings	Building Maintenance
9398	08/23/2024	EFT	Amazon Capital Services, INC	40435394	7510	184.29	Buildings	Building Maintenance
9415	08/28/2024	EFT	Sammie Santiago	40435394	7415	148.48	Buildings	Building Maintenance
9418	08/28/2024	EFT	Building Control Services, Inc.	40435394	7510	1,819.55	Buildings	Building Maintenance
9429	08/28/2024	EFT	Tahoe Supply Company LLC	40435394	7510	101.32	Buildings	Building Maintenance
9429	08/28/2024	EFT	Tahoe Supply Company LLC	40435394	7510	503.62	Buildings	Building Maintenance
9429	08/28/2024	EFT	Tahoe Supply Company LLC	40435394	7510	205.65	Buildings	Building Maintenance
9429	08/28/2024	EFT	Tahoe Supply Company LLC	40435394	7510	1,341.20	Buildings	Building Maintenance
9444	08/30/2024	EFT	Tahoe Supply Company LLC	40435394	7510	141.06	Buildings	Building Maintenance
9444	08/30/2024	EFT	Tahoe Supply Company LLC	40435394	7510	62.64	Buildings	Building Maintenance
9317	08/02/2024	EFT	KATHLEEN SHOTWELL	30323199	7685	119.26	Championship Course	Administration
9321	08/02/2024	EFT	MR Copy Inc	30323199	7330	25.00	Championship Course	Administration
9322	08/02/2024	EFT	Pacific States Communications of Nevada, Inc.	30323199	7840	130.20	Championship Course	Administration
9322	08/02/2024	EFT	Pacific States Communications of Nevada, Inc.	30323199	7840	130.20	Championship Course	Administration
9323	08/02/2024	EFT	PNC Bank, National Association	30323199	8220	156.17	Championship Course	Administration
9335	08/02/2024	EFT	TurfHound, Inc.	30323199	8120	17,951.90	Championship Course	Administration
9345	08/08/2024	EFT	MR Copy Inc	30323199	7330	9.83	Championship Course	Administration
9347	08/08/2024	EFT	PNC Bank, National Association	30323199	8220	156.17	Championship Course	Administration
9414	08/28/2024	EFT	Sammie M Santiago	30323199	7530	2,420.00	Championship Course	Administration
9439	08/30/2024	EFT	Pacific States Communications of Nevada, Inc.	30323199	7840	130.20	Championship Course	Administration
9348	08/08/2024	EFT	Raley's	30323142	7350	115.77	Championship Course	Course Maintenance
9354	08/16/2024	EFT	Amazon Capital Services, INC	30323142	7415	27.00	Championship Course	Course Maintenance
9354	08/16/2024	EFT	Amazon Capital Services, INC	30323142	7430	96.03	Championship Course	Course Maintenance

CHECK NUMBER	CHECK DATE	CHECK TYPE	VENDOR NAME	ORG	OBJECT	AMOUNT	DEPT NAME	DIVISION
9354	08/16/2024	EFT	Amazon Capital Services, INC	30323142	7415	407.25	Championship Course	Course Maintenance
9354	08/16/2024	EFT	Amazon Capital Services, INC	30323142	7435	259.00	Championship Course	Course Maintenance
9354	08/16/2024	EFT	Amazon Capital Services, INC	30323142	7430	149.00	Championship Course	Course Maintenance
9354	08/16/2024	EFT	Amazon Capital Services, INC	30323142	7415	432.24	Championship Course	Course Maintenance
9359	08/16/2024	EFT	Cashman Equipment Company	30323142	7480	329.00	Championship Course	Course Maintenance
9400	08/23/2024	EFT	Nevada Organics, LLC	30323142	7825	440.00	Championship Course	Course Maintenance
9400	08/23/2024	EFT	Nevada Organics, LLC	30323142	7825	295.00	Championship Course	Course Maintenance
9419	08/28/2024	EFT	Charter Communications Holdings, LLC	30323142	7830	93.43	Championship Course	Course Maintenance
9419	08/28/2024	EFT	Charter Communications Holdings, LLC	30323142	7830	102.38	Championship Course	Course Maintenance
9433	08/30/2024	EFT	Bertholf Transportation LLC	30323142	7415	2,049.80	Championship Course	Course Maintenance
9321	08/02/2024	EFT	MR Copy Inc	30323141	7330	15.00	Championship Course	Course Operations
9327	08/02/2024	EFT	Sierra Electronics	30323141	7510	145.53	Championship Course	Course Operations
9369	08/16/2024	EFT	Sierra Electronics	30323141	7510	145.53	Championship Course	Course Operations
9354	08/16/2024	EFT	Amazon Capital Services, INC	30323140	7530	35.52	Championship Course	Course Services
9354	08/16/2024	EFT	Amazon Capital Services, INC	30323143	7415	27.99	Championship Course	Driving Range
9354	08/16/2024	EFT	Amazon Capital Services, INC	30323143	7415	71.89	Championship Course	Driving Range
9355	08/16/2024	EFT	Amazon Capital Services, INC	30323143	7415	7.99	Championship Course	Driving Range
9444	08/30/2024	EFT	Tahoe Supply Company LLC	30323143	7415	121.74	Championship Course	Driving Range
9307	08/02/2024	EFT	ALSCO	30323153	7430	14.35	Championship Course	Food & Beverage
9307	08/02/2024	EFT	ALSCO	30323153	7415	159.08	Championship Course	Food & Beverage
9307	08/02/2024	EFT	ALSCO	30323153	7415	18.02	Championship Course	Food & Beverage
9307	08/02/2024	EFT	ALSCO	30323153	7415	20.56	Championship Course	Food & Beverage
9307	08/02/2024	EFT	ALSCO	30323153	7430	65.05	Championship Course	Food & Beverage
9307	08/02/2024	EFT	ALSCO	30323153	7415	183.14	Championship Course	Food & Beverage
9307	08/02/2024	EFT	ALSCO	30323153	7415	200.92	Championship Course	Food & Beverage
9307	08/02/2024	EFT	ALSCO	30323153	7430	18.54	Championship Course	Food & Beverage
9307	08/02/2024	EFT	ALSCO	30323153	7415	40.27	Championship Course	Food & Beverage
9307	08/02/2024	EFT	ALSCO	30323153	7430	59.94	Championship Course	Food & Beverage
9307	08/02/2024	EFT	ALSCO	30323153	7415	262.10	Championship Course	Food & Beverage
9309	08/02/2024	EFT	Cozzini Bros. Inc	30323153	7415	56.50	Championship Course	Food & Beverage
9312	08/02/2024	EFT	Farmer Bros. Co	30323153	7415	7.50	Championship Course	Food & Beverage
9318	08/02/2024	EFT	Linde Gas & Equipment Inc.	30323153	7415	53.80	Championship Course	Food & Beverage
9327	08/02/2024	EFT	Sierra Electronics	30323153	7415	40.53	Championship Course	Food & Beverage
9332	08/02/2024	EFT	Tahoe Supply Company LLC	30323153	7530	467.80	Championship Course	Food & Beverage
9340	08/08/2024	EFT	ALSCO	30323153	7415	29.31	Championship Course	Food & Beverage
9340	08/08/2024	EFT	ALSCO	30323153	7415	18.02	Championship Course	Food & Beverage
9340	08/08/2024	EFT	ALSCO	30323153	7415	213.59	Championship Course	Food & Beverage
9340	08/08/2024	EFT	ALSCO	30323153	7430	57.15	Championship Course	Food & Beverage
9340	08/08/2024	EFT	ALSCO	30323153	7415	18.02	Championship Course	Food & Beverage
9340	08/08/2024	EFT	ALSCO	30323153	7415	29.31	Championship Course	Food & Beverage
9340	08/08/2024	EFT	ALSCO	30323153	7430	62.26	Championship Course	Food & Beverage
9340	08/08/2024	EFT	ALSCO	30323153	7415	213.84	Championship Course	Food & Beverage
9348	08/08/2024	EFT	Raley's	30323153	7415	30.30	Championship Course	Food & Beverage
9348	08/08/2024	EFT	Raley's	30323153	7350	26.97	Championship Course	Food & Beverage

CHECK NUMBER	CHECK DATE	CHECK TYPE	VENDOR NAME	ORG	OBJECT	AMOUNT	DEPT NAME	DIVISION
9353	08/16/2024	EFT	ALSCO	30323153	7415	90.95	Championship Course	Food & Beverage
9353	08/16/2024	EFT	ALSCO	30323153	7430	19.94	Championship Course	Food & Beverage
9353	08/16/2024	EFT	ALSCO	30323153	7415	29.31	Championship Course	Food & Beverage
9353	08/16/2024	EFT	ALSCO	30323153	7430	29.27	Championship Course	Food & Beverage
9353	08/16/2024	EFT	ALSCO	30323153	7415	182.40	Championship Course	Food & Beverage
9353	08/16/2024	EFT	ALSCO	30323153	7415	91.13	Championship Course	Food & Beverage
9353	08/16/2024	EFT	ALSCO	30323153	7430	23.66	Championship Course	Food & Beverage
9354	08/16/2024	EFT	Amazon Capital Services, INC	30323153	7430	30.71	Championship Course	Food & Beverage
9369	08/16/2024	EFT	Sierra Electronics	30323153	7510	40.53	Championship Course	Food & Beverage
9379	08/23/2024	EFT	Farmer Bros. Co	30323153	7415	12.50	Championship Course	Food & Beverage
9384	08/23/2024	EFT	Produce Plus	30323153	7415	8.00	Championship Course	Food & Beverage
9384	08/23/2024	EFT	Produce Plus	30323153	7415	8.00	Championship Course	Food & Beverage
9384	08/23/2024	EFT	Produce Plus	30323153	7415	8.00	Championship Course	Food & Beverage
9384	08/23/2024	EFT	Produce Plus	30323153	7415	8.00	Championship Course	Food & Beverage
9384	08/23/2024	EFT	Produce Plus	30323153	7415	8.00	Championship Course	Food & Beverage
9384	08/23/2024	EFT	Produce Plus	30323153	7415	8.00	Championship Course	Food & Beverage
9390	08/23/2024	EFT	Sysco Food Services of Sacramento	30323153	7415	249.60	Championship Course	Food & Beverage
9405	08/23/2024	EFT	L&C Cook Specialty Foods, Inc.	30323153	7415	8.95	Championship Course	Food & Beverage
9405	08/23/2024	EFT	L&C Cook Specialty Foods, Inc.	30323153	7415	8.95	Championship Course	Food & Beverage
9405	08/23/2024	EFT	L&C Cook Specialty Foods, Inc.	30323153	7415	8.95	Championship Course	Food & Beverage
9405	08/23/2024	EFT	L&C Cook Specialty Foods, Inc.	30323153	7415	8.95	Championship Course	Food & Beverage
9405	08/23/2024	EFT	L&C Cook Specialty Foods, Inc.	30323153	7415	8.95	Championship Course	Food & Beverage
9405	08/23/2024	EFT	L&C Cook Specialty Foods, Inc.	30323153	7415	8.95	Championship Course	Food & Beverage
9405	08/23/2024	EFT	L&C Cook Specialty Foods, Inc.	30323153	7415	8.95	Championship Course	Food & Beverage
9405	08/23/2024	EFT	L&C Cook Specialty Foods, Inc.	30323153	7415	8.95	Championship Course	Food & Beverage
9405	08/23/2024	EFT	L&C Cook Specialty Foods, Inc.	30323153	7415	8.95	Championship Course	Food & Beverage
9405	08/23/2024	EFT	L&C Cook Specialty Foods, Inc.	30323153	7415	8.95	Championship Course	Food & Beverage
9405	08/23/2024	EFT	L&C Cook Specialty Foods, Inc.	30323153	7415	8.95	Championship Course	Food & Beverage
9405	08/23/2024	EFT	L&C Cook Specialty Foods, Inc.	30323153	7415	8.95	Championship Course	Food & Beverage
9405	08/23/2024	EFT	L&C Cook Specialty Foods, Inc.	30323153	7415	8.95	Championship Course	Food & Beverage
9405	08/23/2024	EFT	L&C Cook Specialty Foods, Inc.	30323153	7415	8.95	Championship Course	Food & Beverage
9405	08/23/2024	EFT	L&C Cook Specialty Foods, Inc.	30323153	7415	8.95	Championship Course	Food & Beverage
9405	08/23/2024	EFT	L&C Cook Specialty Foods, Inc.	30323153	7415	8.95	Championship Course	Food & Beverage
9405	08/23/2024	EFT	L&C Cook Specialty Foods, Inc.	30323153	7415	8.95	Championship Course	Food & Beverage
9405	08/23/2024	EFT	L&C Cook Specialty Foods, Inc.	30323153	7415	8.95	Championship Course	Food & Beverage
9405	08/23/2024	EFT	L&C Cook Specialty Foods, Inc.	30323153	7415	8.95	Championship Course	Food & Beverage
9405	08/23/2024	EFT	L&C Cook Specialty Foods, Inc.	30323153	7415	8.95	Championship Course	Food & Beverage
9413	08/28/2024	EFT	ALSCO	30323153	7415	15.28	Championship Course	Food & Beverage
9413	08/28/2024	EFT	ALSCO	30323153	7430	90.71	Championship Course	Food & Beverage
9413	08/28/2024	EFT	ALSCO	30323153	7415	29.31	Championship Course	Food & Beverage
9413	08/28/2024	EFT	ALSCO	30323153	7415	240.34	Championship Course	Food & Beverage

CHECK NUMBER	CHECK DATE	CHECK TYPE	VENDOR NAME	ORG	OBJECT	AMOUNT	DEPT NAME	DIVISION
9413	08/28/2024	EFT	ALSCO	30323153	7430	56.67	Championship Course	Food & Beverage
9430	08/28/2024	EFT	US Foodservice, Inc.	30323153	7530	172.29	Championship Course	Food & Beverage
9430	08/28/2024	EFT	US Foodservice, Inc.	30323153	7415	720.20	Championship Course	Food & Beverage
9430	08/28/2024	EFT	US Foodservice, Inc.	30323153	7530	338.86	Championship Course	Food & Beverage
9430	08/28/2024	EFT	US Foodservice, Inc.	30323153	7415	301.12	Championship Course	Food & Beverage
9430	08/28/2024	EFT	US Foodservice, Inc.	30323153	7415	184.24	Championship Course	Food & Beverage
9430	08/28/2024	EFT	US Foodservice, Inc.	30323153	7415	6.00	Championship Course	Food & Beverage
9430	08/28/2024	EFT	US Foodservice, Inc.	30323153	7530	172.29	Championship Course	Food & Beverage
9430	08/28/2024	EFT	US Foodservice, Inc.	30323153	7415	428.95	Championship Course	Food & Beverage
9430	08/28/2024	EFT	US Foodservice, Inc.	30323153	7415	6.00	Championship Course	Food & Beverage
9430	08/28/2024	EFT	US Foodservice, Inc.	30323153	7415	227.67	Championship Course	Food & Beverage
9430	08/28/2024	EFT	US Foodservice, Inc.	30323153	7415	586.69	Championship Course	Food & Beverage
9430	08/28/2024	EFT	US Foodservice, Inc.	30323153	7415	250.12	Championship Course	Food & Beverage
9430	08/28/2024	EFT	US Foodservice, Inc.	30323153	7415	69.78	Championship Course	Food & Beverage
9430	08/28/2024	EFT	US Foodservice, Inc.	30323153	7530	391.27	Championship Course	Food & Beverage
9430	08/28/2024	EFT	US Foodservice, Inc.	30323153	7415	525.40	Championship Course	Food & Beverage
9430	08/28/2024	EFT	US Foodservice, Inc.	30323153	7415	863.06	Championship Course	Food & Beverage
9432	08/30/2024	EFT	ALSCO	30323153	7415	14.65	Championship Course	Food & Beverage
9432	08/30/2024	EFT	ALSCO	30323153	7430	30.67	Championship Course	Food & Beverage
9432	08/30/2024	EFT	ALSCO	30323153	7415	201.83	Championship Course	Food & Beverage
9435	08/30/2024	EFT	Cozzini Bros. Inc	30323153	7415	56.50	Championship Course	Food & Beverage
9446	08/30/2024	EFT	US Foodservice, Inc.	30323153	7415	462.96	Championship Course	Food & Beverage
9446	08/30/2024	EFT	US Foodservice, Inc.	30323153	7415	117.38	Championship Course	Food & Beverage
9446	08/30/2024	EFT	US Foodservice, Inc.	30323153	7415	446.95	Championship Course	Food & Beverage
9446	08/30/2024	EFT	US Foodservice, Inc.	30323153	7415	221.23	Championship Course	Food & Beverage
9315	08/02/2024	EFT	GPS Industries, LLC	30323144	7330	800.00	Championship Course	Golf Carts
9315	08/02/2024	EFT	GPS Industries, LLC	30323144	7330	800.00	Championship Course	Golf Carts
9319	08/02/2024	EFT	MaxTex Inc	30323144	7415	468.00	Championship Course	Golf Carts
9437	08/30/2024	EFT	GPS Industries, LLC	30323144	7330	800.00	Championship Course	Golf Carts
9354	08/16/2024	EFT	Amazon Capital Services, INC	30323198	7415	58.91	Championship Course	Marketing
9337	08/02/2024	EFT	Vantage Custom Classics Inc DBA Vanatage Apparel	30323146	7945	25.06	Championship Course	Pro Shop
9354	08/16/2024	EFT	Amazon Capital Services, INC	30323146	7415	53.59	Championship Course	Pro Shop
9396	08/23/2024	EFT	Vantage Custom Classics Inc DBA Vanatage Apparel	30323146	7945	177.00	Championship Course	Pro Shop
9438	08/30/2024	EFT	Hillierich & Bradby Co-dba: Bionic Glove Tech	30323146	7945	27.54	Championship Course	Pro Shop
9321	08/02/2024	EFT	MR Copy Inc	30343499	7330	1.75	Diamond Peak Ski Resort	Administration
9321	08/02/2024	EFT	MR Copy Inc	30343499	7330	20.73	Diamond Peak Ski Resort	Administration
9322	08/02/2024	EFT	Pacific States Communications of Nevada, Inc.	30343499	7840	130.20	Diamond Peak Ski Resort	Administration
9322	08/02/2024	EFT	Pacific States Communications of Nevada, Inc.	30343499	7840	130.20	Diamond Peak Ski Resort	Administration
9345	08/08/2024	EFT	MR Copy Inc	30343499	7330	8.75	Diamond Peak Ski Resort	Administration
9368	08/16/2024	EFT	MR Copy Inc	30343499	7330	5.31	Diamond Peak Ski Resort	Administration
9439	08/30/2024	EFT	Pacific States Communications of Nevada, Inc.	30343499	7840	130.20	Diamond Peak Ski Resort	Administration
9354	08/16/2024	EFT	Amazon Capital Services, INC	30343449	7415	279.97	Diamond Peak Ski Resort	Brushing Crew
9354	08/16/2024	EFT	Amazon Capital Services, INC	30343449	7415	247.26	Diamond Peak Ski Resort	Brushing Crew
9368	08/16/2024	EFT	MR Copy Inc	30343467	7330	0.75	Diamond Peak Ski Resort	Child Ski Center

CHECK NUMBER	CHECK DATE	CHECK TYPE	VENDOR NAME	ORG	OBJECT	AMOUNT	DEPT NAME	DIVISION
9321	08/02/2024	EFT	MR Copy Inc	30343453	7330	25.00	Diamond Peak Ski Resort	Food & Beverage
9354	08/16/2024	EFT	Amazon Capital Services, INC	30343453	7300	(239.99)	Diamond Peak Ski Resort	Food & Beverage
9419	08/28/2024	EFT	Charter Communications Holdings, LLC	30343496	7830	318.91	Diamond Peak Ski Resort	Hyatt Shop
9310	08/02/2024	EFT	Doppelmayr USA, Inc.	30343462	7510	1,311.12	Diamond Peak Ski Resort	Lift Operations
9310	08/02/2024	EFT	Doppelmayr USA, Inc.	30343462	7510	565.26	Diamond Peak Ski Resort	Lift Operations
9310	08/02/2024	EFT	Doppelmayr USA, Inc.	30343462	7510	1,142.45	Diamond Peak Ski Resort	Lift Operations
9354	08/16/2024	EFT	Amazon Capital Services, INC	30343462	7415	498.76	Diamond Peak Ski Resort	Lift Operations
9354	08/16/2024	EFT	Amazon Capital Services, INC	30343462	7415	110.97	Diamond Peak Ski Resort	Lift Operations
9354	08/16/2024	EFT	Amazon Capital Services, INC	30343462	7435	149.98	Diamond Peak Ski Resort	Lift Operations
9354	08/16/2024	EFT	Amazon Capital Services, INC	30343462	7435	310.65	Diamond Peak Ski Resort	Lift Operations
9354	08/16/2024	EFT	Amazon Capital Services, INC	30343462	7415	(284.02)	Diamond Peak Ski Resort	Lift Operations
9380	08/23/2024	EFT	Industrial Electrical Co.	30343462	7510	662.97	Diamond Peak Ski Resort	Lift Operations
9403	08/23/2024	EFT	Industrial Electrical Co.	30343462	7510	1,059.42	Diamond Peak Ski Resort	Lift Operations
9324	08/02/2024	EFT	Raley's	30343498	7210	83.61	Diamond Peak Ski Resort	Marketing
9388	08/23/2024	EFT	Sterling Valley Systems Dba:Inntopia	30343498	7310	1,774.00	Diamond Peak Ski Resort	Marketing
9368	08/16/2024	EFT	MR Copy Inc	30343466	7330	10.20	Diamond Peak Ski Resort	Ski & Snowboard School
9354	08/16/2024	EFT	Amazon Capital Services, INC	30343465	7433	822.42	Diamond Peak Ski Resort	Ski Patrol
9334	08/02/2024	EFT	TechnoAlpin USA, Inc	30343463	7510	4,808.22	Diamond Peak Ski Resort	Slope Maintenance
9354	08/16/2024	EFT	Amazon Capital Services, INC	30343463	7510	321.00	Diamond Peak Ski Resort	Slope Maintenance
9354	08/16/2024	EFT	Amazon Capital Services, INC	30343463	7510	709.83	Diamond Peak Ski Resort	Slope Maintenance
9354	08/16/2024	EFT	Amazon Capital Services, INC	30343463	7510	10.99	Diamond Peak Ski Resort	Slope Maintenance
9354	08/16/2024	EFT	Amazon Capital Services, INC	30343463	7415	517.27	Diamond Peak Ski Resort	Slope Maintenance
9354	08/16/2024	EFT	Amazon Capital Services, INC	30343463	7415	203.35	Diamond Peak Ski Resort	Slope Maintenance
9354	08/16/2024	EFT	Amazon Capital Services, INC	30343463	7510	138.99	Diamond Peak Ski Resort	Slope Maintenance
9370	08/16/2024	EFT	TechnoAlpin USA, Inc	30343463	7340	4,000.00	Diamond Peak Ski Resort	Slope Maintenance
9370	08/16/2024	EFT	TechnoAlpin USA, Inc	30343463	7510	1,035.35	Diamond Peak Ski Resort	Slope Maintenance
9397	08/23/2024	EFT	Western Environmental Laboratory	30343463	7415	1,004.00	Diamond Peak Ski Resort	Slope Maintenance
9368	08/16/2024	EFT	MR Copy Inc	30343461	7330	8.69	Diamond Peak Ski Resort	Ticket Office
9321	08/02/2024	EFT	MR Copy Inc	40425293	7415	124.33	Engineering	Engineering Operations
9368	08/16/2024	EFT	MR Copy Inc	40425293	7415	124.33	Engineering	Engineering Operations
9383	08/23/2024	EFT	MR Copy Inc	40425293	7415	1.75	Engineering	Engineering Operations
9395	08/23/2024	EFT	Utility Telecom Group, LLC	40425293	7840	143.88	Engineering	Engineering Operations
9331	08/02/2024	EFT	Swift Communications of California, Inc	10001111	7415	274.50	Executive	Trustees
9354	08/16/2024	EFT	Amazon Capital Services, INC	30333351	7415	156.58	Facilities	Aspen Grove
9398	08/23/2024	EFT	Amazon Capital Services, INC	30333351	7415	166.38	Facilities	Aspen Grove
9414	08/28/2024	EFT	Sammie M Santiago	30333351	7530	1,720.00	Facilities	Aspen Grove
9322	08/02/2024	EFT	Pacific States Communications of Nevada, Inc.	30333350	7840	130.20	Facilities	Chateau
9322	08/02/2024	EFT	Pacific States Communications of Nevada, Inc.	30333350	7840	130.20	Facilities	Chateau
9332	08/02/2024	EFT	Tahoe Supply Company LLC	30333350	7530	39.49	Facilities	Chateau
9337	08/02/2024	EFT	Vantage Custom Classics Inc DBA Vanatage Apparel	30333350	7430	317.91	Facilities	Chateau
9345	08/08/2024	EFT	MR Copy Inc	30333350	7330	200.34	Facilities	Chateau
9354	08/16/2024	EFT	Amazon Capital Services, INC	30333350	7415	62.84	Facilities	Chateau
9354	08/16/2024	EFT	Amazon Capital Services, INC	30333350	7415	307.88	Facilities	Chateau
9439	08/30/2024	EFT	Pacific States Communications of Nevada, Inc.	30333350	7840	130.20	Facilities	Chateau

CHECK NUMBER	CHECK DATE	CHECK TYPE	VENDOR NAME	ORG	OBJECT	AMOUNT	DEPT NAME	DIVISION
9444	08/30/2024	EFT	Tahoe Supply Company LLC	30333350	7550	43.47	Facilities	Chateau
9444	08/30/2024	EFT	Tahoe Supply Company LLC	30333350	7550	39.60	Facilities	Chateau
9307	08/02/2024	EFT	ALSCO	30333353	7415	336.88	Facilities	Food & Beverage
9312	08/02/2024	EFT	Farmer Bros. Co	30333353	7415	7.50	Facilities	Food & Beverage
9324	08/02/2024	EFT	Raley's	30333353	7415	5.28	Facilities	Food & Beverage
9340	08/08/2024	EFT	ALSCO	30333353	7415	854.31	Facilities	Food & Beverage
9340	08/08/2024	EFT	ALSCO	30333353	7415	11.07	Facilities	Food & Beverage
9340	08/08/2024	EFT	ALSCO	30333353	7430	20.41	Facilities	Food & Beverage
9340	08/08/2024	EFT	ALSCO	30333353	7415	288.53	Facilities	Food & Beverage
9348	08/08/2024	EFT	Raley's	30333353	7415	20.44	Facilities	Food & Beverage
9353	08/16/2024	EFT	ALSCO	30333353	7415	979.27	Facilities	Food & Beverage
9353	08/16/2024	EFT	ALSCO	30333353	7430	29.27	Facilities	Food & Beverage
9353	08/16/2024	EFT	ALSCO	30333353	7415	58.03	Facilities	Food & Beverage
9353	08/16/2024	EFT	ALSCO	30333353	7415	425.10	Facilities	Food & Beverage
9379	08/23/2024	EFT	Farmer Bros. Co	30333353	7415	12.50	Facilities	Food & Beverage
9384	08/23/2024	EFT	Produce Plus	30333353	7415	8.00	Facilities	Food & Beverage
9384	08/23/2024	EFT	Produce Plus	30333353	7415	8.00	Facilities	Food & Beverage
9384	08/23/2024	EFT	Produce Plus	30333353	7415	8.00	Facilities	Food & Beverage
9413	08/28/2024	EFT	ALSCO	30333353	7415	18.02	Facilities	Food & Beverage
9430	08/28/2024	EFT	US Foodservice, Inc.	30333353	7415	6.00	Facilities	Food & Beverage
9430	08/28/2024	EFT	US Foodservice, Inc.	30333353	7415	184.24	Facilities	Food & Beverage
9430	08/28/2024	EFT	US Foodservice, Inc.	30333353	7415	214.08	Facilities	Food & Beverage
9430	08/28/2024	EFT	US Foodservice, Inc.	30333353	7415	6.00	Facilities	Food & Beverage
9430	08/28/2024	EFT	US Foodservice, Inc.	30333353	7415	152.41	Facilities	Food & Beverage
9430	08/28/2024	EFT	US Foodservice, Inc.	30333353	7415	119.62	Facilities	Food & Beverage
9430	08/28/2024	EFT	US Foodservice, Inc.	30333353	7415	83.34	Facilities	Food & Beverage
9432	08/30/2024	EFT	ALSCO	30333353	7415	1,090.32	Facilities	Food & Beverage
9432	08/30/2024	EFT	ALSCO	30333353	7415	14.66	Facilities	Food & Beverage
9432	08/30/2024	EFT	ALSCO	30333353	7430	30.67	Facilities	Food & Beverage
9446	08/30/2024	EFT	US Foodservice, Inc.	30333353	7415	462.97	Facilities	Food & Beverage
9446	08/30/2024	EFT	US Foodservice, Inc.	30333353	7415	64.21	Facilities	Food & Beverage
9446	08/30/2024	EFT	US Foodservice, Inc.	30333353	7415	139.95	Facilities	Food & Beverage
9446	08/30/2024	EFT	US Foodservice, Inc.	30333353	7415	297.78	Facilities	Food & Beverage
9446	08/30/2024	EFT	US Foodservice, Inc.	30333353	7415	446.95	Facilities	Food & Beverage
9446	08/30/2024	EFT	US Foodservice, Inc.	30333353	7415	215.23	Facilities	Food & Beverage
9326	08/02/2024	EFT	RubinBrown LLP	10001212	6020	60,000.00	Financial Administration	Accounting
9368	08/16/2024	EFT	MR Copy Inc	10001212	7330	3.90	Financial Administration	Accounting
9354	08/16/2024	EFT	Amazon Capital Services, INC	10001213	7415	1,057.28	Financial Administration	Information Services
9354	08/16/2024	EFT	Amazon Capital Services, INC	10001213	7320	137.46	Financial Administration	Information Services
9355	08/16/2024	EFT	Amazon Capital Services, INC	10001213	7320	5.99	Financial Administration	Information Services
9368	08/16/2024	EFT	MR Copy Inc	10001213	7330	411.87	Financial Administration	Information Services
9440	08/30/2024	EFT	Sanity Solutions, Inc	10001213	6030	3,440.00	Financial Administration	Information Services
9311	08/02/2024	EFT	Dunseath Key Co. Inc.	10001214	7415	45.00	Financial Administration	Risk Management
9328	08/02/2024	EFT	Silver State International	40415190	7490	72.20	Fleet	Equipment Maintenance

CHECK NUMBER	CHECK DATE	CHECK TYPE	VENDOR NAME	ORG	OBJECT	AMOUNT	DEPT NAME	DIVISION
9330	08/02/2024	EFT	Stotz Equipment	40415190	7490	299.42	Fleet	Equipment Maintenance
9354	08/16/2024	EFT	Amazon Capital Services, INC	40415190	7490	97.96	Fleet	Equipment Maintenance
9354	08/16/2024	EFT	Amazon Capital Services, INC	40415190	7490	24.64	Fleet	Equipment Maintenance
9354	08/16/2024	EFT	Amazon Capital Services, INC	40415190	7490	263.64	Fleet	Equipment Maintenance
9354	08/16/2024	EFT	Amazon Capital Services, INC	40415190	7490	60.94	Fleet	Equipment Maintenance
9360	08/16/2024	EFT	Amazon Capital Services, INC	40415190	7490	19.39	Fleet	Equipment Maintenance
9376	08/16/2024	EFT	Flyers Energy LLC	40415190	7490	1,826.22	Fleet	Equipment Maintenance
9389	08/23/2024	EFT	Cashman Equipment Company	40415190	7490	72.22	Fleet	Equipment Maintenance
9395	08/23/2024	EFT	Stotz Equipment	40415190	7490	185.38	Fleet	Equipment Maintenance
9398	08/23/2024	EFT	Utility Telecom Group, LLC	40415190	7840	65.40	Fleet	Equipment Maintenance
9443	08/30/2024	EFT	Amazon Capital Services, INC	40415190	7490	(97.96)	Fleet	Equipment Maintenance
9354	08/16/2024	EFT	Silver State International	40415190	7490	78.26	Fleet	Equipment Maintenance
9360	08/16/2024	EFT	Amazon Capital Services, INC	40415191	7490	119.95	Fleet	Golf Equipment Maintenance
9374	08/21/2024	EFT	Flyers Energy LLC	40415191	7490	429.52	Fleet	Golf Equipment Maintenance
9355	08/16/2024	EFT	Flyers Energy LLC	40415191	7490	728.23	Fleet	Golf Equipment Maintenance
9306	08/02/2024	EFT	Amazon Capital Services, INC	40415192	7490	8.99	Fleet	Ski Equipment Maintenance
9313	08/02/2024	EFT	Alhambra	10001099	7415	10.54	General Government	Administration
9321	08/02/2024	EFT	First Choice Services	10001099	7415	35.00	General Government	Administration
9322	08/02/2024	EFT	MR Copy Inc	10001099	7415	155.66	General Government	Administration
9322	08/02/2024	EFT	Pacific States Communications of Nevada, Inc.	10001099	7840	130.20	General Government	Administration
9346	08/08/2024	EFT	Pacific States Communications of Nevada, Inc.	10001099	7840	130.20	General Government	Administration
9354	08/16/2024	EFT	Pitney Bowes Inc	10001099	7460	214.99	General Government	Administration
9356	08/16/2024	EFT	Amazon Capital Services, INC	10001099	7415	146.29	General Government	Administration
9366	08/16/2024	EFT	BAVS SM-LLC	10001099	7330	1,022.00	General Government	Administration
9414	08/28/2024	EFT	Kamer Zucker Abbott	10001099	6030	4,300.00	General Government	Administration
9416	08/28/2024	EFT	Sammie M Santiago	10001099	7530	600.00	General Government	Administration
9424	08/28/2024	EFT	BAVS SM-LLC	10001099	7330	1,328.00	General Government	Administration
9424	08/28/2024	EFT	BAVS SM-LLC	10001099	7330	1,436.00	General Government	Administration
9439	08/28/2024	EFT	MR Copy Inc	10001099	7415	263.82	General Government	Administration
9390	08/30/2024	EFT	MR Copy Inc	10001099	7415	238.51	General Government	Administration
9390	08/23/2024	EFT	Pacific States Communications of Nevada, Inc.	10001099	7840	130.20	General Government	Administration
9390	08/23/2024	EFT	Sysco Food Services of Sacramento	39003853	7415	82.84	Incline Beach	Food & Beverage
9390	08/23/2024	EFT	Sysco Food Services of Sacramento	39003853	7415	168.32	Incline Beach	Food & Beverage
9390	08/23/2024	EFT	Sysco Food Services of Sacramento	39003853	7415	70.42	Incline Beach	Food & Beverage
9390	08/23/2024	EFT	Sysco Food Services of Sacramento	39003853	7415	53.44	Incline Beach	Food & Beverage
9390	08/23/2024	EFT	Sysco Food Services of Sacramento	39003853	7415	68.91	Incline Beach	Food & Beverage
9405	08/23/2024	EFT	Sysco Food Services of Sacramento	39003853	7415	717.56	Incline Beach	Food & Beverage
9405	08/23/2024	EFT	L&C Cook Specialty Foods, Inc.	39003853	7415	8.95	Incline Beach	Food & Beverage
9405	08/23/2024	EFT	L&C Cook Specialty Foods, Inc.	39003853	7415	8.95	Incline Beach	Food & Beverage
9405	08/23/2024	EFT	L&C Cook Specialty Foods, Inc.	39003853	7415	8.95	Incline Beach	Food & Beverage
9405	08/23/2024	EFT	L&C Cook Specialty Foods, Inc.	39003853	7415	8.95	Incline Beach	Food & Beverage
9405	08/23/2024	EFT	L&C Cook Specialty Foods, Inc.	39003853	7415	8.95	Incline Beach	Food & Beverage
9405	08/23/2024	EFT	L&C Cook Specialty Foods, Inc.	39003853	7415	8.95	Incline Beach	Food & Beverage

CHECK NUMBER	CHECK DATE	CHECK TYPE	VENDOR NAME	ORG	OBJECT	AMOUNT	DEPT NAME	DIVISION
9405	08/23/2024	EFT	L&C Cook Specialty Foods, Inc.	39003853	7415	8.95	Incline Beach	Food & Beverage
9405	08/23/2024	EFT	L&C Cook Specialty Foods, Inc.	39003853	7415	8.95	Incline Beach	Food & Beverage
9405	08/23/2024	EFT	L&C Cook Specialty Foods, Inc.	39003853	7415	8.95	Incline Beach	Food & Beverage
9405	08/23/2024	EFT	L&C Cook Specialty Foods, Inc.	39003853	7415	8.95	Incline Beach	Food & Beverage
9405	08/23/2024	EFT	L&C Cook Specialty Foods, Inc.	39003853	7415	8.95	Incline Beach	Food & Beverage
9405	08/23/2024	EFT	L&C Cook Specialty Foods, Inc.	39003853	7415	8.95	Incline Beach	Food & Beverage
9405	08/23/2024	EFT	L&C Cook Specialty Foods, Inc.	39003853	7415	8.95	Incline Beach	Food & Beverage
9405	08/23/2024	EFT	L&C Cook Specialty Foods, Inc.	39003853	7415	8.95	Incline Beach	Food & Beverage
9405	08/23/2024	EFT	L&C Cook Specialty Foods, Inc.	39003853	7415	8.95	Incline Beach	Food & Beverage
9405	08/23/2024	EFT	L&C Cook Specialty Foods, Inc.	39003853	7415	8.95	Incline Beach	Food & Beverage
9405	08/23/2024	EFT	L&C Cook Specialty Foods, Inc.	39003853	7415	8.95	Incline Beach	Food & Beverage
9405	08/23/2024	EFT	L&C Cook Specialty Foods, Inc.	39003853	7415	8.95	Incline Beach	Food & Beverage
9405	08/23/2024	EFT	L&C Cook Specialty Foods, Inc.	39003853	7415	8.95	Incline Beach	Food & Beverage
9405	08/23/2024	EFT	L&C Cook Specialty Foods, Inc.	39003853	7415	8.95	Incline Beach	Food & Beverage
9405	08/23/2024	EFT	L&C Cook Specialty Foods, Inc.	39003853	7415	8.95	Incline Beach	Food & Beverage
9405	08/23/2024	EFT	L&C Cook Specialty Foods, Inc.	39003853	7415	8.95	Incline Beach	Food & Beverage
9430	08/28/2024	EFT	US Foodservice, Inc.	39003853	7415	74.38	Incline Beach	Food & Beverage
9430	08/28/2024	EFT	US Foodservice, Inc.	39003853	7415	43.87	Incline Beach	Food & Beverage
9430	08/28/2024	EFT	US Foodservice, Inc.	39003853	7415	53.95	Incline Beach	Food & Beverage
9430	08/28/2024	EFT	US Foodservice, Inc.	39003853	7415	170.87	Incline Beach	Food & Beverage
9430	08/28/2024	EFT	US Foodservice, Inc.	39003853	7415	132.14	Incline Beach	Food & Beverage
9430	08/28/2024	EFT	US Foodservice, Inc.	39003853	7415	214.08	Incline Beach	Food & Beverage
9430	08/28/2024	EFT	US Foodservice, Inc.	39003853	7415	187.33	Incline Beach	Food & Beverage
9430	08/28/2024	EFT	US Foodservice, Inc.	39003853	7415	128.06	Incline Beach	Food & Beverage
9446	08/30/2024	EFT	US Foodservice, Inc.	39003853	7415	53.95	Incline Beach	Food & Beverage
9321	08/02/2024	EFT	MR Copy Inc	30323299	7330	15.00	Mountain Course	Administration
9414	08/28/2024	EFT	Sammie M Santiago	30323299	7530	4,650.00	Mountain Course	Administration
9348	08/08/2024	EFT	Raley's	30323242	7350	38.59	Mountain Course	Course Maintenance
9433	08/30/2024	EFT	Berthoff Transportation LLC	30323242	7415	1,976.39	Mountain Course	Course Maintenance
9327	08/02/2024	EFT	Sierra Electronics	30323241	7510	123.03	Mountain Course	Course Operations
9327	08/02/2024	EFT	Sierra Electronics	30323241	7510	93.03	Mountain Course	Course Operations
9327	08/02/2024	EFT	Sierra Electronics	30323241	7510	40.53	Mountain Course	Course Operations
9354	08/16/2024	EFT	Amazon Capital Services, INC	30323241	7415	108.65	Mountain Course	Course Operations
9369	08/16/2024	EFT	Sierra Electronics	30323241	7510	123.03	Mountain Course	Course Operations
9369	08/16/2024	EFT	Sierra Electronics	30323241	7510	93.03	Mountain Course	Course Operations
9369	08/16/2024	EFT	Sierra Electronics	30323241	7510	40.53	Mountain Course	Course Operations
9354	08/16/2024	EFT	Amazon Capital Services, INC	30323253	7300	(239.98)	Mountain Course	Food & Beverage
9354	08/16/2024	EFT	Amazon Capital Services, INC	30323298	7415	58.91	Mountain Course	Marketing
9322	08/02/2024	EFT	Pacific States Communications of Nevada, Inc.	30364999	7840	130.20	Other Recreation	Administration
9322	08/02/2024	EFT	Pacific States Communications of Nevada, Inc.	30364999	7840	130.20	Other Recreation	Administration
9439	08/30/2024	EFT	Pacific States Communications of Nevada, Inc.	30364999	7840	130.20	Other Recreation	Administration

CHECK NUMBER	CHECK DATE	CHECK TYPE	VENDOR NAME	ORG	OBJECT	AMOUNT	DEPT NAME	DIVISION
9308	08/02/2024	EFT	Amazon Capital Services, INC	10004378	7415	117.22	Parks	Park Services
9322	08/02/2024	EFT	Pacific States Communications of Nevada, Inc.	10004378	7840	130.20	Parks	Park Services
9322	08/02/2024	EFT	Pacific States Communications of Nevada, Inc.	10004378	7840	130.20	Parks	Park Services
9350	08/08/2024	EFT	United Site Services of Nevada, Inc.	10004378	7480	846.00	Parks	Park Services
9354	08/16/2024	EFT	Amazon Capital Services, INC	10004378	7415	84.47	Parks	Park Services
9354	08/16/2024	EFT	Amazon Capital Services, INC	10004378	7415	26.74	Parks	Park Services
9354	08/16/2024	EFT	Amazon Capital Services, INC	10004378	7415	124.45	Parks	Park Services
9354	08/16/2024	EFT	Amazon Capital Services, INC	10004378	7415	52.48	Parks	Park Services
9354	08/16/2024	EFT	Amazon Capital Services, INC	10004378	7415	24.26	Parks	Park Services
9354	08/16/2024	EFT	Amazon Capital Services, INC	10004378	7415	28.49	Parks	Park Services
9354	08/16/2024	EFT	Amazon Capital Services, INC	10004378	7415	99.23	Parks	Park Services
9357	08/16/2024	EFT	Bertholf Transportation LLC	10004378	7510	760.36	Parks	Park Services
9368	08/16/2024	EFT	MR Copy Inc	10004378	7330	163.22	Parks	Park Services
9399	08/23/2024	EFT	Bently Family LLC	10004378	7510	353.25	Parks	Park Services
9400	08/23/2024	EFT	Nevada Organics, LLC	10004378	7825	225.00	Parks	Park Services
9409	08/23/2024	EFT	Tahoe Supply Company LLC	10004378	7415	452.47	Parks	Park Services
9417	08/28/2024	EFT	Bently Family LLC	10004378	7825	121.50	Parks	Park Services
9429	08/28/2024	EFT	Tahoe Supply Company LLC	10004378	7415	64.93	Parks	Park Services
9439	08/30/2024	EFT	Pacific States Communications of Nevada, Inc.	10004378	7840	130.20	Parks	Park Services
9364	08/16/2024	EFT	Infinisource, Inc.	10001315	7415	527.00	Personnel Administration	Human Resources
9368	08/16/2024	EFT	MR Copy Inc	10001315	7330	0.04	Personnel Administration	Human Resources
9321	08/02/2024	EFT	MR Copy Inc	30354899	7330	542.82	Recreation Center	Administration
9321	08/02/2024	EFT	MR Copy Inc	30354899	7330	15.00	Recreation Center	Administration
9321	08/02/2024	EFT	MR Copy Inc	30354899	7330	15.00	Recreation Center	Administration
9354	08/16/2024	EFT	Amazon Capital Services, INC	30354899	7415	339.98	Recreation Center	Administration
9304	08/02/2024	EFT	Airgas Inc	30354885	7425	494.41	Recreation Center	Aquatics
9354	08/16/2024	EFT	Amazon Capital Services, INC	30354885	7425	98.36	Recreation Center	Aquatics
9391	08/23/2024	EFT	Thatcher Company of Nevada, Inc	30354885	7425	2,824.65	Recreation Center	Aquatics
9354	08/16/2024	EFT	Amazon Capital Services, INC	30354886	7415	384.99	Recreation Center	Fitness
9354	08/16/2024	EFT	Amazon Capital Services, INC	30354886	7415	299.50	Recreation Center	Fitness
9354	08/16/2024	EFT	Amazon Capital Services, INC	30354886	7415	24.95	Recreation Center	Fitness
9354	08/16/2024	EFT	Amazon Capital Services, INC	30354886	7415	117.59	Recreation Center	Fitness
9354	08/16/2024	EFT	Amazon Capital Services, INC	30354886	7415	113.90	Recreation Center	Fitness
9324	08/02/2024	EFT	Raley's	30354884	7415	41.82	Recreation Center	Rec Center Operations
9327	08/02/2024	EFT	Sierra Electronics	30354884	7510	55.53	Recreation Center	Rec Center Operations
9340	08/08/2024	EFT	ALSCO	30354884	7415	58.07	Recreation Center	Rec Center Operations
9340	08/08/2024	EFT	ALSCO	30354884	7415	58.80	Recreation Center	Rec Center Operations
9340	08/08/2024	EFT	ALSCO	30354884	7415	58.07	Recreation Center	Rec Center Operations
9353	08/16/2024	EFT	ALSCO	30354884	7415	140.29	Recreation Center	Rec Center Operations
9354	08/16/2024	EFT	Amazon Capital Services, INC	30354884	7415	117.59	Recreation Center	Rec Center Operations
9354	08/16/2024	EFT	Amazon Capital Services, INC	30354884	7415	38.49	Recreation Center	Rec Center Operations
9354	08/16/2024	EFT	Amazon Capital Services, INC	30354884	7415	38.13	Recreation Center	Rec Center Operations
9354	08/16/2024	EFT	Amazon Capital Services, INC	30354884	7415	158.45	Recreation Center	Rec Center Operations
9355	08/16/2024	EFT	Amazon Capital Services, INC	30354884	7415	2.45	Recreation Center	Rec Center Operations

CHECK NUMBER	CHECK DATE	CHECK TYPE	VENDOR NAME	ORG	OBJECT	AMOUNT	DEPT NAME	DIVISION
9368	08/16/2024	EFT	MR Copy Inc	30354884	7330	2.12	Recreation Center	Rec Center Operations
9369	08/16/2024	EFT	Sierra Electronics	30354884	7510	55.53	Recreation Center	Rec Center Operations
9413	08/28/2024	EFT	ALSCO	30354884	7415	244.21	Recreation Center	Rec Center Operations
9413	08/28/2024	EFT	ALSCO	30354884	7415	58.07	Recreation Center	Rec Center Operations
9434	08/30/2024	EFT	CC Cleaning Service, LLC	30354884	7530	6,200.00	Recreation Center	Rec Center Operations
9434	08/30/2024	EFT	CC Cleaning Service, LLC	30354884	7530	6,200.00	Recreation Center	Rec Center Operations
9404	08/23/2024	EFT	Kristopher Lance	30354683	7415	720.00	Recreation Programs	Adult Sports
9423	08/28/2024	EFT	Jose Daniel Chavez Martinez	30354683	7950	600.00	Recreation Programs	Adult Sports
9324	08/02/2024	EFT	Raley's	30354682	7415	33.92	Recreation Programs	Seniors
9324	08/02/2024	EFT	Raley's	30354682	7415	11.97	Recreation Programs	Seniors
9348	08/08/2024	EFT	Raley's	30354682	7415	408.95	Recreation Programs	Seniors
9348	08/08/2024	EFT	Raley's	30354682	7415	92.81	Recreation Programs	Seniors
9349	08/08/2024	EFT	Reno-Tahoe Airport Authority	30354682	7415	48.00	Recreation Programs	Seniors
9354	08/16/2024	EFT	Amazon Capital Services, INC	30354682	7415	52.81	Recreation Programs	Seniors
9316	08/02/2024	EFT	Granite Construction Company	20002599	8120	1,094,429.31	Sewer	Administration
9322	08/02/2024	EFT	Pacific States Communications of Nevada, Inc.	20002599	7840	130.20	Sewer	Administration
9322	08/02/2024	EFT	Pacific States Communications of Nevada, Inc.	20002599	7840	130.20	Sewer	Administration
9344	08/08/2024	EFT	Marcus G. Faust, Professional Corporation	20002599	6030	5,587.00	Sewer	Administration
9354	08/16/2024	EFT	Amazon Capital Services, INC	20002599	7300	53.99	Sewer	Administration
9365	08/16/2024	EFT	Jacobs Engineering Group Inc	20002599	8120	21,954.59	Sewer	Administration
9378	08/23/2024	EFT	DOWL, LLC	20002599	8120	92.50	Sewer	Administration
9439	08/30/2024	EFT	Pacific States Communications of Nevada, Inc.	20002599	7840	130.20	Sewer	Administration
9445	08/30/2024	EFT	Thunderbird Communications	20002522	7330	1,200.00	Sewer	Pumping
9354	08/16/2024	EFT	Amazon Capital Services, INC	20002597	7435	189.00	Sewer	Shared Expenses
9314	08/02/2024	EFT	Frontier Communications Holdings LLC	20002521	7840	45.61	Sewer	Supply
9401	08/23/2024	EFT	Hach Co.	20002521	7510	888.00	Sewer	Supply
9436	08/30/2024	EFT	Frontier Communications Holdings LLC	20002521	7840	44.23	Sewer	Supply
9363	08/16/2024	EFT	HDR Engineering, Inc.	20002524	8120	945.90	Sewer	Transmission
9395	08/23/2024	EFT	Utility Telecom Group, LLC	20002524	7840	235.44	Sewer	Transmission
9402	08/23/2024	EFT	HDR Engineering, Inc.	20002524	8120	2,149.62	Sewer	Transmission
9420	08/28/2024	EFT	Construction Materials Engineers, INC	20002524	8120	71,172.50	Sewer	Transmission
9324	08/02/2024	EFT	Raley's	20002523	7428	2.96	Sewer	Treatment
9324	08/02/2024	EFT	Raley's	20002523	7405	29.59	Sewer	Treatment
9324	08/02/2024	EFT	Raley's	20002523	7415	36.58	Sewer	Treatment
9329	08/02/2024	EFT	Solenis LLC	20002523	7425	5,633.40	Sewer	Treatment
9329	08/02/2024	EFT	Solenis LLC	20002523	7425	5,633.40	Sewer	Treatment
9348	08/08/2024	EFT	Raley's	20002523	7428	14.56	Sewer	Treatment
9399	08/23/2024	EFT	Bently Family LLC	20002523	7415	481.32	Sewer	Treatment
9401	08/23/2024	EFT	Hach Co.	20002523	7428	276.15	Sewer	Treatment
9401	08/23/2024	EFT	Hach Co.	20002523	7510	213.05	Sewer	Treatment
9401	08/23/2024	EFT	Hach Co.	20002523	7428	609.94	Sewer	Treatment
9407	08/23/2024	EFT	Solenis LLC	20002523	7425	5,633.40	Sewer	Treatment
9414	08/28/2024	EFT	Sammie M Santlago	20002523	7530	360.00	Sewer	Treatment
9417	08/28/2024	EFT	Bently Family LLC	20002523	7415	462.14	Sewer	Treatment

CHECK NUMBER	CHECK DATE	CHECK TYPE	VENDOR NAME	ORG	OBJECT	AMOUNT	DEPT NAME	DIVISION
9417	08/28/2024	EFT	Bently Family LLC	20002523	7415	443.52	Sewer	Treatment
9417	08/28/2024	EFT	Bently Family LLC	20002523	7415	568.54	Sewer	Treatment
9417	08/28/2024	EFT	Bently Family LLC	20002523	7415	418.32	Sewer	Treatment
9417	08/28/2024	EFT	Bently Family LLC	20002523	7415	296.52	Sewer	Treatment
9321	08/02/2024	EFT	MR Copy Inc	20002738	7470	62.17	Solid Waste	Solid Waste
9368	08/16/2024	EFT	MR Copy Inc	20002738	7470	62.17	Solid Waste	Solid Waste
9383	08/23/2024	EFT	MR Copy Inc	20002738	7470	0.86	Solid Waste	Solid Waste
9395	08/23/2024	EFT	Utility Telecom Group, LLC	20002738	7840	130.80	Solid Waste	Solid Waste
9322	08/02/2024	EFT	Pacific States Communications of Nevada, Inc.	30384588	7840	130.24	Tennis	Tennis Services
9322	08/02/2024	EFT	Pacific States Communications of Nevada, Inc.	30384588	7840	130.24	Tennis	Tennis Services
9354	08/16/2024	EFT	Amazon Capital Services, INC	30384588	7415	36.92	Tennis	Tennis Services
9368	08/16/2024	EFT	MR Copy Inc	30384588	7330	9.50	Tennis	Tennis Services
9398	08/23/2024	EFT	Amazon Capital Services, INC	30384588	7415	45.98	Tennis	Tennis Services
9439	08/30/2024	EFT	Pacific States Communications of Nevada, Inc.	30384588	7840	130.24	Tennis	Tennis Services
9321	08/02/2024	EFT	MR Copy Inc	20002899	7415	62.17	TWSA	Administration
9354	08/16/2024	EFT	Amazon Capital Services, INC	20002899	7415	128.89	TWSA	Administration
9367	08/16/2024	EFT	MADONNA DUNBAR	20002899	7685	135.34	TWSA	Administration
9368	08/16/2024	EFT	MR Copy Inc	20002899	7415	62.17	TWSA	Administration
9383	08/23/2024	EFT	MR Copy Inc	20002899	7470	0.86	TWSA	Administration
9312	08/02/2024	EFT	Farmer Bros. Co	300320	1504	224.91	Unclassified	Unclassified
9312	08/02/2024	EFT	Farmer Bros. Co	300330	1504	79.97	Unclassified	Unclassified
9323	08/02/2024	EFT	PNC Bank, National Association	300320	2922	2,377.27	Unclassified	Unclassified
9324	08/02/2024	EFT	Raley's	300340	1504	35.90	Unclassified	Unclassified
9324	08/02/2024	EFT	Raley's	300320	1504	4.49	Unclassified	Unclassified
9324	08/02/2024	EFT	Raley's	300340	1504	72.25	Unclassified	Unclassified
9324	08/02/2024	EFT	Raley's	300350	2421	7.03	Unclassified	Unclassified
9324	08/02/2024	EFT	Raley's	300350	2419	4.97	Unclassified	Unclassified
9324	08/02/2024	EFT	Raley's	300350	2418	30.74	Unclassified	Unclassified
9325	08/02/2024	EFT	Vista Outdoor Sales LLC	300320	1501	105.00	Unclassified	Unclassified
9337	08/02/2024	EFT	Vantage Custom Classics Inc DBA Vanatage Apparel	300320	1501	35.75	Unclassified	Unclassified
9338	08/02/2024	EFT	WageWorks, INC	950	2027	30.00	Unclassified	Unclassified
9338	08/02/2024	EFT	WageWorks, INC	950	2027	390.00	Unclassified	Unclassified
9338	08/02/2024	EFT	WageWorks, INC	950	2027	195.00	Unclassified	Unclassified
9338	08/02/2024	EFT	WageWorks, INC	950	2027	403.12	Unclassified	Unclassified
9338	08/02/2024	EFT	WageWorks, INC	950	2027	28.43	Unclassified	Unclassified
9338	08/02/2024	EFT	WageWorks, INC	950	2027	69.00	Unclassified	Unclassified
9347	08/08/2024	EFT	PNC Bank, National Association	300320	2922	2,377.27	Unclassified	Unclassified
9348	08/08/2024	EFT	Raley's	300320	1504	238.38	Unclassified	Unclassified
9348	08/08/2024	EFT	Raley's	300330	1504	25.87	Unclassified	Unclassified
9348	08/08/2024	EFT	Raley's	300340	1504	10.82	Unclassified	Unclassified
9348	08/08/2024	EFT	Raley's	300350	2420	23.88	Unclassified	Unclassified
9352	08/16/2024	EFT	Flyers Energy LLC	300320	1508	1,572.83	Unclassified	Unclassified
9354	08/16/2024	EFT	Amazon Capital Services, INC	300330	1504	91.98	Unclassified	Unclassified
9354	08/16/2024	EFT	Amazon Capital Services, INC	300350	1504	71.14	Unclassified	Unclassified

CHECK NUMBER	CHECK DATE	CHECK TYPE	VENDOR NAME	ORG	OBJECT	AMOUNT	DEPT NAME	DIVISION
9360	08/16/2024	EFT	Flyers Energy LLC	300320	1509	644.29	Unclassified	Unclassified
9360	08/16/2024	EFT	Flyers Energy LLC	300340	1508	1,073.81	Unclassified	Unclassified
9362	08/16/2024	EFT	Harvey Johnson	200	2036	372.40	Unclassified	Unclassified
9372	08/16/2024	EFT	WageWorks, INC	950	2027	109.00	Unclassified	Unclassified
9372	08/16/2024	EFT	WageWorks, INC	950	2027	56.26	Unclassified	Unclassified
9372	08/16/2024	EFT	WageWorks, INC	950	2027	20.00	Unclassified	Unclassified
9372	08/16/2024	EFT	WageWorks, INC	950	2027	100.31	Unclassified	Unclassified
9374	08/21/2024	EFT	Flyers Energy LLC	950	2027	300.00	Unclassified	Unclassified
9374	08/21/2024	EFT	Flyers Energy LLC	300340	1508	2,374.02	Unclassified	Unclassified
9375	08/23/2024	EFT	Capital Beverages, Inc.	300340	1508	1,190.60	Unclassified	Unclassified
9375	08/23/2024	EFT	Capital Beverages, Inc.	300320	1505	622.72	Unclassified	Unclassified
9375	08/23/2024	EFT	Capital Beverages, Inc.	300320	1505	564.32	Unclassified	Unclassified
9375	08/23/2024	EFT	Capital Beverages, Inc.	300320	1505	71.72	Unclassified	Unclassified
9375	08/23/2024	EFT	Capital Beverages, Inc.	300320	1505	228.82	Unclassified	Unclassified
9375	08/23/2024	EFT	Capital Beverages, Inc.	300340	1505	(577.08)	Unclassified	Unclassified
9379	08/23/2024	EFT	Farmer Bros. Co	300320	1504	129.75	Unclassified	Unclassified
9379	08/23/2024	EFT	Farmer Bros. Co	300330	1504	54.55	Unclassified	Unclassified
9384	08/23/2024	EFT	Produce Plus	300330	1504	356.05	Unclassified	Unclassified
9384	08/23/2024	EFT	Produce Plus	300320	1504	291.65	Unclassified	Unclassified
9384	08/23/2024	EFT	Produce Plus	300320	1504	208.30	Unclassified	Unclassified
9384	08/23/2024	EFT	Produce Plus	300320	1504	192.40	Unclassified	Unclassified
9384	08/23/2024	EFT	Produce Plus	300320	1504	179.90	Unclassified	Unclassified
9384	08/23/2024	EFT	Produce Plus	300320	1504	1,351.95	Unclassified	Unclassified
9384	08/23/2024	EFT	Produce Plus	300320	1504	135.25	Unclassified	Unclassified
9384	08/23/2024	EFT	Produce Plus	300320	1504	108.40	Unclassified	Unclassified
9384	08/23/2024	EFT	Produce Plus	300320	1504	161.80	Unclassified	Unclassified
9384	08/23/2024	EFT	Produce Plus	300320	1504	263.45	Unclassified	Unclassified
9384	08/23/2024	EFT	Produce Plus	300330	1504	388.80	Unclassified	Unclassified
9384	08/23/2024	EFT	Produce Plus	300330	1504	34.45	Unclassified	Unclassified
9384	08/23/2024	EFT	Produce Plus	300330	1504	68.30	Unclassified	Unclassified
9384	08/23/2024	EFT	Produce Plus	300330	1504	417.15	Unclassified	Unclassified
9384	08/23/2024	EFT	Produce Plus	300330	1504	61.25	Unclassified	Unclassified
9384	08/23/2024	EFT	Produce Plus	300330	1504	50.95	Unclassified	Unclassified
9385	08/23/2024	EFT	Armand Agra, Inc. and Subsidiaries	300330	1504	531.58	Unclassified	Unclassified
9386	08/23/2024	EFT	Sierra Meat Co	390	1504	1,659.85	Unclassified	Unclassified
9386	08/23/2024	EFT	Sierra Meat Co	300320	1504	827.67	Unclassified	Unclassified
9386	08/23/2024	EFT	Sierra Meat Co	300320	1504	100.00	Unclassified	Unclassified
9386	08/23/2024	EFT	Sierra Meat Co	300320	1504	121.15	Unclassified	Unclassified
9386	08/23/2024	EFT	Sierra Meat Co	300320	1504	42.30	Unclassified	Unclassified
9386	08/23/2024	EFT	Sierra Meat Co	300320	1504	153.34	Unclassified	Unclassified
9386	08/23/2024	EFT	Sierra Meat Co	300320	1504	288.72	Unclassified	Unclassified
9386	08/23/2024	EFT	Sierra Meat Co	300320	1504	187.57	Unclassified	Unclassified
9386	08/23/2024	EFT	Sierra Meat Co	300320	1504	969.07	Unclassified	Unclassified
9386	08/23/2024	EFT	Sierra Meat Co	300320	1504	1,085.64	Unclassified	Unclassified

CHECK NUMBER	CHECK DATE	CHECK TYPE	VENDOR NAME	ORG	OBJECT	AMOUNT	DEPT NAME	DIVISION
9386	08/23/2024	EFT	Sierra Meat Co.	300320	1504	22.55	Unclassified	Unclassified
9386	08/23/2024	EFT	Sierra Meat Co	300320	1504	530.83	Unclassified	Unclassified
9386	08/23/2024	EFT	Sierra Meat Co	300320	1504	172.29	Unclassified	Unclassified
9386	08/23/2024	EFT	Sierra Meat Co	300320	1504	348.33	Unclassified	Unclassified
9386	08/23/2024	EFT	Sierra Meat Co	300320	1504	305.36	Unclassified	Unclassified
9386	08/23/2024	EFT	Sierra Meat Co	300320	1504	821.81	Unclassified	Unclassified
9386	08/23/2024	EFT	Sierra Meat Co	300320	1504	320.36	Unclassified	Unclassified
9386	08/23/2024	EFT	Sierra Meat Co	300320	1504	611.44	Unclassified	Unclassified
9386	08/23/2024	EFT	Sierra Meat Co	300320	1504	1,353.07	Unclassified	Unclassified
9386	08/23/2024	EFT	Sierra Meat Co	300320	1504	18.40	Unclassified	Unclassified
9386	08/23/2024	EFT	Sierra Meat Co	300330	1504	1,918.32	Unclassified	Unclassified
9386	08/23/2024	EFT	Sierra Meat Co	300330	1504	2,461.23	Unclassified	Unclassified
9386	08/23/2024	EFT	Sierra Meat Co	300330	1504	110.43	Unclassified	Unclassified
9386	08/23/2024	EFT	Sierra Meat Co	300330	1504	1,171.92	Unclassified	Unclassified
9386	08/23/2024	EFT	Sierra Meat Co	300330	1504	371.45	Unclassified	Unclassified
9386	08/23/2024	EFT	Sierra Meat Co	300330	1504	3,480.70	Unclassified	Unclassified
9386	08/23/2024	EFT	Sierra Meat Co	300330	1504	1,095.85	Unclassified	Unclassified
9386	08/23/2024	EFT	Sierra Meat Co	300330	1504	250.28	Unclassified	Unclassified
9386	08/23/2024	EFT	Sierra Meat Co	300330	1504	102.30	Unclassified	Unclassified
9386	08/23/2024	EFT	Sierra Meat Co	300330	1504	2,734.24	Unclassified	Unclassified
9386	08/23/2024	EFT	Sierra Meat Co	300330	1504	970.19	Unclassified	Unclassified
9386	08/23/2024	EFT	Sierra Meat Co	390	1504	1,762.71	Unclassified	Unclassified
9386	08/23/2024	EFT	Sierra Meat Co	390	1504	1,254.20	Unclassified	Unclassified
9386	08/23/2024	EFT	Sierra Meat Co	390	1504	1,681.16	Unclassified	Unclassified
9386	08/23/2024	EFT	Sierra Meat Co	390	1504	1,883.72	Unclassified	Unclassified
9386	08/23/2024	EFT	Sierra Meat Co	390	1504	523.30	Unclassified	Unclassified
9386	08/23/2024	EFT	Sierra Meat Co	390	1504	784.95	Unclassified	Unclassified
9386	08/23/2024	EFT	Sierra Meat Co	390	1504	837.12	Unclassified	Unclassified
9386	08/23/2024	EFT	Sierra Meat Co	390	1504	1,284.84	Unclassified	Unclassified
9386	08/23/2024	EFT	Sierra Meat Co	390	1504	2,097.96	Unclassified	Unclassified
9387	08/23/2024	EFT	Speedo USA Inc.	300350	1501	261.68	Unclassified	Unclassified
9387	08/23/2024	EFT	Speedo USA Inc.	300350	1501	70.82	Unclassified	Unclassified
9390	08/23/2024	EFT	Sysco Food Services of Sacramento	300320	1504	51.92	Unclassified	Unclassified
9390	08/23/2024	EFT	Sysco Food Services of Sacramento	300320	1504	310.44	Unclassified	Unclassified
9390	08/23/2024	EFT	Sysco Food Services of Sacramento	300320	1504	330.90	Unclassified	Unclassified
9390	08/23/2024	EFT	Sysco Food Services of Sacramento	300320	1504	338.12	Unclassified	Unclassified
9390	08/23/2024	EFT	Sysco Food Services of Sacramento	300320	1504	69.60	Unclassified	Unclassified
9390	08/23/2024	EFT	Sysco Food Services of Sacramento	300320	1504	400.46	Unclassified	Unclassified
9390	08/23/2024	EFT	Sysco Food Services of Sacramento	300330	1504	1,068.41	Unclassified	Unclassified
9390	08/23/2024	EFT	Sysco Food Services of Sacramento	300330	1504	1,101.24	Unclassified	Unclassified
9390	08/23/2024	EFT	Sysco Food Services of Sacramento	300330	1504	38.40	Unclassified	Unclassified
9390	08/23/2024	EFT	Sysco Food Services of Sacramento	390	1504	250.59	Unclassified	Unclassified
9390	08/23/2024	EFT	Sysco Food Services of Sacramento	390	1504	822.66	Unclassified	Unclassified
9390	08/23/2024	EFT	Sysco Food Services of Sacramento	390	1504	78.81	Unclassified	Unclassified

CHECK NUMBER	CHECK DATE	CHECK TYPE	VENDOR NAME	ORG	OBJECT	AMOUNT	DEPT NAME	DIVISION
9390	08/23/2024	EFT	Sysco Food Services of Sacramento	390	1504	515.80	Unclassified	Unclassified
9390	08/23/2024	EFT	Sysco Food Services of Sacramento	390	1504	2,527.00	Unclassified	Unclassified
9392	08/23/2024	EFT	Thomas Petroleum, LLC	400410	1508	13,211.10	Unclassified	Unclassified
9396	08/23/2024	EFT	Vantage Custom Classics Inc DBA Vanatage Apparel	300320	1501	1,746.05	Unclassified	Unclassified
9398	08/23/2024	EFT	Amazon Capital Services, INC	300330	1504	51.30	Unclassified	Unclassified
9405	08/23/2024	EFT	L&C Cook Specialty Foods, Inc.	300320	1504	142.75	Unclassified	Unclassified
9405	08/23/2024	EFT	L&C Cook Specialty Foods, Inc.	300320	1504	238.62	Unclassified	Unclassified
9405	08/23/2024	EFT	L&C Cook Specialty Foods, Inc.	300320	1504	238.62	Unclassified	Unclassified
9405	08/23/2024	EFT	L&C Cook Specialty Foods, Inc.	300320	1504	238.62	Unclassified	Unclassified
9405	08/23/2024	EFT	L&C Cook Specialty Foods, Inc.	300320	1504	66.50	Unclassified	Unclassified
9405	08/23/2024	EFT	L&C Cook Specialty Foods, Inc.	300320	1504	55.30	Unclassified	Unclassified
9405	08/23/2024	EFT	L&C Cook Specialty Foods, Inc.	300320	1504	126.78	Unclassified	Unclassified
9405	08/23/2024	EFT	L&C Cook Specialty Foods, Inc.	300320	1504	190.83	Unclassified	Unclassified
9405	08/23/2024	EFT	L&C Cook Specialty Foods, Inc.	300320	1504	165.18	Unclassified	Unclassified
9405	08/23/2024	EFT	L&C Cook Specialty Foods, Inc.	300320	1504	66.95	Unclassified	Unclassified
9405	08/23/2024	EFT	L&C Cook Specialty Foods, Inc.	300320	1504	107.79	Unclassified	Unclassified
9405	08/23/2024	EFT	L&C Cook Specialty Foods, Inc.	300320	1504	71.25	Unclassified	Unclassified
9405	08/23/2024	EFT	L&C Cook Specialty Foods, Inc.	300320	1504	36.76	Unclassified	Unclassified
9405	08/23/2024	EFT	L&C Cook Specialty Foods, Inc.	300320	1504	145.83	Unclassified	Unclassified
9405	08/23/2024	EFT	L&C Cook Specialty Foods, Inc.	300320	1504	133.78	Unclassified	Unclassified
9405	08/23/2024	EFT	L&C Cook Specialty Foods, Inc.	300320	1504	175.58	Unclassified	Unclassified
9405	08/23/2024	EFT	L&C Cook Specialty Foods, Inc.	300320	1504	209.81	Unclassified	Unclassified
9405	08/23/2024	EFT	L&C Cook Specialty Foods, Inc.	300320	1504	57.60	Unclassified	Unclassified
9405	08/23/2024	EFT	L&C Cook Specialty Foods, Inc.	300320	1504	70.05	Unclassified	Unclassified
9405	08/23/2024	EFT	L&C Cook Specialty Foods, Inc.	300320	1504	47.82	Unclassified	Unclassified
9405	08/23/2024	EFT	L&C Cook Specialty Foods, Inc.	390	1504	76.30	Unclassified	Unclassified
9405	08/23/2024	EFT	L&C Cook Specialty Foods, Inc.	390	1504	76.30	Unclassified	Unclassified
9405	08/23/2024	EFT	L&C Cook Specialty Foods, Inc.	390	1504	127.70	Unclassified	Unclassified
9405	08/23/2024	EFT	L&C Cook Specialty Foods, Inc.	390	1504	102.80	Unclassified	Unclassified
9405	08/23/2024	EFT	L&C Cook Specialty Foods, Inc.	390	1504	38.15	Unclassified	Unclassified
9405	08/23/2024	EFT	L&C Cook Specialty Foods, Inc.	390	1504	51.40	Unclassified	Unclassified
9405	08/23/2024	EFT	L&C Cook Specialty Foods, Inc.	390	1504	89.55	Unclassified	Unclassified
9405	08/23/2024	EFT	L&C Cook Specialty Foods, Inc.	390	1504	89.55	Unclassified	Unclassified
9405	08/23/2024	EFT	L&C Cook Specialty Foods, Inc.	390	1504	38.15	Unclassified	Unclassified
9405	08/23/2024	EFT	L&C Cook Specialty Foods, Inc.	390	1504	73.65	Unclassified	Unclassified
9405	08/23/2024	EFT	L&C Cook Specialty Foods, Inc.	390	1504	24.90	Unclassified	Unclassified
9405	08/23/2024	EFT	L&C Cook Specialty Foods, Inc.	390	1504	24.90	Unclassified	Unclassified
9405	08/23/2024	EFT	L&C Cook Specialty Foods, Inc.	390	1504	51.40	Unclassified	Unclassified
9405	08/23/2024	EFT	L&C Cook Specialty Foods, Inc.	390	1504	76.30	Unclassified	Unclassified
9405	08/23/2024	EFT	L&C Cook Specialty Foods, Inc.	390	1504	77.90	Unclassified	Unclassified
9405	08/23/2024	EFT	L&C Cook Specialty Foods, Inc.	390	1504	77.90	Unclassified	Unclassified
9405	08/23/2024	EFT	L&C Cook Specialty Foods, Inc.	390	1504	24.90	Unclassified	Unclassified
9405	08/23/2024	EFT	L&C Cook Specialty Foods, Inc.	390	1504	51.40	Unclassified	Unclassified

CHECK NUMBER	CHECK DATE	CHECK TYPE	VENDOR NAME	ORG	OBJECT	AMOUNT	DEPT NAME	DIVISION
9405	08/23/2024	EFT	L&C Cook Specialty Foods, Inc.	390	1504	51.40	Unclassified	Unclassified
9405	08/23/2024	EFT	L&C Cook Specialty Foods, Inc.	390	1504	89.55	Unclassified	Unclassified
9405	08/23/2024	EFT	L&C Cook Specialty Foods, Inc.	390	1504	38.15	Unclassified	Unclassified
9405	08/23/2024	EFT	L&C Cook Specialty Foods, Inc.	390	1504	38.15	Unclassified	Unclassified
9405	08/23/2024	EFT	L&C Cook Specialty Foods, Inc.	390	1504	38.15	Unclassified	Unclassified
9405	08/23/2024	EFT	L&C Cook Specialty Foods, Inc.	390	1504	13.25	Unclassified	Unclassified
9405	08/23/2024	EFT	L&C Cook Specialty Foods, Inc.	390	1504	76.30	Unclassified	Unclassified
9405	08/23/2024	EFT	L&C Cook Specialty Foods, Inc.	390	1504	89.55	Unclassified	Unclassified
9405	08/23/2024	EFT	L&C Cook Specialty Foods, Inc.	390	1504	102.80	Unclassified	Unclassified
9405	08/23/2024	EFT	L&C Cook Specialty Foods, Inc.	390	1504	38.15	Unclassified	Unclassified
9405	08/23/2024	EFT	L&C Cook Specialty Foods, Inc.	390	1504	26.50	Unclassified	Unclassified
9405	08/23/2024	EFT	L&C Cook Specialty Foods, Inc.	390	1504	76.30	Unclassified	Unclassified
9405	08/23/2024	EFT	L&C Cook Specialty Foods, Inc.	390	1504	13.25	Unclassified	Unclassified
9405	08/23/2024	EFT	L&C Cook Specialty Foods, Inc.	390	1504	89.55	Unclassified	Unclassified
9405	08/23/2024	EFT	L&C Cook Specialty Foods, Inc.	390	1504	114.45	Unclassified	Unclassified
9405	08/23/2024	EFT	L&C Cook Specialty Foods, Inc.	390	1504	51.40	Unclassified	Unclassified
9405	08/23/2024	EFT	L&C Cook Specialty Foods, Inc.	390	1504	38.15	Unclassified	Unclassified
9405	08/23/2024	EFT	L&C Cook Specialty Foods, Inc.	390	1504	13.25	Unclassified	Unclassified
9405	08/23/2024	EFT	L&C Cook Specialty Foods, Inc.	390	1504	38.15	Unclassified	Unclassified
9406	08/23/2024	EFT	L&C Cook Specialty Foods, Inc.	390	1504	13.25	Unclassified	Unclassified
9406	08/23/2024	EFT	New West Distributing, Inc.	300320	1507	183.00	Unclassified	Unclassified
9406	08/23/2024	EFT	New West Distributing, Inc.	300320	1505	1,909.15	Unclassified	Unclassified
9406	08/23/2024	EFT	New West Distributing, Inc.	300320	1504	199.85	Unclassified	Unclassified
9406	08/23/2024	EFT	New West Distributing, Inc.	300320	1507	183.00	Unclassified	Unclassified
9406	08/23/2024	EFT	New West Distributing, Inc.	300320	1505	1,326.30	Unclassified	Unclassified
9406	08/23/2024	EFT	New West Distributing, Inc.	300320	1504	165.00	Unclassified	Unclassified
9406	08/23/2024	EFT	New West Distributing, Inc.	300320	1507	183.00	Unclassified	Unclassified
9406	08/23/2024	EFT	New West Distributing, Inc.	300320	1505	1,281.55	Unclassified	Unclassified
9406	08/23/2024	EFT	New West Distributing, Inc.	300320	1504	219.25	Unclassified	Unclassified
9406	08/23/2024	EFT	New West Distributing, Inc.	300320	1505	246.00	Unclassified	Unclassified
9406	08/23/2024	EFT	New West Distributing, Inc.	300330	1505	246.00	Unclassified	Unclassified
9408	08/23/2024	EFT	Speedo USA Inc.	300350	1501	550.48	Unclassified	Unclassified
9421	08/28/2024	EFT	Flyers Energy LLC	300320	1509	810.82	Unclassified	Unclassified
9421	08/28/2024	EFT	Flyers Energy LLC	300320	1509	1,359.86	Unclassified	Unclassified
9421	08/28/2024	EFT	Flyers Energy LLC	300320	1508	2,259.13	Unclassified	Unclassified
9421	08/28/2024	EFT	Flyers Energy LLC	300320	1508	1,802.66	Unclassified	Unclassified
9425	08/28/2024	EFT	New West Distributing, Inc.	300320	1505	139.30	Unclassified	Unclassified
9427	08/28/2024	EFT	Sierra Meat Co	390	1504	1,540.32	Unclassified	Unclassified
9428	08/28/2024	EFT	Swire Pacific Holdings, Inc.	300320	1504	769.25	Unclassified	Unclassified
9428	08/28/2024	EFT	Swire Pacific Holdings, Inc.	300320	1504	597.00	Unclassified	Unclassified
9428	08/28/2024	EFT	Swire Pacific Holdings, Inc.	300320	1504	852.69	Unclassified	Unclassified
9428	08/28/2024	EFT	Swire Pacific Holdings, Inc.	300320	1504	373.60	Unclassified	Unclassified
9428	08/28/2024	EFT	Swire Pacific Holdings, Inc.	300320	1504	786.27	Unclassified	Unclassified
9428	08/28/2024	EFT	Swire Pacific Holdings, Inc.	300320	1504	654.26	Unclassified	Unclassified

CHECK NUMBER	CHECK DATE	CHECK TYPE	VENDOR NAME	ORG	OBJECT	AMOUNT	DEPT NAME	DIVISION
9428	08/28/2024	EFT	Swire Pacific Holdings, Inc.	390	1504	512.84	Unclassified	Unclassified
9428	08/28/2024	EFT	Swire Pacific Holdings, Inc.	390	1504	397.99	Unclassified	Unclassified
9428	08/28/2024	EFT	Swire Pacific Holdings, Inc.	390	1504	1,279.03	Unclassified	Unclassified
9428	08/28/2024	EFT	Swire Pacific Holdings, Inc.	390	1504	336.98	Unclassified	Unclassified
9430	08/28/2024	EFT	Swire Pacific Holdings, Inc.	390	1504	436.18	Unclassified	Unclassified
9430	08/28/2024	EFT	US Foodservice, Inc.	300320	1504	91.60	Unclassified	Unclassified
9430	08/28/2024	EFT	US Foodservice, Inc.	300320	1504	1,994.54	Unclassified	Unclassified
9430	08/28/2024	EFT	US Foodservice, Inc.	300320	1504	2,364.27	Unclassified	Unclassified
9430	08/28/2024	EFT	US Foodservice, Inc.	300320	1504	2,245.51	Unclassified	Unclassified
9430	08/28/2024	EFT	US Foodservice, Inc.	300320	1504	73.78	Unclassified	Unclassified
9430	08/28/2024	EFT	US Foodservice, Inc.	300320	1504	71.59	Unclassified	Unclassified
9430	08/28/2024	EFT	US Foodservice, Inc.	300320	1504	21.51	Unclassified	Unclassified
9430	08/28/2024	EFT	US Foodservice, Inc.	300320	1504	34.92	Unclassified	Unclassified
9430	08/28/2024	EFT	US Foodservice, Inc.	300320	1504	2,754.71	Unclassified	Unclassified
9430	08/28/2024	EFT	US Foodservice, Inc.	300320	1504	1,535.57	Unclassified	Unclassified
9430	08/28/2024	EFT	US Foodservice, Inc.	300320	1504	11.89	Unclassified	Unclassified
9430	08/28/2024	EFT	US Foodservice, Inc.	300320	1504	97.33	Unclassified	Unclassified
9430	08/28/2024	EFT	US Foodservice, Inc.	300320	1504	3,415.25	Unclassified	Unclassified
9430	08/28/2024	EFT	US Foodservice, Inc.	300320	1504	2,504.40	Unclassified	Unclassified
9430	08/28/2024	EFT	US Foodservice, Inc.	300320	1504	4,083.66	Unclassified	Unclassified
9430	08/28/2024	EFT	US Foodservice, Inc.	300320	1504	505.02	Unclassified	Unclassified
9430	08/28/2024	EFT	US Foodservice, Inc.	300320	1504	103.68	Unclassified	Unclassified
9430	08/28/2024	EFT	US Foodservice, Inc.	300320	1504	2,560.86	Unclassified	Unclassified
9430	08/28/2024	EFT	US Foodservice, Inc.	300330	1504	1,877.11	Unclassified	Unclassified
9430	08/28/2024	EFT	US Foodservice, Inc.	300330	1504	1,661.86	Unclassified	Unclassified
9430	08/28/2024	EFT	US Foodservice, Inc.	300330	1504	910.46	Unclassified	Unclassified
9430	08/28/2024	EFT	US Foodservice, Inc.	300330	1504	75.62	Unclassified	Unclassified
9430	08/28/2024	EFT	US Foodservice, Inc.	300330	1504	51.59	Unclassified	Unclassified
9430	08/28/2024	EFT	US Foodservice, Inc.	300330	1504	1,232.54	Unclassified	Unclassified
9430	08/28/2024	EFT	US Foodservice, Inc.	300330	1504	2,523.86	Unclassified	Unclassified
9430	08/28/2024	EFT	US Foodservice, Inc.	300330	1504	29.18	Unclassified	Unclassified
9430	08/28/2024	EFT	US Foodservice, Inc.	300330	1504	64.53	Unclassified	Unclassified
9430	08/28/2024	EFT	US Foodservice, Inc.	300330	1504	3,680.75	Unclassified	Unclassified
9430	08/28/2024	EFT	US Foodservice, Inc.	390	1504	924.50	Unclassified	Unclassified
9430	08/28/2024	EFT	US Foodservice, Inc.	390	1504	2,845.53	Unclassified	Unclassified
9430	08/28/2024	EFT	US Foodservice, Inc.	390	1504	2,707.18	Unclassified	Unclassified
9430	08/28/2024	EFT	US Foodservice, Inc.	390	1504	1,991.65	Unclassified	Unclassified
9430	08/28/2024	EFT	US Foodservice, Inc.	390	1504	2,545.61	Unclassified	Unclassified
9430	08/28/2024	EFT	US Foodservice, Inc.	390	1504	2,666.63	Unclassified	Unclassified
9430	08/28/2024	EFT	US Foodservice, Inc.	390	1504	2,748.21	Unclassified	Unclassified
9430	08/28/2024	EFT	US Foodservice, Inc.	390	1504	5,416.81	Unclassified	Unclassified
9430	08/28/2024	EFT	US Foodservice, Inc.	390	1504	4,548.96	Unclassified	Unclassified
9431	08/28/2024	EFT	WageWorks, INC	950	2027	210.00	Unclassified	Unclassified
9431	08/28/2024	EFT	WageWorks, INC	950	2027	164.22	Unclassified	Unclassified

CHECK NUMBER	CHECK DATE	CHECK TYPE	VENDOR NAME	ORG	OBJECT	AMOUNT	DEPT NAME	DIVISION
9431	08/28/2024	EFT	WageWorks, INC	950	2027	152.06	Unclassified	Unclassified
9431	08/28/2024	EFT	WageWorks, INC	950	2027	260.00	Unclassified	Unclassified
9431	08/28/2024	EFT	WageWorks, INC	950	2027	1,020.08	Unclassified	Unclassified
9431	08/28/2024	EFT	WageWorks, INC	950	2027	96.15	Unclassified	Unclassified
9431	08/28/2024	EFT	WageWorks, INC	950	2027	165.00	Unclassified	Unclassified
9431	08/28/2024	EFT	WageWorks, INC	950	2027	390.00	Unclassified	Unclassified
9438	08/30/2024	EFT	Hillrich & Bradshy Co-dba: Bionic Glove Tech	300320	1501	446.00	Unclassified	Unclassified
9441	08/30/2024	EFT	Sierra Meat Co	300320	1504	528.40	Unclassified	Unclassified
9441	08/30/2024	EFT	Sierra Meat Co	300320	1504	127.84	Unclassified	Unclassified
9441	08/30/2024	EFT	Sierra Meat Co	300320	1504	745.95	Unclassified	Unclassified
9441	08/30/2024	EFT	Sierra Meat Co	300320	1504	760.89	Unclassified	Unclassified
9441	08/30/2024	EFT	Sierra Meat Co	300320	1504	428.32	Unclassified	Unclassified
9441	08/30/2024	EFT	Sierra Meat Co	300330	1504	810.63	Unclassified	Unclassified
9441	08/30/2024	EFT	Sierra Meat Co	300330	1504	1,421.89	Unclassified	Unclassified
9441	08/30/2024	EFT	Sierra Meat Co	300330	1504	887.59	Unclassified	Unclassified
9441	08/30/2024	EFT	Sierra Meat Co	390	1504	2,151.66	Unclassified	Unclassified
9441	08/30/2024	EFT	Sierra Meat Co	390	1504	1,952.17	Unclassified	Unclassified
9441	08/30/2024	EFT	Sierra Meat Co	390	1504	2,412.06	Unclassified	Unclassified
9446	08/30/2024	EFT	US Foodservice, Inc.	300320	1504	3,226.44	Unclassified	Unclassified
9446	08/30/2024	EFT	US Foodservice, Inc.	300320	1504	223.63	Unclassified	Unclassified
9446	08/30/2024	EFT	US Foodservice, Inc.	300320	1504	135.90	Unclassified	Unclassified
9446	08/30/2024	EFT	US Foodservice, Inc.	300320	1504	2,689.77	Unclassified	Unclassified
9446	08/30/2024	EFT	US Foodservice, Inc.	300320	1504	93.38	Unclassified	Unclassified
9446	08/30/2024	EFT	US Foodservice, Inc.	300320	1504	2,448.65	Unclassified	Unclassified
9446	08/30/2024	EFT	US Foodservice, Inc.	300330	1504	4,093.07	Unclassified	Unclassified
9446	08/30/2024	EFT	US Foodservice, Inc.	300330	1504	2,139.13	Unclassified	Unclassified
9446	08/30/2024	EFT	US Foodservice, Inc.	300330	1504	5,270.33	Unclassified	Unclassified
9446	08/30/2024	EFT	US Foodservice, Inc.	390	1504	2,686.59	Unclassified	Unclassified
9446	08/30/2024	EFT	US Foodservice, Inc.	390	1504	2,786.84	Unclassified	Unclassified
9322	08/02/2024	EFT	Pacific States Communications of Nevada, Inc.	20002299	7840	130.20	Water	Administration
9322	08/02/2024	EFT	Pacific States Communications of Nevada, Inc.	20002299	7840	130.20	Water	Administration
9378	08/23/2024	EFT	DOWL, LLC	20002299	8120	345.00	Water	Administration
9439	08/30/2024	EFT	Pacific States Communications of Nevada, Inc.	20002299	7840	130.20	Water	Administration
9395	08/23/2024	EFT	Utility Telecom Group, LLC	20002287	7840	143.88	Water	Compliance Services
9371	08/16/2024	EFT	Thunderbird Communications	20002222	7330	6,450.00	Water	Pumping
9417	08/28/2024	EFT	Bently Family LLC	20002222	7510	98.00	Water	Pumping
9445	08/30/2024	EFT	Thunderbird Communications	20002222	7330	5,694.10	Water	Pumping
9445	08/30/2024	EFT	Thunderbird Communications	20002222	7330	600.00	Water	Pumping
9321	08/02/2024	EFT	MR Copy Inc	20002297	7415	124.33	Water	Shared Expenses
9324	08/02/2024	EFT	Raley's	20002297	7415	58.52	Water	Shared Expenses
9327	08/02/2024	EFT	Sierra Electronics	20002297	7510	59.26	Water	Shared Expenses
9348	08/08/2024	EFT	Raley's	20002297	7350	24.96	Water	Shared Expenses
9348	08/08/2024	EFT	Raley's	20002297	7415	18.05	Water	Shared Expenses
9354	08/16/2024	EFT	Amazon Capital Services, INC	20002297	7415	99.97	Water	Shared Expenses

CHECK NUMBER	CHECK DATE	CHECK TYPE	VENDOR NAME	ORG	OBJECT	AMOUNT	DEPT NAME	DIVISION
9354	08/16/2024	EFT	Amazon Capital Services, INC	20002297	7415	182.63	Water	Shared Expenses
9354	08/16/2024	EFT	Amazon Capital Services, INC	20002297	7415	103.97	Water	Shared Expenses
9368	08/16/2024	EFT	MR Copy Inc	20002297	7415	124.33	Water	Shared Expenses
9369	08/16/2024	EFT	Sierra Electronics	20002297	7510	59.26	Water	Shared Expenses
9377	08/23/2024	EFT	DataPrint Services, LLC	20002297	7460	1,253.80	Water	Shared Expenses
9377	08/23/2024	EFT	DataPrint Services, LLC	20002297	7330	692.29	Water	Shared Expenses
9377	08/23/2024	EFT	DataPrint Services, LLC	20002297	7330	454.82	Water	Shared Expenses
9383	08/23/2024	EFT	MR Copy Inc	20002297	7415	1.78	Water	Shared Expenses
9426	08/28/2024	EFT	Quadient Leasing USA, Inc	20002297	7480	69.15	Water	Shared Expenses
9428	08/28/2024	EFT	Swire Pacific Holdings, Inc.	20002297	7415	84.55	Water	Shared Expenses
9428	08/28/2024	EFT	Swire Pacific Holdings, Inc.	20002297	7415	138.85	Water	Shared Expenses
9336	08/02/2024	EFT	HD Supply, INC	20002224	7440	209.31	Water	Transmission
9354	08/16/2024	EFT	Amazon Capital Services, INC	20002224	7415	159.99	Water	Transmission
9395	08/23/2024	EFT	Utility Telecom Group, LLC	20002224	7840	497.04	Water	Transmission
9422	08/28/2024	EFT	Four D Enterprises LLC	20002224	7510	324.60	Water	Transmission
9429	08/28/2024	EFT	Tahoe Supply Company LLC	20002224	7415	97.63	Water	Transmission
9348	08/08/2024	EFT	Raley's	20002223	7510	7.99	Water	Treatment
9373	08/21/2024	EFT	Air Products and Chemicals, Inc	20002223	7425	6,556.86	Water	Treatment
9381	08/23/2024	EFT	Matheson Tri-Gas, Inc	20002223	7425	269.35	Water	Treatment
9381	08/23/2024	EFT	Matheson Tri-Gas, Inc	20002223	7425	94.65	Water	Treatment
9394	08/23/2024	EFT	Univar Solutions USA Inc.	20002223	7425	18,629.20	Water	Treatment
9397	08/23/2024	EFT	Western Environmental Laboratory	20002223	7428	1,975.00	Water	Treatment
9397	08/23/2024	EFT	Western Environmental Laboratory	20002223	7428	535.10	Water	Treatment
9397	08/23/2024	EFT	Western Environmental Laboratory	20002223	7428	495.50	Water	Treatment
9397	08/23/2024	EFT	Western Environmental Laboratory	20002223	7428	145.21	Water	Treatment
9401	08/23/2024	EFT	Hach Co.	20002223	7428	276.15	Water	Treatment
9401	08/23/2024	EFT	Hach Co.	20002223	7428	609.94	Water	Treatment
Total EFT						1,704,878.50		
11823011	08/02/2024	PRINTED	Southwest Gas	39003999	7815	2,090.80	Beach	Administration
11823050	08/16/2024	PRINTED	AT&T	39003999	7840	483.15	Beach	Administration
11823050	08/16/2024	PRINTED	AT&T	39003999	7840	83.28	Beach	Administration
11823056	08/16/2024	PRINTED	Dale Craddock	39003999	4215	250.00	Beach	Administration
11823068	08/16/2024	PRINTED	NV Energy	39003999	7810	930.60	Beach	Administration
11823096	08/16/2024	PRINTED	Washoe County Treasurer	39003999	7330	500.00	Beach	Administration
11823144	08/28/2024	PRINTED	USRelay Corp	39003999	7415	99.00	Beach	Administration
11822999	08/02/2024	PRINTED	Ken Reese	39003985	7415	89.99	Beach	Aquatics
11823023	08/08/2024	PRINTED	AT&T	39003985	7840	349.17	Beach	Aquatics
11823035	08/08/2024	PRINTED	Mountain Hardware and Sports Incline Village, INC	39003985	7415	119.12	Beach	Aquatics
11823050	08/16/2024	PRINTED	AT&T	39003985	7840	7.28	Beach	Aquatics
11823050	08/16/2024	PRINTED	AT&T	39003985	7840	7.28	Beach	Aquatics
11823065	08/16/2024	PRINTED	Lee Joseph, Inc.	39003985	7415	1,072.50	Beach	Aquatics
11823065	08/16/2024	PRINTED	Lee Joseph, Inc.	39003985	7415	2,392.50	Beach	Aquatics

CHECK NUMBER	CHECK DATE	CHECK TYPE	VENDOR NAME	ORG	OBJECT	AMOUNT	DEPT NAME	DIVISION
11823065	08/16/2024	PRINTED	Lee Joseph, Inc.	39003985	7425	1,103.90	Beach	Aquatics
11823089	08/16/2024	PRINTED	State of Nevada -Dept of Public Safety	39003985	7415	241.50	Beach	Aquatics
11823098	08/23/2024	PRINTED	AT&T	39003985	7840	162.23	Beach	Aquatics
11823052	08/16/2024	PRINTED	Brithany Solis-Hernandez	39003971	7685	140.70	Beach	Beach Hosts
11823074	08/16/2024	PRINTED	Peter Price	39003971	7685	205.69	Beach	Beach Hosts
11823077	08/16/2024	PRINTED	Rogers, Kevin	39003971	7685	286.76	Beach	Beach Hosts
11823077	08/16/2024	PRINTED	Rogers, Kevin	39003971	7685	242.54	Beach	Beach Hosts
11823079	08/16/2024	PRINTED	Sage Freidus	39003971	7685	164.82	Beach	Beach Hosts
11823080	08/16/2024	PRINTED	Shelby Liddicoet	39003971	7685	192.29	Beach	Beach Hosts
11823092	08/16/2024	PRINTED	Tiffany Strangio	39003971	7685	148.07	Beach	Beach Hosts
11823111	08/23/2024	PRINTED	Joseph Thompson	39003971	7685	316.91	Beach	Beach Hosts
11823011	08/02/2024	PRINTED	Southwest Gas	39003953	7815	1,547.04	Beach	Food & Beverage
11823012	08/02/2024	PRINTED	Sun Bum LLC	39003953	7415	351.00	Beach	Food & Beverage
11823028	08/08/2024	PRINTED	DynaGraphic Printing, Inc.	39003953	7415	207.62	Beach	Food & Beverage
11822983	08/02/2024	PRINTED	Bushwhackers Tree Service, Inc	39003978	7330	3,978.80	Beach	Park Services
11822983	08/02/2024	PRINTED	Bushwhackers Tree Service, Inc	39003978	7330	3,237.85	Beach	Park Services
11822991	08/02/2024	PRINTED	Ewing Irrigation Products	39003978	7415	996.68	Beach	Park Services
11822996	08/02/2024	PRINTED	High Sierra Gardens, Inc.	39003978	7415	59.65	Beach	Park Services
11823035	08/08/2024	PRINTED	Mountain Hardware and Sports Incline Village, INC	39003978	7415	1,500.07	Beach	Park Services
11823050	08/16/2024	PRINTED	AT&T	39003978	7840	38.22	Beach	Park Services
11823050	08/16/2024	PRINTED	AT&T	39003978	7840	38.22	Beach	Park Services
11823067	08/16/2024	PRINTED	Napa Sierra Nevada , Inc	39003978	7415	7.57	Beach	Park Services
11823067	08/16/2024	PRINTED	Napa Sierra Nevada , Inc	39003978	7415	36.50	Beach	Park Services
11823076	08/16/2024	PRINTED	Reno Disposal/Dbawaste Management of Nevada	39003978	7825	2,126.82	Beach	Park Services
11823076	08/16/2024	PRINTED	Reno Disposal/Dbawaste Management of Nevada	39003978	7825	1,633.33	Beach	Park Services
11823116	08/23/2024	PRINTED	Reno Disposal/Dbawaste Management of Nevada	39003978	7825	1,681.87	Beach	Park Services
11823161	08/30/2024	PRINTED	Vermont Systems	39003978	7310	1,155.66	Beach	Park Services
11822981	08/02/2024	PRINTED	Anixter Inc	40435394	7510	1,368.85	Buildings	Building Maintenance
11822981	08/02/2024	PRINTED	Anixter Inc	40435394	7510	535.10	Buildings	Building Maintenance
11822981	08/02/2024	PRINTED	Anixter Inc	40435394	7510	444.90	Buildings	Building Maintenance
11822981	08/02/2024	PRINTED	Anixter Inc	40435394	7510	517.62	Buildings	Building Maintenance
11822981	08/02/2024	PRINTED	Anixter Inc	40435394	7510	478.40	Buildings	Building Maintenance
11823005	08/02/2024	PRINTED	PDM Steel Service Centers, Inc	40435394	7510	239.14	Buildings	Building Maintenance
11823016	08/02/2024	PRINTED	Washoe County	40435394	7510	100.00	Buildings	Building Maintenance
11823017	08/02/2024	PRINTED	Washoe County	40435394	7510	200.00	Buildings	Building Maintenance
11823029	08/08/2024	PRINTED	Ecolab Inc.	40435394	7510	18.36	Buildings	Building Maintenance
11823030	08/08/2024	PRINTED	Ecolab Inc.	40435394	7510	1,144.83	Buildings	Building Maintenance
11823046	08/16/2024	PRINTED	Alpine Septic and Plumbing, Inc.	40435394	7510	200.00	Buildings	Building Maintenance
11823058	08/16/2024	PRINTED	Ecolab Inc.	40435394	7510	134.69	Buildings	Building Maintenance
11823059	08/16/2024	PRINTED	Ecolab Inc.	40435394	7510	1,144.83	Buildings	Building Maintenance
11823060	08/16/2024	PRINTED	Ecolab Inc.	40435394	7510	18.36	Buildings	Building Maintenance
11823090	08/16/2024	PRINTED	Summit Refrigeration, Inc.	40435394	7510	604.56	Buildings	Building Maintenance
11823090	08/16/2024	PRINTED	Summit Refrigeration, Inc.	40435394	7510	142.50	Buildings	Building Maintenance
11823097	08/23/2024	PRINTED	Anixter Inc	40435394	7510	2,099.70	Buildings	Building Maintenance

CHECK NUMBER	CHECK DATE	CHECK TYPE	VENDOR NAME	ORG	OBJECT	AMOUNT	DEPT NAME	DIVISION
11823108	08/23/2024	PRINTED	Grainger, Inc.	40435394	7510	285.67	Buildings	Building Maintenance
11823108	08/23/2024	PRINTED	Grainger, Inc.	40435394	7510	180.79	Buildings	Building Maintenance
11823108	08/23/2024	PRINTED	Grainger, Inc.	40435394	7510	250.24	Buildings	Building Maintenance
11823122	08/23/2024	PRINTED	Summit Refrigeration, Inc.	40435394	7510	285.00	Buildings	Building Maintenance
11823122	08/23/2024	PRINTED	Summit Refrigeration, Inc.	40435394	7510	95.00	Buildings	Building Maintenance
11823130	08/28/2024	PRINTED	Alpine Septic and Plumbing, Inc.	40435394	7510	175.00	Buildings	Building Maintenance
11823157	08/30/2024	PRINTED	Lawrence Sullivan	40435394	7430	276.03	Buildings	Building Maintenance
11822997	08/02/2024	PRINTED	High Sierra Patrol, Inc.	30323199	7605	275.32	Championship Course	Administration
11823011	08/02/2024	PRINTED	Southwest Gas	30323199	7815	853.44	Championship Course	Administration
11823034	08/08/2024	PRINTED	Loomis Holding US, Inc DBA Loomis Armored US, Inc	30323199	7330	623.21	Championship Course	Administration
11823041	08/08/2024	PRINTED	Urbina, Eric	30323199	7685	60.30	Championship Course	Administration
11823050	08/16/2024	PRINTED	AT&T	30323199	7840	416.29	Championship Course	Administration
11823050	08/16/2024	PRINTED	AT&T	30323199	7840	359.85	Championship Course	Administration
11823098	08/23/2024	PRINTED	AT&T	30323199	7480	804.48	Championship Course	Administration
11823099	08/23/2024	PRINTED	AT&T (U-Verse)	30323199	7830	170.68	Championship Course	Administration
11823133	08/28/2024	PRINTED	DirecTV, Inc.	30323199	7835	72.90	Championship Course	Administration
11823142	08/28/2024	PRINTED	Tahoe Fence CO	30323199	7510	558.39	Championship Course	Administration
11822985	08/02/2024	PRINTED	Club Car, LLC	30323142	8120	40,080.00	Championship Course	Course Maintenance
11823011	08/02/2024	PRINTED	Southwest Gas	30323142	7815	46.13	Championship Course	Course Maintenance
11823018	08/02/2024	PRINTED	Western Nevada Supply	30323142	7415	131.78	Championship Course	Course Maintenance
11823035	08/08/2024	PRINTED	Mountain Hardware and Sports Incline Village, INC	30323142	7425	31.99	Championship Course	Course Maintenance
11823035	08/08/2024	PRINTED	Mountain Hardware and Sports Incline Village, INC	30323142	7415	290.96	Championship Course	Course Maintenance
11823067	08/16/2024	PRINTED	Napa Sierra Nevada, Inc	30323142	7415	51.26	Championship Course	Course Maintenance
11823076	08/16/2024	PRINTED	Reno Disposal/DBA:Waste Management of Nevada	30323142	7825	648.29	Championship Course	Course Maintenance
11823076	08/16/2024	PRINTED	Reno Disposal/DBA:Waste Management of Nevada	30323142	7825	656.08	Championship Course	Course Maintenance
11823083	08/16/2024	PRINTED	Sierra Pacific Turf Supply, Inc.	30323142	7415	7,120.00	Championship Course	Course Maintenance
11823085	08/16/2024	PRINTED	Simplot Partners	30323142	7425	930.00	Championship Course	Course Maintenance
11823085	08/16/2024	PRINTED	Simplot Partners	30323142	7415	1,017.50	Championship Course	Course Maintenance
11823114	08/23/2024	PRINTED	Nutrien AG Solutions INC	30323142	7425	841.75	Championship Course	Course Maintenance
11823114	08/23/2024	PRINTED	Nutrien AG Solutions INC	30323142	7415	2,067.00	Championship Course	Course Maintenance
11823115	08/23/2024	PRINTED	Rainbow Printing & Office Supplies, Inc.	30323142	7405	46.48	Championship Course	Course Maintenance
11822998	08/02/2024	PRINTED	Incline Villa HOA	30323141	7480	2,164.16	Championship Course	Course Operations
11822998	08/02/2024	PRINTED	Incline Villa HOA	30323141	7480	2,229.04	Championship Course	Course Operations
11823035	08/08/2024	PRINTED	Mountain Hardware and Sports Incline Village, INC	30323141	7415	68.01	Championship Course	Course Operations
11823089	08/16/2024	PRINTED	State of Nevada -Dept of Public Safety	30323141	7415	161.00	Championship Course	Course Operations
11823038	08/08/2024	PRINTED	Ping Golf Equipment	30323143	7435	54.02	Championship Course	Driving Range
11823007	08/02/2024	PRINTED	Rainbow Printing & Office Supplies, Inc.	30323153	7415	22.99	Championship Course	Food & Beverage
11823024	08/08/2024	PRINTED	Burney's Commercial Service, Inc.	30323153	7510	729.25	Championship Course	Food & Beverage
11823024	08/08/2024	PRINTED	Burney's Commercial Service, Inc.	30323153	7510	1,231.90	Championship Course	Food & Beverage
11823028	08/08/2024	PRINTED	DynaGraphic Printing, Inc.	30323153	7415	415.25	Championship Course	Food & Beverage
11823075	08/16/2024	PRINTED	Rainbow Printing & Office Supplies, Inc.	30323153	7415	22.99	Championship Course	Food & Beverage
11823076	08/16/2024	PRINTED	Reno Disposal/DBA:Waste Management of Nevada	30323153	7825	648.30	Championship Course	Food & Beverage
11823100	08/23/2024	PRINTED	Breakthru Beverage NV Reno, LLC	30323153	7415	5.00	Championship Course	Food & Beverage
11823100	08/23/2024	PRINTED	Breakthru Beverage NV Reno, LLC	30323153	7415	5.00	Championship Course	Food & Beverage

CHECK NUMBER	CHECK DATE	CHECK TYPE	VENDOR NAME	ORG	OBJECT	AMOUNT	DEPT NAME	DIVISION
11823133	08/26/2024	PRINTED	DirectV, Inc.	30323153	7835	218.70	Championship Course	Food & Beverage
11823133	08/26/2024	PRINTED	DirectV, Inc.	30323153	7835	291.60	Championship Course	Food & Beverage
11822990	08/02/2024	PRINTED	Evolve Golf, Inc	30323144	7415	722.58	Championship Course	Golf Carts
11823011	08/02/2024	PRINTED	Southwest Gas	30323144	7815	41.17	Championship Course	Golf Carts
11823071	08/16/2024	PRINTED	Par West Turf Services, INC	30323144	7415	234.96	Championship Course	Golf Carts
11823089	08/16/2024	PRINTED	State of Nevada -Dept of Public Safety	30323144	7415	40.25	Championship Course	Golf Carts
11823105	08/23/2024	PRINTED	Evolve Golf, Inc	30323144	7415	723.58	Championship Course	Golf Carts
11822978	08/02/2024	PRINTED	Acushnet Company	30323146	7945	12.75	Championship Course	Pro Shop
11822978	08/02/2024	PRINTED	Acushnet Company	30323146	7945	2.86	Championship Course	Pro Shop
11822980	08/02/2024	PRINTED	Fairways & Greens Golf Accessories Inc	30323146	7945	16.78	Championship Course	Pro Shop
11822988	08/02/2024	PRINTED	Donald Ross Sportswear	30323146	7945	24.95	Championship Course	Pro Shop
11823012	08/02/2024	PRINTED	Sun Bum LLC	30323146	7945	17.04	Championship Course	Pro Shop
11823013	08/02/2024	PRINTED	Swannies Golf Apparel Co	30323146	7945	10.50	Championship Course	Pro Shop
11823015	08/02/2024	PRINTED	UPS Golf	30323146	7945	24.05	Championship Course	Pro Shop
11823015	08/02/2024	PRINTED	UPS Golf	30323146	7945	16.31	Championship Course	Pro Shop
11823021	08/08/2024	PRINTED	Acushnet Company	30323146	7945	13.61	Championship Course	Pro Shop
11823031	08/08/2024	PRINTED	Laird International Corp	30323146	7945	42.99	Championship Course	Pro Shop
11823033	08/08/2024	PRINTED	Linksworld	30323146	7945	37.19	Championship Course	Pro Shop
11823038	08/08/2024	PRINTED	Ping Golf Equipment	30323146	7945	14.84	Championship Course	Pro Shop
11823038	08/08/2024	PRINTED	Ping Golf Equipment	30323146	7945	65.00	Championship Course	Pro Shop
11823038	08/08/2024	PRINTED	Ping Golf Equipment	30323146	7945	14.83	Championship Course	Pro Shop
11823038	08/08/2024	PRINTED	Ping Golf Equipment	30323146	7945	14.83	Championship Course	Pro Shop
11823038	08/08/2024	PRINTED	Ping Golf Equipment	30323146	7945	14.83	Championship Course	Pro Shop
11823038	08/08/2024	PRINTED	Ping Golf Equipment	30323146	7945	14.83	Championship Course	Pro Shop
11823040	08/08/2024	PRINTED	U.S. Kids Golf, LLC	30323146	7945	36.02	Championship Course	Pro Shop
11823040	08/08/2024	PRINTED	U.S. Kids Golf, LLC	30323146	7945	54.04	Championship Course	Pro Shop
11823042	08/08/2024	PRINTED	Voice Caddie	30323146	7945	9.95	Championship Course	Pro Shop
11823047	08/16/2024	PRINTED	Fairways & Greens Golf Accessories Inc	30323146	7945	23.87	Championship Course	Pro Shop
11823047	08/16/2024	PRINTED	Fairways & Greens Golf Accessories Inc	30323146	7945	9.75	Championship Course	Pro Shop
11823055	08/16/2024	PRINTED	Cosstell Communicatio	30323146	7945	14.90	Championship Course	Pro Shop
11823062	08/16/2024	PRINTED	Greg Norman/Tharanco Lifestyles LLC	30323146	7945	142.71	Championship Course	Pro Shop
11823070	08/16/2024	PRINTED	Outdoor Cap Company INC	30323146	7945	70.59	Championship Course	Pro Shop
11823072	08/16/2024	PRINTED	Peter Millar LLC	30323146	7945	16.26	Championship Course	Pro Shop
11823073	08/16/2024	PRINTED	Peter Millar LLC	30323146	7945	15.95	Championship Course	Pro Shop
11823073	08/16/2024	PRINTED	Peter Millar LLC	30323146	7945	87.90	Championship Course	Pro Shop
11823073	08/16/2024	PRINTED	Peter Millar LLC	30323146	7945	50.91	Championship Course	Pro Shop
11823102	08/23/2024	PRINTED	Callaway Golf	30323146	7945	15.00	Championship Course	Pro Shop
11823123	08/23/2024	PRINTED	Turtleson	30323146	7945	47.51	Championship Course	Pro Shop
11823125	08/23/2024	PRINTED	UPS Golf	30323146	7945	29.75	Championship Course	Pro Shop
11823125	08/23/2024	PRINTED	UPS Golf	30323146	7945	14.29	Championship Course	Pro Shop
11823125	08/23/2024	PRINTED	UPS Golf	30323146	7945	15.68	Championship Course	Pro Shop
11823129	08/28/2024	PRINTED	Acushnet Company	30323146	7945	101.59	Championship Course	Pro Shop
11823129	08/28/2024	PRINTED	Acushnet Company	30323146	7945	43.61	Championship Course	Pro Shop

CHECK NUMBER	CHECK DATE	CHECK TYPE	VENDOR NAME	ORG	OBJECT	AMOUNT	DEPT NAME	DIVISION
11823129	08/28/2024	PRINTED	Acushnet Company	30323146	7945	88.00	Championship Course	Pro Shop
11823129	08/28/2024	PRINTED	Acushnet Company	30323146	7945	13.41	Championship Course	Pro Shop
11823129	08/28/2024	PRINTED	Acushnet Company	30323146	7945	13.41	Championship Course	Pro Shop
11823129	08/28/2024	PRINTED	Acushnet Company	30323146	7945	13.41	Championship Course	Pro Shop
11823129	08/28/2024	PRINTED	Acushnet Company	30323146	7945	12.79	Championship Course	Pro Shop
11823129	08/28/2024	PRINTED	Acushnet Company	30323146	7945	12.18	Championship Course	Pro Shop
11823129	08/28/2024	PRINTED	Acushnet Company	30323146	7945	13.39	Championship Course	Pro Shop
11823132	08/28/2024	PRINTED	Cleveland Golf/SRIXON	30323146	7945	9.80	Championship Course	Pro Shop
11823146	08/30/2024	PRINTED	Acushnet Company	30323146	7945	13.39	Championship Course	Pro Shop
11823147	08/30/2024	PRINTED	Acushnet Company	30323146	7945	12.77	Championship Course	Pro Shop
11823147	08/30/2024	PRINTED	Acushnet Company	30323146	7945	84.04	Championship Course	Pro Shop
11823147	08/30/2024	PRINTED	Acushnet Company	30323146	7945	13.39	Championship Course	Pro Shop
11823147	08/30/2024	PRINTED	Acushnet Company	30323146	7945	13.39	Championship Course	Pro Shop
11823147	08/30/2024	PRINTED	Acushnet Company	30323146	7945	13.39	Championship Course	Pro Shop
11822982	08/02/2024	PRINTED	Brandt, Kari	30343499	7685	276.50	Diamond Peak Ski Resort	Administration
11822989	08/02/2024	PRINTED	Chris Easley	30343499	7685	276.50	Diamond Peak Ski Resort	Administration
11823050	08/16/2024	PRINTED	AT&T	30343499	7840	2,549.16	Diamond Peak Ski Resort	Administration
11823054	08/16/2024	PRINTED	Cislo & Thomas LLP	30343499	6010	244.50	Diamond Peak Ski Resort	Administration
11823054	08/16/2024	PRINTED	Cislo & Thomas LLP	30343499	6010	489.00	Diamond Peak Ski Resort	Administration
11823054	08/16/2024	PRINTED	Cislo & Thomas LLP	30343499	6010	321.75	Diamond Peak Ski Resort	Administration
11823054	08/16/2024	PRINTED	Cislo & Thomas LLP	30343499	6010	1,420.13	Diamond Peak Ski Resort	Administration
11823141	08/28/2024	PRINTED	Shred-IT USA	30343499	7415	74.00	Diamond Peak Ski Resort	Administration
11823035	08/08/2024	PRINTED	Mountain Hardware and Sports Inc/line Village, INC	30343449	7415	99.47	Diamond Peak Ski Resort	Brushing Crew
11823011	08/02/2024	PRINTED	Southwest Gas	30343445	7815	55.58	Diamond Peak Ski Resort	Equipment Repair
11823011	08/02/2024	PRINTED	Southwest Gas	30343453	7815	89.52	Diamond Peak Ski Resort	Food & Beverage
11823000	08/02/2024	PRINTED	MidwestMotor Supply Co. Inc.	30343462	7510	123.00	Diamond Peak Ski Resort	Lift Operations
11823000	08/02/2024	PRINTED	MidwestMotor Supply Co. Inc.	30343462	7510	115.00	Diamond Peak Ski Resort	Lift Operations
11823020	08/02/2024	PRINTED	Wire Rope Service, Inc.	30343462	8120	40,176.82	Diamond Peak Ski Resort	Lift Operations
11823049	08/16/2024	PRINTED	American Textile & Supply, Inc.	30343462	7415	170.88	Diamond Peak Ski Resort	Lift Operations
11823067	08/16/2024	PRINTED	Napa Sierra Nevada, Inc	30343462	7415	3.99	Diamond Peak Ski Resort	Lift Operations
11823078	08/16/2024	PRINTED	Jonathan Paul Millar	30343462	7510	713.00	Diamond Peak Ski Resort	Lift Operations
11823108	08/23/2024	PRINTED	Grainger, Inc.	30343462	7510	983.60	Diamond Peak Ski Resort	Lift Operations
11823117	08/23/2024	PRINTED	Reno Hydraulic & Rebuild, Inc.	30343462	7510	212.69	Diamond Peak Ski Resort	Lift Operations
11823135	08/28/2024	PRINTED	Hunt & Sons Inc.	30343462	7415	368.70	Diamond Peak Ski Resort	Lift Operations
11823156	08/30/2024	PRINTED	MidwestMotor Supply Co. Inc.	30343462	7510	497.40	Diamond Peak Ski Resort	Lift Operations
11823050	08/16/2024	PRINTED	AT&T	30343498	7840	1,552.99	Diamond Peak Ski Resort	Marketing
11823127	08/23/2024	PRINTED	USRelay Corp	30343498	7415	3,300.00	Diamond Peak Ski Resort	Marketing
11823144	08/28/2024	PRINTED	USRelay Corp	30343498	7415	900.00	Diamond Peak Ski Resort	Marketing
11822997	08/02/2024	PRINTED	High Sierra Patrol, Inc.	30343469	7605	332.34	Diamond Peak Ski Resort	Property, Parking & Transpor
11823011	08/02/2024	PRINTED	Southwest Gas	30343469	7815	249.43	Diamond Peak Ski Resort	Property, Parking & Transpor
11823050	08/16/2024	PRINTED	AT&T	40425293	7840	232.90	Engineering	Engineering Operations
11823050	08/16/2024	PRINTED	AT&T	40425293	7840	232.90	Engineering	Engineering Operations
11823075	08/16/2024	PRINTED	Rainbow Printing & Office Supplies, Inc.	40425293	7415	144.11	Engineering	Engineering Operations
11823084	08/16/2024	PRINTED	Silver State Law LLC	40425293	6030	1,740.00	Engineering	Engineering Operations

CHECK NUMBER	CHECK DATE	CHECK TYPE	VENDOR NAME	ORG	OBJECT	AMOUNT	DEPT NAME	DIVISION
11823120	08/23/2024	PRINTED	Silver State Law LLC	40425293	6030	510.00	Engineering	Engineering Operations
11823120	08/23/2024	PRINTED	Silver State Law LLC	40425293	6030	75.00	Engineering	Engineering Operations
11823050	08/16/2024	PRINTED	AT&T	10001110	7840	14.06	Executive	General Manager
11823050	08/16/2024	PRINTED	AT&T	10001110	7840	14.06	Executive	General Manager
11822992	08/02/2024	PRINTED	FedEx	10001111	7415	42.43	Executive	Trustees
11822994	08/02/2024	PRINTED	Governance Sciences Group, Inc.	10001111	6030	10,500.00	Executive	Trustees
11822997	08/02/2024	PRINTED	High Sierra Patrol, Inc.	30333351	7605	166.04	Facilities	Aspen Grove
11823011	08/02/2024	PRINTED	Southwest Gas	30333351	7815	36.69	Facilities	Aspen Grove
11823035	08/08/2024	PRINTED	Mountain Hardware and Sports Incline Village, INC	30333351	7415	93.49	Facilities	Aspen Grove
11823068	08/16/2024	PRINTED	NV Energy	30333351	7810	83.15	Facilities	Aspen Grove
11822986	08/02/2024	PRINTED	Creative Coverings	30333350	7415	1,050.00	Facilities	Chateau
11822986	08/02/2024	PRINTED	Creative Coverings	30333350	7415	129.00	Facilities	Chateau
11822997	08/02/2024	PRINTED	High Sierra Patrol, Inc.	30333350	7605	112.46	Facilities	Chateau
11823011	08/02/2024	PRINTED	Southwest Gas	30333350	7815	853.44	Facilities	Chateau
11823035	08/08/2024	PRINTED	Mountain Hardware and Sports Incline Village, INC	30333350	7550	23.43	Facilities	Chateau
11823151	08/30/2024	PRINTED	Creative Coverings	30333350	7415	231.00	Facilities	Chateau
11823151	08/30/2024	PRINTED	Creative Coverings	30333350	7415	429.00	Facilities	Chateau
11823024	08/08/2024	PRINTED	Burney's Commercial Service, Inc.	30333353	7510	3,007.50	Facilities	Food & Beverage
11823024	08/08/2024	PRINTED	Burney's Commercial Service, Inc.	30333353	7510	729.25	Facilities	Food & Beverage
11823024	08/08/2024	PRINTED	Burney's Commercial Service, Inc.	30333353	7510	1,231.89	Facilities	Food & Beverage
11823076	08/16/2024	PRINTED	Reno Disposal/Dbawaste Management of Nevada	30333353	7825	1,944.88	Facilities	Food & Beverage
11823145	08/30/2024	PRINTED	Andrea Hoxie	30333353	4420	975.00	Facilities	Food & Beverage
11823050	08/16/2024	PRINTED	AT&T	10001213	7840	9,918.05	Financial Administration	Information Services
11823050	08/16/2024	PRINTED	AT&T	10001213	7840	398.05	Financial Administration	Information Services
11823118	08/23/2024	PRINTED	SHI International Corp.	10001213	7310	16,110.00	Financial Administration	Information Services
11823140	08/28/2024	PRINTED	SHI International Corp	10001213	7310	9,215.70	Financial Administration	Information Services
11823043	08/08/2024	PRINTED	Washoe County Technology Services	10001214	7433	1,290.06	Financial Administration	Risk Management
11823115	08/23/2024	PRINTED	Rainbow Printing & Office Supplies, Inc.	10001214	7433	45.00	Financial Administration	Risk Management
11823000	08/02/2024	PRINTED	MidwestMotor Supply Co. Inc.	40415190	7490	540.51	Fleet	Equipment Maintenance
11823002	08/02/2024	PRINTED	Michael Hohl Motor Company	40415190	7490	125.03	Fleet	Equipment Maintenance
11823004	08/02/2024	PRINTED	O'Reilly Automotive Stores, Inc	40415190	7490	109.60	Fleet	Equipment Maintenance
11823022	08/08/2024	PRINTED	American Equipment, Inc.	40415190	7330	531.25	Fleet	Equipment Maintenance
11823025	08/08/2024	PRINTED	Champion Chevrolet	40415190	7330	4,400.94	Fleet	Equipment Maintenance
11823037	08/08/2024	PRINTED	O'Reilly Automotive Stores, Inc	40415190	7490	72.67	Fleet	Equipment Maintenance
11823037	08/08/2024	PRINTED	O'Reilly Automotive Stores, Inc	40415190	7490	143.45	Fleet	Equipment Maintenance
11823037	08/08/2024	PRINTED	O'Reilly Automotive Stores, Inc	40415190	7490	(143.45)	Fleet	Equipment Maintenance
11823037	08/08/2024	PRINTED	O'Reilly Automotive Stores, Inc	40415190	7490	143.45	Fleet	Equipment Maintenance
11823050	08/16/2024	PRINTED	AT&T	40415190	7840	31.51	Fleet	Equipment Maintenance
11823050	08/16/2024	PRINTED	AT&T	40415190	7840	31.51	Fleet	Equipment Maintenance
11823067	08/16/2024	PRINTED	Napa Sierra Nevada, Inc	40415190	7490	2,374.62	Fleet	Equipment Maintenance
11823067	08/16/2024	PRINTED	Napa Sierra Nevada, Inc	40415190	7490	2,153.93	Fleet	Equipment Maintenance
11823091	08/16/2024	PRINTED	Syn-tech Systems, Inc	40415190	7310	550.00	Fleet	Equipment Maintenance
11823108	08/23/2024	PRINTED	Grainger, Inc.	40415190	7490	12.78	Fleet	Equipment Maintenance
11823137	08/28/2024	PRINTED	Owen Equipment Co.	40415190	7490	98.93	Fleet	Equipment Maintenance

CHECK NUMBER	CHECK DATE	CHECK TYPE	VENDOR NAME	ORG	OBJECT	AMOUNT	DEPT NAME	DIVISION
11823158	08/30/2024	PRINTED	Michael Hohl Motor Company	40415190	7490	633.82	Fleet	Equipment Maintenance
11823022	08/08/2024	PRINTED	American Equipment, Inc.	40415191	7330	417.25	Fleet	Golf Equipment Maintenance
11823067	08/16/2024	PRINTED	Napa Sierra Nevada, Inc	40415191	7490	565.55	Fleet	Golf Equipment Maintenance
11823067	08/16/2024	PRINTED	Napa Sierra Nevada, Inc	40415191	7490	642.76	Fleet	Golf Equipment Maintenance
11823075	08/16/2024	PRINTED	Rainbow Printing & Office Supplies, Inc.	40415191	7405	18.15	Fleet	Golf Equipment Maintenance
11823091	08/16/2024	PRINTED	Syn-tech Systems, Inc	40415191	7310	550.00	Fleet	Golf Equipment Maintenance
11823112	08/23/2024	PRINTED	Kassbohrer All Terrain Vehicles, Inc.	40415191	7490	402.40	Fleet	Golf Equipment Maintenance
11823022	08/08/2024	PRINTED	American Equipment, Inc.	40415192	7330	407.25	Fleet	Ski Equipment Maintenance
11823067	08/16/2024	PRINTED	Napa Sierra Nevada, Inc	40415192	7490	201.14	Fleet	Ski Equipment Maintenance
11823067	08/16/2024	PRINTED	Napa Sierra Nevada, Inc	40415192	7490	270.97	Fleet	Ski Equipment Maintenance
11823091	08/16/2024	PRINTED	Syn-tech Systems, Inc	40415192	7310	550.00	Fleet	Ski Equipment Maintenance
11823112	08/23/2024	PRINTED	Kassbohrer All Terrain Vehicles, Inc.	40415192	7490	232.50	Fleet	Ski Equipment Maintenance
11823112	08/23/2024	PRINTED	Kassbohrer All Terrain Vehicles, Inc.	40415192	7490	727.85	Fleet	Ski Equipment Maintenance
11823112	08/23/2024	PRINTED	Kassbohrer All Terrain Vehicles, Inc.	40415192	7490	91.23	Fleet	Ski Equipment Maintenance
11823112	08/23/2024	PRINTED	Kassbohrer All Terrain Vehicles, Inc.	40415192	7490	113.61	Fleet	Ski Equipment Maintenance
11823112	08/23/2024	PRINTED	Kassbohrer All Terrain Vehicles, Inc.	40415192	7490	3,491.59	Fleet	Ski Equipment Maintenance
11822997	08/02/2024	PRINTED	High Sierra Patrol, Inc.	10001099	7605	166.04	General Government	Administration
11823011	08/02/2024	PRINTED	Southwest Gas	10001099	7815	66.16	General Government	Administration
11823035	08/08/2024	PRINTED	Mountain Hardware and Sports Incline Village, INC	10001099	7405	18.69	General Government	Administration
11823050	08/16/2024	PRINTED	AT&T	10001099	7840	6,067.40	General Government	Administration
11823050	08/16/2024	PRINTED	AT&T	10001099	7840	2,457.76	General Government	Administration
11823054	08/16/2024	PRINTED	Cislo & Thomas LLP	10001099	6010	81.50	General Government	Administration
11823054	08/16/2024	PRINTED	Cislo & Thomas LLP	10001099	6010	163.00	General Government	Administration
11823054	08/16/2024	PRINTED	Cislo & Thomas LLP	10001099	6010	107.25	General Government	Administration
11823054	08/16/2024	PRINTED	Cislo & Thomas LLP	10001099	6010	473.37	General Government	Administration
11823068	08/16/2024	PRINTED	NV Energy	10001099	7810	941.87	General Government	Administration
11823076	08/16/2024	PRINTED	Reno Disposal/Dbw Waste Management of Nevada	10001099	7825	384.97	General Government	Administration
11823093	08/16/2024	PRINTED	TRPA	10001099	7330	4,120.00	General Government	Administration
11823141	08/28/2024	PRINTED	Shred-IT USA	10001099	7415	35.00	General Government	Administration
11823010	08/02/2024	PRINTED	Shaw Engineering, LTD	39003899	7510	6,260.63	Incline Beach	Administration
11823028	08/08/2024	PRINTED	DynaGraphic Printing, Inc.	39003853	7415	207.63	Incline Beach	Food & Beverage
11822997	08/02/2024	PRINTED	High Sierra Patrol, Inc.	30323299	7605	332.34	Mountain Course	Administration
11823011	08/02/2024	PRINTED	Southwest Gas	30323299	7815	50.62	Mountain Course	Administration
11823050	08/16/2024	PRINTED	AT&T	30323299	7840	799.74	Mountain Course	Administration
11822985	08/02/2024	PRINTED	Club Car, LLC	30323242	8120	20,040.00	Mountain Course	Course Maintenance
11823011	08/02/2024	PRINTED	Southwest Gas	30323242	7815	76.35	Mountain Course	Course Maintenance
11823026	08/08/2024	PRINTED	Cinderlite Trucking Corp	30323242	7415	78.00	Mountain Course	Course Maintenance
11823035	08/08/2024	PRINTED	Mountain Hardware and Sports Incline Village, INC	30323242	7425	34.43	Mountain Course	Course Maintenance
11823035	08/08/2024	PRINTED	Mountain Hardware and Sports Incline Village, INC	30323242	7415	138.40	Mountain Course	Course Maintenance
11823076	08/16/2024	PRINTED	Reno Disposal/Dbw Waste Management of Nevada	30323242	7825	544.23	Mountain Course	Course Maintenance
11823083	08/16/2024	PRINTED	Sierra Pacific Turf Supply, Inc.	30323242	7415	2,125.60	Mountain Course	Course Maintenance
11823085	08/16/2024	PRINTED	Simplot Partners	30323242	7425	420.00	Mountain Course	Course Maintenance
11823085	08/16/2024	PRINTED	Simplot Partners	30323242	7415	370.00	Mountain Course	Course Maintenance
11823114	08/23/2024	PRINTED	Nutrien AG Solutions INC	30323242	7425	321.75	Mountain Course	Course Maintenance

CHECK NUMBER	CHECK DATE	CHECK TYPE	VENDOR NAME	ORG	OBJECT	AMOUNT	DEPT NAME	DIVISION
11823114	08/23/2024	PRINTED	Nutrien AG Solutions INC	30323242	7415	689.00	Mountain Course	Course Maintenance
11823133	08/28/2024	PRINTED	DirecTV, Inc.	30323241	7835	390.59	Mountain Course	Course Operations
11823138	08/28/2024	PRINTED	Rainbow Printing & Office Supplies, Inc.	30323241	7405	89.99	Mountain Course	Course Operations
11823050	08/16/2024	PRINTED	AT&T	30364999	7840	466.76	Other Recreation	Administration
11823050	08/16/2024	PRINTED	AT&T	30364999	7840	66.89	Other Recreation	Administration
11823096	08/16/2024	PRINTED	Washoe County Treasurer	30364999	7330	500.00	Other Recreation	Administration
11823161	08/30/2024	PRINTED	Vermont Systems	30364999	7330	3,824.54	Other Recreation	Administration
11823161	08/30/2024	PRINTED	Vermont Systems	30364999	7310	22,363.70	Other Recreation	Administration
11822991	08/02/2024	PRINTED	Ewing Irrigation Products	10004378	7415	996.67	Parks	Park Services
11822991	08/02/2024	PRINTED	Ewing Irrigation Products	10004378	7415	1,769.04	Parks	Park Services
11822996	08/02/2024	PRINTED	High Sierra Gardens, Inc.	10004378	7415	71.40	Parks	Park Services
11822997	08/02/2024	PRINTED	High Sierra Patrol, Inc.	10004378	7605	166.04	Parks	Park Services
11822997	08/02/2024	PRINTED	High Sierra Patrol, Inc.	10004378	7605	166.04	Parks	Park Services
11822997	08/02/2024	PRINTED	High Sierra Patrol, Inc.	10004378	7605	166.04	Parks	Park Services
11823001	08/02/2024	PRINTED	Mary E. Sinnott	10004378	7330	235.00	Parks	Park Services
11823011	08/02/2024	PRINTED	Southwest Gas	10004378	7815	49.48	Parks	Park Services
11823035	08/08/2024	PRINTED	Mountain Hardware and Sports Incline Village, INC	10004378	7415	641.73	Parks	Park Services
11823050	08/16/2024	PRINTED	AT&T	10004378	7840	3.43	Parks	Park Services
11823050	08/16/2024	PRINTED	AT&T	10004378	7840	842.06	Parks	Park Services
11823050	08/16/2024	PRINTED	AT&T	10004378	7840	42.32	Parks	Park Services
11823063	08/16/2024	PRINTED	High Sierra Gardens, Inc.	10004378	7415	35.70	Parks	Park Services
11823063	08/16/2024	PRINTED	High Sierra Gardens, Inc.	10004378	7415	36.00	Parks	Park Services
11823067	08/16/2024	PRINTED	Napa Sierra Nevada, Inc	10004378	7415	43.48	Parks	Park Services
11823068	08/16/2024	PRINTED	NV Energy	10004378	7810	7,202.15	Parks	Park Services
11823076	08/16/2024	PRINTED	Reno Disposal/Dbawaste Management of Nevada	10004378	7825	18.29	Parks	Park Services
11823116	08/23/2024	PRINTED	Reno Disposal/Dbawaste Management of Nevada	10004378	7825	981.80	Parks	Park Services
11823161	08/30/2024	PRINTED	Vermont Systems	10004378	7310	1,261.50	Parks	Park Services
11823007	08/02/2024	PRINTED	Rainbow Printing & Office Supplies, Inc.	30354899	7415	225.71	Recreation Center	Administration
11823011	08/02/2024	PRINTED	Southwest Gas	30354899	7815	255.42	Recreation Center	Administration
11823050	08/16/2024	PRINTED	AT&T	30354899	7840	156.55	Recreation Center	Administration
11823050	08/16/2024	PRINTED	AT&T	30354899	7840	58.25	Recreation Center	Administration
11823075	08/16/2024	PRINTED	Rainbow Printing & Office Supplies, Inc.	30354899	7415	57.93	Recreation Center	Administration
11823075	08/16/2024	PRINTED	Rainbow Printing & Office Supplies, Inc.	30354899	7415	194.70	Recreation Center	Administration
11823076	08/16/2024	PRINTED	Reno Disposal/Dbawaste Management of Nevada	30354899	7825	63.75	Recreation Center	Administration
11823050	08/16/2024	PRINTED	AT&T	30354885	7840	3.64	Recreation Center	Aquatics
11823050	08/16/2024	PRINTED	AT&T	30354885	7840	3.64	Recreation Center	Aquatics
11823065	08/16/2024	PRINTED	Lee Joseph, Inc.	30354885	7425	82.05	Recreation Center	Aquatics
11823019	08/02/2024	PRINTED	Sally White	30354886	7680	118.00	Recreation Center	Fitness
11823089	08/16/2024	PRINTED	State of Nevada -Dept of Public Safety	30354886	7415	40.25	Recreation Center	Fitness
11823050	08/16/2024	PRINTED	AT&T	30354898	7840	0.46	Recreation Center	Marketing
11823050	08/16/2024	PRINTED	AT&T	30354898	7840	0.46	Recreation Center	Marketing
11822979	08/02/2024	PRINTED	Ainsworth Associates Mechanical Engineers	30354884	8120	9,300.00	Recreation Center	Rec Center Operations
11822997	08/02/2024	PRINTED	High Sierra Patrol, Inc.	30354884	7605	275.84	Recreation Center	Rec Center Operations
11823011	08/02/2024	PRINTED	Southwest Gas	30354884	7815	2,298.79	Recreation Center	Rec Center Operations

CHECK NUMBER	CHECK DATE	CHECK TYPE	VENDOR NAME	ORG	OBJECT	AMOUNT	DEPT NAME	DIVISION
11823050	08/16/2024	PRINTED	AT&T	30354884	7840	1.37	Recreation Center	Rec Center Operations
11823050	08/16/2024	PRINTED	AT&T	30354884	7840	1.37	Recreation Center	Rec Center Operations
11823076	08/16/2024	PRINTED	Reno Disposal/Dbw-Waste Management of Nevada	30354884	7825	573.82	Recreation Center	Rec Center Operations
11823081	08/16/2024	PRINTED	Sierra Filtration Products Inc	30354884	7550	813.83	Recreation Center	Rec Center Operations
11823036	08/08/2024	PRINTED	National Sports Apparel	30354683	7415	484.05	Recreation Programs	Adult Sports
11823131	08/28/2024	PRINTED	Sierra Awards, LLC	30354683	7415	89.85	Recreation Programs	Adult Sports
11823131	08/28/2024	PRINTED	Sierra Awards, LLC	30354683	7415	89.90	Recreation Programs	Adult Sports
11823050	08/16/2024	PRINTED	AT&T	30354682	7840	4.55	Recreation Programs	Seniors
11823050	08/16/2024	PRINTED	AT&T	30354682	7840	4.55	Recreation Programs	Seniors
11823036	08/08/2024	PRINTED	National Sports Apparel	30354611	7415	2,560.00	Recreation Programs	Sports
11823050	08/16/2024	PRINTED	AT&T	30354611	7840	2.73	Recreation Programs	Sports
11823050	08/16/2024	PRINTED	AT&T	30354611	7840	2.73	Recreation Programs	Sports
11823089	08/16/2024	PRINTED	State of Nevada -Dept of Public Safety	30354611	7415	40.25	Recreation Programs	Sports
11823011	08/02/2024	PRINTED	Southwest Gas	20002599	7815	205.50	Sewer	Administration
11823150	08/30/2024	PRINTED	Cinderlite Trucking Corp	20002599	8120	1,427.28	Sewer	Administration
11823150	08/30/2024	PRINTED	Cinderlite Trucking Corp	20002599	8120	2,146.06	Sewer	Administration
11823150	08/30/2024	PRINTED	Cinderlite Trucking Corp	20002599	8120	3,566.07	Sewer	Administration
11823150	08/30/2024	PRINTED	Cinderlite Trucking Corp	20002599	8120	469.98	Sewer	Administration
11823150	08/30/2024	PRINTED	Cinderlite Trucking Corp	20002599	8120	2,877.70	Sewer	Administration
11822993	08/02/2024	PRINTED	Gierlich-Mitchell, INC	20002522	7510	140.68	Sewer	Pumping
11822997	08/02/2024	PRINTED	High Sierra Patrol, Inc.	20002522	7605	166.04	Sewer	Pumping
11823003	08/02/2024	PRINTED	MuniQuip, LLC	20002522	8120	430.00	Sewer	Pumping
11823011	08/02/2024	PRINTED	Southwest Gas	20002522	7815	57.27	Sewer	Pumping
11823050	08/16/2024	PRINTED	AT&T	20002522	7840	1,056.00	Sewer	Pumping
11823061	08/16/2024	PRINTED	Grainger, Inc.	20002522	7415	326.70	Sewer	Pumping
11823064	08/16/2024	PRINTED	Hill Brothers Chemical Company	20002522	7425	9,963.05	Sewer	Pumping
11823068	08/16/2024	PRINTED	NV Energy	20002522	7810	7,062.26	Sewer	Pumping
11823108	08/23/2024	PRINTED	Grainger, Inc.	20002522	7435	110.76	Sewer	Pumping
11823113	08/23/2024	PRINTED	Kaylen Prior	20002522	7685	104.52	Sewer	Pumping
11823134	08/28/2024	PRINTED	Hill Brothers Chemical Company	20002522	7425	14,768.13	Sewer	Pumping
11823048	08/16/2024	PRINTED	American Equipment, Inc.	20002597	7330	1,685.96	Sewer	Shared Expenses
11823068	08/16/2024	PRINTED	NV Energy	20002521	7810	16,469.67	Sewer	Supply
11823086	08/16/2024	PRINTED	Sky Fiber Networks LLC	20002521	7830	125.00	Sewer	Supply
11823086	08/16/2024	PRINTED	Sky Fiber Networks LLC	20002521	7830	125.00	Sewer	Supply
11823152	08/30/2024	PRINTED	Douglas County Parks and Weed Control	20002521	7330	9,949.16	Sewer	Supply
11823008	08/02/2024	PRINTED	Robert Flynn	20002524	7680	46.90	Sewer	Transmission
11823067	08/16/2024	PRINTED	Napa Sierra Nevada, Inc	20002524	7433	14.38	Sewer	Transmission
11823067	08/16/2024	PRINTED	Napa Sierra Nevada, Inc	20002524	7490	33.48	Sewer	Transmission
11823067	08/16/2024	PRINTED	Napa Sierra Nevada, Inc	20002524	7440	33.48	Sewer	Transmission
11823106	08/23/2024	PRINTED	Finest LLC	20002524	7510	9,040.70	Sewer	Transmission
11823143	08/28/2024	PRINTED	USABluebook (Utility Supply of America)	20002524	7440	82.83	Sewer	Transmission
11823003	08/02/2024	PRINTED	MuniQuip, LLC	20002523	7510	371.28	Sewer	Treatment
11823011	08/02/2024	PRINTED	Southwest Gas	20002523	7815	229.41	Sewer	Treatment
11823032	08/08/2024	PRINTED	Lawson Products, Inc.	20002523	7510	280.47	Sewer	Treatment

CHECK NUMBER	CHECK DATE	CHECK TYPE	VENDOR NAME	ORG	OBJECT	AMOUNT	DEPT NAME	DIVISION
11823039	08/08/2024	PRINTED	Reno Disposal/Oba:Waste Management of Nevada	20002523	7415	543.71	Sewer	Treatment
11823044	08/08/2024	PRINTED	William Robbins	20002523	7415	120.00	Sewer	Treatment
11823045	08/08/2024	PRINTED	John K Williams	20002523	7415	20.00	Sewer	Treatment
11823045	08/08/2024	PRINTED	John K Williams	20002523	7415	20.00	Sewer	Treatment
11823045	08/08/2024	PRINTED	John K Williams	20002523	7415	20.00	Sewer	Treatment
11823050	08/16/2024	PRINTED	AT&T	20002523	7840	2,384.92	Sewer	Treatment
11823061	08/16/2024	PRINTED	Grainger, Inc.	20002523	7415	326.70	Sewer	Treatment
11823067	08/16/2024	PRINTED	Napa Sierra Nevada , Inc	20002523	7490	23.30	Sewer	Treatment
11823067	08/16/2024	PRINTED	Napa Sierra Nevada , Inc	20002523	7515	52.94	Sewer	Treatment
11823068	08/16/2024	PRINTED	NV Energy	20002523	7810	17,651.63	Sewer	Treatment
11823076	08/16/2024	PRINTED	Reno Disposal/Oba:Waste Management of Nevada	20002523	7825	268.30	Sewer	Treatment
11823108	08/23/2024	PRINTED	Grainger, Inc.	20002523	7430	38.00	Sewer	Treatment
11823108	08/23/2024	PRINTED	Grainger, Inc.	20002523	7510	679.50	Sewer	Treatment
11823108	08/23/2024	PRINTED	Grainger, Inc.	20002523	7435	1,503.09	Sewer	Treatment
11823109	08/23/2024	PRINTED	Jason Patterson	20002523	7415	20.00	Sewer	Treatment
11823115	08/23/2024	PRINTED	Rainbow Printing & Office Supplies, Inc.	20002523	7428	38.46	Sewer	Treatment
11823119	08/23/2024	PRINTED	Sigma-Aldrich Inc	20002523	7428	124.89	Sewer	Treatment
11823128	08/23/2024	PRINTED	VWR Funding, Inc	20002523	7428	203.84	Sewer	Treatment
11823128	08/23/2024	PRINTED	VWR Funding, Inc	20002523	7428	506.21	Sewer	Treatment
11823128	08/23/2024	PRINTED	VWR Funding, Inc	20002523	7428	273.63	Sewer	Treatment
11823128	08/23/2024	PRINTED	VWR Funding, Inc	20002523	7428	89.49	Sewer	Treatment
11823128	08/23/2024	PRINTED	VWR Funding, Inc	20002523	7428	97.34	Sewer	Treatment
11823128	08/23/2024	PRINTED	VWR Funding, Inc	20002523	7428	186.65	Sewer	Treatment
11823136	08/28/2024	PRINTED	Olin Finance Company LLC	20002523	7425	3,273.51	Sewer	Treatment
11823136	08/28/2024	PRINTED	Olin Finance Company LLC	20002523	7425	2,450.73	Sewer	Treatment
11823011	08/02/2024	PRINTED	Southwest Gas	30343653	7815	35.04	Snowflake Lodge	Food & Beverage
11822987	08/02/2024	PRINTED	DirecTV, Inc.	30384588	7415	161.18	Tennis	Tennis Services
11822997	08/02/2024	PRINTED	High Sierra Patrol, Inc.	30384588	7605	56.50	Tennis	Tennis Services
11823050	08/16/2024	PRINTED	AT&T	30384588	7840	800.20	Tennis	Tennis Services
11823050	08/16/2024	PRINTED	AT&T	30384588	7840	0.46	Tennis	Tennis Services
11823068	08/16/2024	PRINTED	NV Energy	30384588	7810	211.39	Tennis	Tennis Services
11823072	08/16/2024	PRINTED	Peter Millar LLC	30384588	7945	15.70	Tennis	Tennis Services
11823072	08/16/2024	PRINTED	Peter Millar LLC	30384588	7945	16.90	Tennis	Tennis Services
11823073	08/16/2024	PRINTED	Peter Millar LLC	30384588	7945	16.90	Tennis	Tennis Services
11823089	08/16/2024	PRINTED	State of Nevada -Dept of Public Safety	30384588	7415	40.25	Tennis	Tennis Services
11823104	08/23/2024	PRINTED	DirecTV, Inc.	30384588	7415	167.43	Tennis	Tennis Services
11823154	08/30/2024	PRINTED	Dunlop Sports Group Americas Inc.	30384588	7415	3,936.00	Tennis	Tennis Services
11823094	08/16/2024	PRINTED	TRPA	20002899	7010	500.00	TWSA	Administration
11822978	08/02/2024	PRINTED	Acushnet Company	300320	1501	132.30	Unclassified	Unclassified
11822978	08/02/2024	PRINTED	Acushnet Company	300320	1501	120.00	Unclassified	Unclassified
11822980	08/02/2024	PRINTED	Fairways & Greens Golf Accessories Inc	300320	1501	221.40	Unclassified	Unclassified
11822988	08/02/2024	PRINTED	Donald Ross Sportswear	300320	1501	270.00	Unclassified	Unclassified
11822995	08/02/2024	PRINTED	Ken & Laurie Joan Hancock	200	2412	228.68	Unclassified	Unclassified
11823009	08/02/2024	PRINTED	Jonathan Sabin	200	2412	129.91	Unclassified	Unclassified

CHECK NUMBER	CHECK DATE	CHECK TYPE	VENDOR NAME	ORG	OBJECT	AMOUNT	DEPT NAME	DIVISION
11823012	08/02/2024	PRINTED	Sun Bum LLC	300320	1501	426.00	Unclassified	Unclassified
11823013	08/02/2024	PRINTED	Swannies Golf Apparel Co	300320	1501	60.00	Unclassified	Unclassified
11823021	08/08/2024	PRINTED	Acushnet Company	300320	1501	262.50	Unclassified	Unclassified
11823031	08/08/2024	PRINTED	Laird International Corp	300320	1501	1,842.00	Unclassified	Unclassified
11823033	08/08/2024	PRINTED	Linksoul	300320	1501	2,156.00	Unclassified	Unclassified
11823038	08/08/2024	PRINTED	Ping Golf Equipment	300320	1501	370.50	Unclassified	Unclassified
11823038	08/08/2024	PRINTED	Ping Golf Equipment	300320	1501	639.35	Unclassified	Unclassified
11823038	08/08/2024	PRINTED	Ping Golf Equipment	300320	1501	1,154.25	Unclassified	Unclassified
11823038	08/08/2024	PRINTED	Ping Golf Equipment	300320	1501	370.50	Unclassified	Unclassified
11823038	08/08/2024	PRINTED	Ping Golf Equipment	300320	1501	1,413.60	Unclassified	Unclassified
11823038	08/08/2024	PRINTED	Ping Golf Equipment	300320	1501	581.40	Unclassified	Unclassified
11823038	08/08/2024	PRINTED	Ping Golf Equipment	300320	1501	1,658.70	Unclassified	Unclassified
11823038	08/08/2024	PRINTED	Ping Golf Equipment	300320	1501	(195.00)	Unclassified	Unclassified
11823038	08/08/2024	PRINTED	Ping Golf Equipment	300320	1501	(114.00)	Unclassified	Unclassified
11823038	08/08/2024	PRINTED	Ping Golf Equipment	300320	1501	(495.00)	Unclassified	Unclassified
11823038	08/08/2024	PRINTED	Ping Golf Equipment	300320	1501	(1,012.80)	Unclassified	Unclassified
11823040	08/08/2024	PRINTED	U.S. Kids Golf, LLC	300320	1501	469.30	Unclassified	Unclassified
11823040	08/08/2024	PRINTED	U.S. Kids Golf, LLC	300320	1501	815.10	Unclassified	Unclassified
11823042	08/08/2024	PRINTED	Voice Caddie	300320	1501	385.00	Unclassified	Unclassified
11823047	08/16/2024	PRINTED	Fairways & Greens Golf Accessories Inc	300320	1501	252.00	Unclassified	Unclassified
11823047	08/16/2024	PRINTED	Fairways & Greens Golf Accessories Inc	300320	1501	107.55	Unclassified	Unclassified
11823051	08/16/2024	PRINTED	Badger Meter, Inc.	200	1510	2,496.00	Unclassified	Unclassified
11823053	08/16/2024	PRINTED	CA State Disbursement Unit	200	2035	435.68	Unclassified	Unclassified
11823055	08/16/2024	PRINTED	Costtel Communicatio	300320	1501	326.00	Unclassified	Unclassified
11823062	08/16/2024	PRINTED	Greg Norman/Tharanco Lifestyles LLC	300320	1501	2,133.67	Unclassified	Unclassified
11823069	08/16/2024	PRINTED	Operating Eng Local Union #3 (DUES)	950	2032	1,794.00	Unclassified	Unclassified
11823070	08/16/2024	PRINTED	Outdoor Cap Company INC	300320	1501	1,316.52	Unclassified	Unclassified
11823072	08/16/2024	PRINTED	Peter Millar LLC	300320	1501	882.50	Unclassified	Unclassified
11823072	08/16/2024	PRINTED	Peter Millar LLC	300380	1501	947.50	Unclassified	Unclassified
11823072	08/16/2024	PRINTED	Peter Millar LLC	300380	1501	460.00	Unclassified	Unclassified
11823073	08/16/2024	PRINTED	Peter Millar LLC	300320	1501	250.00	Unclassified	Unclassified
11823073	08/16/2024	PRINTED	Peter Millar LLC	300320	1501	1,710.00	Unclassified	Unclassified
11823073	08/16/2024	PRINTED	Peter Millar LLC	300320	1501	1,012.50	Unclassified	Unclassified
11823073	08/16/2024	PRINTED	Peter Millar LLC	300380	1501	247.50	Unclassified	Unclassified
11823088	08/16/2024	PRINTED	State Coll & Disb Unit-SCADU	200	2035	1,149.25	Unclassified	Unclassified
11823095	08/16/2024	PRINTED	Wake Forest University	300350	2418	500.00	Unclassified	Unclassified
11823100	08/23/2024	PRINTED	Breakthru Beverage NV Reno, LLC	300320	1507	2,027.95	Unclassified	Unclassified
11823100	08/23/2024	PRINTED	Breakthru Beverage NV Reno, LLC	300320	1506	371.76	Unclassified	Unclassified
11823100	08/23/2024	PRINTED	Breakthru Beverage NV Reno, LLC	300320	1505	290.00	Unclassified	Unclassified
11823100	08/23/2024	PRINTED	Breakthru Beverage NV Reno, LLC	300320	1505	435.00	Unclassified	Unclassified
11823100	08/23/2024	PRINTED	Breakthru Beverage NV Reno, LLC	300320	1507	1,609.50	Unclassified	Unclassified
11823100	08/23/2024	PRINTED	Breakthru Beverage NV Reno, LLC	300320	1506	503.82	Unclassified	Unclassified
11823100	08/23/2024	PRINTED	Breakthru Beverage NV Reno, LLC	300320	1505	145.00	Unclassified	Unclassified
11823100	08/23/2024	PRINTED	Breakthru Beverage NV Reno, LLC	300320	1507	846.00	Unclassified	Unclassified

CHECK NUMBER	CHECK DATE	CHECK TYPE	VENDOR NAME	ORG	OBJECT	AMOUNT	DEPT NAME	DIVISION
11823100	08/23/2024	PRINTED	Breakthru Beverage NV Reno, LLC	300320	1506	290.00	Unclassified	Unclassified
11823100	08/23/2024	PRINTED	Breakthru Beverage NV Reno, LLC	300320	1505	144.00	Unclassified	Unclassified
11823101	08/23/2024	PRINTED	CA State Disbursement Unit	200	2035	435.68	Unclassified	Unclassified
11823102	08/23/2024	PRINTED	Callaway Golf	300320	1501	360.80	Unclassified	Unclassified
11823103	08/23/2024	PRINTED	IBKUL Corp	300380	1501	680.00	Unclassified	Unclassified
11823110	08/23/2024	PRINTED	John Dollar	200	2036	208.36	Unclassified	Unclassified
11823121	08/23/2024	PRINTED	State Coll & Disb Unit-SCADU	200	2035	1,149.25	Unclassified	Unclassified
11823123	08/23/2024	PRINTED	Turtleson	300320	1501	1,172.00	Unclassified	Unclassified
11823129	08/28/2024	PRINTED	Acushnet Company	300320	1501	1,008.00	Unclassified	Unclassified
11823129	08/28/2024	PRINTED	Acushnet Company	300320	1501	432.00	Unclassified	Unclassified
11823129	08/28/2024	PRINTED	Acushnet Company	300320	1501	3,894.00	Unclassified	Unclassified
11823129	08/28/2024	PRINTED	Acushnet Company	300320	1501	294.00	Unclassified	Unclassified
11823129	08/28/2024	PRINTED	Acushnet Company	300320	1501	468.00	Unclassified	Unclassified
11823129	08/28/2024	PRINTED	Acushnet Company	300320	1501	205.00	Unclassified	Unclassified
11823129	08/28/2024	PRINTED	Acushnet Company	300320	1501	315.00	Unclassified	Unclassified
11823129	08/28/2024	PRINTED	Acushnet Company	300320	1501	1,584.00	Unclassified	Unclassified
11823129	08/28/2024	PRINTED	Acushnet Company	300320	1501	252.00	Unclassified	Unclassified
11823129	08/28/2024	PRINTED	Acushnet Company	300320	1501	5,184.00	Unclassified	Unclassified
11823129	08/28/2024	PRINTED	Acushnet Company	300320	1501	451.00	Unclassified	Unclassified
11823132	08/28/2024	PRINTED	Cleveland Golf/SRIXON	300320	1501	980.00	Unclassified	Unclassified
11823146	08/30/2024	PRINTED	Acushnet Company	300320	1501	827.00	Unclassified	Unclassified
11823147	08/30/2024	PRINTED	Acushnet Company	300320	1501	540.00	Unclassified	Unclassified
11823147	08/30/2024	PRINTED	Acushnet Company	300320	1501	3,696.00	Unclassified	Unclassified
11823147	08/30/2024	PRINTED	Acushnet Company	300320	1501	512.00	Unclassified	Unclassified
11823147	08/30/2024	PRINTED	Acushnet Company	300320	1501	521.00	Unclassified	Unclassified
11823147	08/30/2024	PRINTED	Acushnet Company	300320	1501	985.00	Unclassified	Unclassified
11823148	08/30/2024	PRINTED	CA State Disbursement Unit	200	2035	319.38	Unclassified	Unclassified
11823153	08/30/2024	PRINTED	Douglas Huestis	200	2412	335.13	Unclassified	Unclassified
11823155	08/30/2024	PRINTED	James Mullaney Living Trust	200	2412	204.90	Unclassified	Unclassified
11823160	08/30/2024	PRINTED	Thomas & Martha Smith	200	2412	108.46	Unclassified	Unclassified
11822997	08/02/2024	PRINTED	High Sierra Patrol, Inc.	20002299	7605	166.04	Water	Administration
11823011	08/02/2024	PRINTED	Southwest Gas	20002299	7815	205.50	Water	Administration
11823051	08/16/2024	PRINTED	Badger Meter, Inc.	20002299	7510	11,966.10	Water	Administration
11823068	08/16/2024	PRINTED	NV Energy	20002299	7810	1,346.60	Water	Administration
11823076	08/16/2024	PRINTED	Reno Disposal/Dba:Waste Management of Nevada	20002299	7825	535.58	Water	Administration
11823107	08/23/2024	PRINTED	Gerhardt & Berry Construction Inc	20002299	8120	275,985.30	Water	Administration
11823139	08/28/2024	PRINTED	Reno Disposal/Dba:Waste Management of Nevada	20002299	7825	622.52	Water	Administration
11823124	08/23/2024	PRINTED	University of Southern California	20002287	7340	225.00	Water	Compliance Services
11823138	08/28/2024	PRINTED	Rainbow Printing & Office Supplies, Inc.	20002287	7415	39.95	Water	Compliance Services
11823011	08/02/2024	PRINTED	Southwest Gas	20002222	7815	29.38	Water	Pumping
11823035	08/08/2024	PRINTED	Mountain Hardware and Sports Incline Village, INC	20002222	7510	14.42	Water	Pumping
11823066	08/16/2024	PRINTED	MSC Industrial Supply Co.	20002222	7433	179.76	Water	Pumping
11823067	08/16/2024	PRINTED	Napa Sierra Nevada , Inc	20002222	7510	9.99	Water	Pumping
11823068	08/16/2024	PRINTED	NV Energy	20002222	7810	17,127.60	Water	Pumping

CHECK NUMBER	CHECK DATE	CHECK TYPE	VENDOR NAME	ORG	OBJECT	AMOUNT	DEPT NAME	DIVISION
11823014	08/02/2024	PRINTED	Underground Service Alert of No CA and NV	20002297	7340	2,686.21	Water	Shared Expenses
11823027	08/08/2024	PRINTED	DirectV, Inc.	20002297	7835	200.21	Water	Shared Expenses
11823051	08/16/2024	PRINTED	Badger Meter, Inc.	20002297	7310	1.80	Water	Shared Expenses
11823057	08/16/2024	PRINTED	Data West, A Div of Harris Systems USA	20002297	7310	720.00	Water	Shared Expenses
11823067	08/16/2024	PRINTED	Napa Sierra Nevada, Inc	20002297	7415	9.98	Water	Shared Expenses
11823133	08/28/2024	PRINTED	DirectV, Inc.	20002297	7835	206.46	Water	Shared Expenses
11823149	08/30/2024	PRINTED	Champion Chevrolet	20002297	8120	60,437.98	Water	Shared Expenses
11822984	08/02/2024	PRINTED	Cinderlite Trucking Corp	20002224	7510	130.21	Water	Transmission
11823006	08/02/2024	PRINTED	Petty Cash - PW	20002224	7415	40.00	Water	Transmission
11823006	08/02/2024	PRINTED	Petty Cash - PW	20002224	7415	40.00	Water	Transmission
11823007	08/02/2024	PRINTED	Rainbow Printing & Office Supplies, Inc.	20002224	7510	920.79	Water	Transmission
11823007	08/02/2024	PRINTED	Rainbow Printing & Office Supplies, Inc.	20002224	7415	4.50	Water	Transmission
11823082	08/16/2024	PRINTED	Sierra Nevada Construction, Inc.	20002224	7510	146,146.20	Water	Transmission
11823108	08/23/2024	PRINTED	Grainger, Inc.	20002224	7510	75.10	Water	Transmission
11823108	08/23/2024	PRINTED	Grainger, Inc.	20002224	7433	470.45	Water	Transmission
11823159	08/30/2024	PRINTED	Sierra Nevada Construction, Inc.	20002224	7510	9,213.75	Water	Transmission
11823067	08/16/2024	PRINTED	Napa Sierra Nevada, Inc	20002223	7435	6.98	Water	Treatment
11823068	08/16/2024	PRINTED	NV Energy	20002223	7810	50,851.20	Water	Treatment
11823108	08/23/2024	PRINTED	Grainger, Inc.	20002223	7510	57.95	Water	Treatment
11823115	08/23/2024	PRINTED	Rainbow Printing & Office Supplies, Inc.	20002223	7428	38.47	Water	Treatment
11823119	08/23/2024	PRINTED	Sigma-Aldrich Inc	20002223	7428	124.89	Water	Treatment
11823126	08/23/2024	PRINTED	USABluebook (Utility Supply of America)	20002223	7510	256.32	Water	Treatment
11823126	08/23/2024	PRINTED	USABluebook (Utility Supply of America)	20002223	7510	1,301.36	Water	Treatment
11823128	08/23/2024	PRINTED	VWR Funding, Inc	20002223	7428	506.22	Water	Treatment
11823128	08/23/2024	PRINTED	VWR Funding, Inc	20002223	7428	89.49	Water	Treatment
11823136	08/28/2024	PRINTED	Olin Finance Company LLC	20002223	7425	2,450.73	Water	Treatment
11823136	08/28/2024	PRINTED	Olin Finance Company LLC	20002223	7425	1,834.74	Water	Treatment

Total Printed Checks
1,125,586.13

Total EFT and Printed Checks
2,830,464.63

ATTACHMENT C

Cardholder - First Name	Cardholder - Last Name	Posting Date	Amount	Vendor Name	GL Account Code	Description
Hudson	Klein	08/14/2024	3.00	Ty'washoe Co Serv Fee	2000252-8120	Regulatory Application processing fee
Hudson	Klein	08/14/2024	1.50	Ty'washoe Co Serv Fee	2000252-8120	Regulatory Application processing fee
Hudson	Klein	08/14/2024	43.00	Washoe City	2000252-8120	Regulatory Application processing fee
Hudson	Klein	08/26/2024	124.83	Mojos Pizza Pasta Inc	2000252-8120	Working lunch on site
Hudson	Klein	08/26/2024	15.96	Ralays #113	2000252-8120	Working lunch on site
lgld	Bldg	07/29/2024	92.92	AcionNorthshoredoor	40435394-7510	Treatment plant checker
lgld	Bldg	08/12/2024	193.20	Stakey Brothers	40435394-7510	Furnace repair
lgld	Bldg	08/29/2024	158.29	Ullrich	40435394-7510	Scaffold for lighting throughout GID
lgld	IT Dept	07/29/2024	23.00	Eq	10001213-7310	Safety lights for parks
lgld	IT Dept	08/02/2024	180.00	Msr' E0300d4w1	10001213-7310	Constant Contact - Monthly License
lgld	IT Dept	08/02/2024	891.94	Adobe 'adobe	10001213-7310	Adobe - Monthly License
lgld	IT Dept	08/06/2024	1.98	Google 'google One	10001213-7310	Adobe - Monthly License
lgld	IT Dept	08/12/2024	30.00	Domainsonenqhl Lic	10001213-7310	Google Cloud Storage - Monthly License
lgld	IT Dept	08/12/2024	30.00	Domainsonenqhl Lic	10001213-7310	Domain Renewal - lvgld.org and youathplace.com
lgld	IT Dept	08/12/2024	49.00	Domainsonenqhl Lic	10001213-7310	Domain Renewal - lvgld.com and lvgld.net
lgld	IT Dept	08/16/2024	255.00	Livestream.Com	10001213-7310	Livestream - Monthly License
lgld	IT Dept	08/19/2024	49.00	Zoom Us 888-795-9666	10001213-7310	Zoom - Monthly Room and Webinar Licenses
lgld	IT Dept	08/19/2024	20.00	Zoom Us 888-795-9666	10001316-7415	Zoom - Monthly Room and Webinar Licenses
lgld	IT Dept	08/19/2024	20.00	Zoom Us 888-795-9666	30354886-7415	Zoom - Monthly Room and Webinar Licenses
lgld	IT Dept	08/21/2024	44.34	Dnh'opoddy#3252458269	10001213-7310	Domain Renewal - inclneweddings.com
lgld	IT Dept	08/27/2024	23.00	Eq	10001213-7310	Constant Contact - Monthly License
lgld	Ski	08/01/2024	787.25	Studson Inc	30343462-7433	PPE
lgld	Ski	08/05/2024	56.50	Ullrich	30343462-7415	Materials
lgld	Ski	08/08/2024	28.95	Pandora For Business B	30343462-7415	Streaming music service
lgld	Ski	08/12/2024	19.99	Adobe 'adobe	30343462-7415	Document editing program
lgld	Ski	08/12/2024	19.99	Adobe 'adobe	30343462-7415	Document editing program
lgld	Ski	08/12/2024	60.00	Msr' E0600mb1gu	30343462-7341	SharePoint for department communication
lgld	Ski	08/21/2024	121.42	The Home Depot #3312	30343462-7415	Materials
lgld	Ream	08/26/2024	59.99	Adobe '900-833-6687	30343462-7310	Subscription service for editing
lgld	Ream	07/30/2024	18.76	Costco Wise #0025	30354884-7415	Rec Ctr Coffee
Jennifer L	Moore	07/30/2024	27.98	Costco Wise #0025	30354882-7415	Senior Programs Conv Café
Jennifer L	Moore	07/30/2024	31.98	Costco Wise #0025	300350-2418	Vets Club
Jennifer L	Moore	07/31/2024	40.37	Costco Wise #0025	30354884-7415	senior Programs Conv Café
Jennifer L	Moore	08/07/2024	11.49	Ralays #113	30354884-7415	Rec Ctr Coffee
Jennifer L	Moore	08/07/2024	116.99	Rainbow Printing & Office	30384588-7415	Tennis Ctr Tournament Supplies
Jennifer L	Moore	08/15/2024	32.46	Costco Wise #0025	30384588-7415	Tennis Center
Jennifer L	Moore	08/16/2024	73.20	Golf Courses At Incline	30384588-7415	Tennis Center Tournament Supplies
Jennifer L	Moore	08/16/2024	528.43	Costco Wise #0025	30384588-7415	Tennis Center
Jennifer L	Moore	08/23/2024	1,200.00	Battle Born Wine	30384588-7415	Senior Program - Wild World & whiskey trip
Jim E	Youngblood	08/02/2024	300.00	Nv Environmental Protect	20002523-7450	Storm water permit
Jim E	Youngblood	08/02/2024	7.50	W44nenvirotp	20002523-7450	Storm water permit - service fee
Jim E	Youngblood	08/14/2024	1,058.00	Tractor Supply Co #1753	20002224-7510	Meter stakes - T posts
Jim E	Prior	08/06/2024	465.22	Worthington Direct	20002523-7428	Lab equipment - IC benchtop
Kaylen	Prior	07/29/2024	465.22	Worthington Direct	20002223-7428	Lab equipment - IC benchtop
Lisa	Hoopes	07/29/2024	299.00	Ziprecruiter, Inc.	40425293-7350	Online Job Listings Sr. Eng
Lisa	Hoopes	08/01/2024	475.00	Aprva - Work Zone	40425293-7350	Online Featured Job Listing Sr. Eng
Lisa	Hoopes	08/12/2024	180.00	Sq 'incline Boosters Club	30354898-7350	Incline HS IVGID/Job Banner Renew2024-25
Lisa	Hoopes	08/12/2024	180.00	Sq 'incline Boosters Club	30354898-7350	Incline HS IVGID/Job Banner Renew2024-26
Lisa	Hoopes	08/12/2024	180.00	Sq 'incline Boosters Club	30384588-7350	Incline HS IVGID/Job Banner Renew2024-27
Lisa	Hoopes	08/12/2024	180.00	Sq 'incline Boosters Club	30323798-7350	Incline HS IVGID/Job Banner Renew2024-28
Lisa	Hoopes	08/12/2024	180.00	Sq 'incline Boosters Club	30323298-7350	Incline HS IVGID/Job Banner Renew2024-29
Lisa	Hoopes	08/21/2024	437.70	LinkedIn Job 9943984216	40425293-735	Online promo job listing Senior Engineer
Lisa	Hoopes	08/21/2024	160.00	Towandstymnangerebbs	10001104-7350	Online Job Listing General Manager
Lisa	Hoopes	08/22/2024	525.00	Irona Online	10001104-7350	Online Job Listing General Manager
Lisa	Hoopes	08/22/2024	199.00	Neogov	10001104-7350	Online Job Listing General Manager
Lisa	Hoopes	08/22/2024	260.00	Jobs Available Inc	40425293-7350	Online Job Listing General Manager
Lisa	Hoopes	08/27/2024	299.00	Ziprecruiter, Inc	40425293-7350	Online Job Listings Sr. Engineer
Lisa	Hoopes	08/27/2024	670.00	Associaor 'Nc Jobs O	10001104-7350	Online Featured/Social Job Listing General Mgr
Madonna	Dunbar	07/31/2024	350.00	US Patent Trademark	20002899-7415	US PATENT OFFICE: filing FEE for "Drink Tahoe Tap" trademark
Madonna	Dunbar	07/31/2024	64.44	In 'one Boat, Inc.	20002798-7010	Monthly web ads @ Tahoe.com Split (BearSmart/Tahoe Tap)
Madonna	Dunbar	07/31/2024	64.43	In 'one Boat, Inc.	20002899-7010	Monthly web ads @ Tahoe.com Split (BearSmart/Tahoe Tap)
Madonna	Dunbar	08/22/2024	245.00	Sierra Mobile Storage	20002798-7330	E WASTE CONTAINER RENTAL
Madonna	Dunbar	08/08/2024	160.00	Display-Wif 'Wayfair425892	1001213-7300	Credit for Mischange
Matthew	Belotte	08/12/2024	30.42	Postal Express	1001213-7460	Return Postage for RMA
Pandora	Bahman	08/07/2024	23.88	Ralays #113	30354884-7415	operating RC hall n hall
Pandora	Bahman	08/08/2024	47.94	Samsclub.Com	300350-1504	food merchandise
Pandora	Bahman	08/08/2024	150.28	Samsclub.Com	300350-1504	food merchandise
Pandora	Bahman	08/09/2024	\$21.58	Costco Wise #0025	30354882-7415	operating Senior Program coffee
Pandora	Bahman	08/09/2024	\$122.92	Costco Wise #0025	30354884-7415	operating RC coffee & hall n hall
Pandora	Bahman	08/12/2024	432.60	In 'chemspa ind.oba Spazaa	30354884-7415	operating RC shower gel
Pandora	Bahman	08/13/2024	163.00	Shoedocors.Com	30354885-7415	operating Aquatics nonslip deck
Pandora	Bahman	08/13/2024	815.00	Hidro Fit	30354886-7415	operating fitness H2O dumbbells
Pandora	Bahman	08/14/2024	249.11	Www Madissonearing.Com	30354886-7415	operating RA chair-Karen Crocker
Pandora	Bahman	08/14/2024	17.94	Incline Village Oro	30354884-7415	operating RC hall n hall
Pandora	Bahman	08/14/2024	79.84	Samsclub.Com	30354884-7350	operating RC hall n hall

Cardholder - First Name	Cardholder - Last Name	Posting Date	Amount	Vendor Name	GL Account Code	Description
Pandora	Bakman	08/14/2024	126.23	Samsclub.com	300350-1504	food merchandise
Pandora	Bakman	08/22/2024	17.45	Incline Village Gro	30354894-7415	operating RC half n half
Paul A	Raymore	08/06/2024	59.99	Adobe 'adobe	30343498-7310	Monthly licensing fees for Adobe Creative Cloud software - Marketing Manager subscription
Paul A	Raymore	08/06/2024	59.99	Adobe 'adobe	30343498-7310	Monthly licensing fees for Adobe Creative Cloud software - Video Photo Coordinator subscription
Paul A	Raymore	08/12/2024	100.00	Mailchimp	30323198-7415	Monthly Mailchimp email marketing fees, split between Golf (Champ), Golf (Mt), and Parks & Rec marketing operations accounts
Paul A	Raymore	08/12/2024	50.00	Mailchimp	30323288-7415	Monthly Mailchimp email marketing fees, split between Golf (Champ), Golf (Mt), and Parks & Rec marketing operations accounts
Paul A	Raymore	08/12/2024	146.00	Mailchimp	30354898-7415	Monthly Mailchimp email marketing fees, split between Golf (Champ), Golf (Mt), and Parks & Rec marketing operations accounts
Paul A	Raymore	08/15/2024	950.00	Playpal	30343498-7310	Intermaps Ski Resort Manager (SRM) yearly licensing fee for Diamond Peak snow reporting tools for 2024-25 season
Paul A	Raymore	08/19/2024	29.99	Adobe 'adobe	30343498-7310	Monthly licensing fees for Adobe Stock royalty-free music service
Paul A	Raymore	08/19/2024	950.00	Playpal	30343498-7310	Intermaps Ski Resort Manager (SRM) yearly licensing fee for Diamond Peak snow reporting tools for 2023-24 season
Paul A	Raymore	08/07/2024	119.40	Canva 104254-50742905	30354898-7415	Canva design service yearly licensing fees
Rich	Allen	08/01/2024	302.59	Gahh	40415190-7490	Parts
Rich	Allen	08/06/2024	226.71	Action Industrial Sup-Gr	40415190-7510	Parts
Rich	Allen	08/12/2024	302.59	Gahh	40415190-7490	Parts
Rich	Allen	08/12/2024	257.00	Auto Diesel Electric Supp	40415190-7510	Parts
Samantha	Gough	08/02/2024	234.00	Spatial Networks, Inc.	10004378-7310	Fulcrum
Samantha	Gough	08/02/2024	234.00	Spatial Networks, Inc.	39003978-7310	Fulcrum
Sarah G	Vidra	08/07/2024	34.99	Schedulicity8775620484	20002738-7330	Scheduling software for HHW and E-Waste
Scott	Hubele	08/09/2024	507.00	The Home Depot #3309	20000224-7415	Appliance
Scott	Hubele	08/22/2024	198.00	Office Of Water Programs	20002524-7690	Study Materials
Steve	Gibbs	08/02/2024	92.85	Melios Pizza Pasta Inc	20002523-7350	Employee appreciation alter diverting for export line repair
Steve	Gibbs	08/08/2024	155.00	Teledyne Instruments Inc	20002223-7510	Ambient oxygen sensor
Steve	Gibbs	08/12/2024	83.24	Postal Express	20002537-7510	Sending off TSS probe
Steve	Phillips	08/01/2024	469.90	Hq Supply Facilities	10004378-7415	Parking violation warning notices
Steve	Phillips	08/01/2024	469.90	Hq Supply Facilities	39003978-7415	Parking violation warning notices
Steve	Phillips	08/19/2024	79.00	Appointment-Plus/Stormsou	10004378-7310	Software for scheduling
Tim	Buxton	08/02/2024	20.00	Washoe Clerk	20002287-7340	Notary requirements
Tim	Buxton	08/02/2024	1.49	Service Fee	20002287-7340	Notary requirements
Tim	Buxton	08/05/2024	80.00	Nv Soss Silverflume	20002287-7340	Notary requirements
Tim	Buxton	08/05/2024	2.00	WiFi4everfirm	20002287-7340	Notary requirements
Tim	Buxton	08/16/2024	224.00	California Water Environ	20002287-7340	Notary requirements
Troy	Sanders	07/31/2024	183.00	Nevada Water Resources	20002597-7690	CWEA Grade 2 Testing
Troy	Sanders	08/02/2024	110.00	NV Environmental Protect	20002523-7340	INDEP Certification Renewal Troy Sanders
Troy	Sanders	08/02/2024	2.75	WiFi4evervrop	20002523-7340	INDEP Transaction fee
Troy	Sanders	08/02/2024	(0.02)	Tessco Technologies	20002597-7520	Not sure why we have a credit
Troy	Sanders	08/21/2024	(0.02)	Tessco Technologies	20002597-7520	Not sure why we have a credit
Troy	Sanders	08/23/2024	110.00	NV Environmental Protect	20002523-7340	INDEP Certification Renewal Tim Bauer
Troy	Sanders	08/23/2024	2.75	WiFi4evervrop	20002523-7340	INDEP Transaction fee
Zachery	Stephens	08/07/2024	41.49	The Home Depot #3312	20002523-7510	WRRF Hose Barner
			30,870.57			

MONTHLY FINANCIAL SUMMARY REPORTS

STATEMENT OF SOURCES AND USES

FISCAL YEAR 2024/25

AUGUST 2024

District Wide Summary

District-wide Roll-up

General Fund

Utility Fund

Community Services Fund

Beach Fund

Internal Services

MONTH- END FINANCIAL RESULTS
STATEMENT OF SOURCES AND USES

AUGUST 2024

	Amended Budget	Current Month Budget	Current Month Actual	Month Budget Variance	YTD Budget	YTD Actual	YTD Budget Variance	Remaining Budget	YTD % of Budget
100 General Fund									
Sources	4,730,729	394,227	80,922	(313,305)	788,455	124,209	(664,245)	4,606,520	3%
Uses	4,431,689	369,307	347,558	21,750	738,615	635,687	102,928	3,796,003	14%
Net Sources/Uses	299,040	24,920	(266,635)	(291,555)	49,840	(511,477)	(561,317)		
200 Utilities									
Sources	37,360,555	3,113,380	1,901,618	(1,211,762)	6,226,759	3,715,594	(2,511,165)	33,644,961	10%
Uses	33,751,910	2,812,659	1,173,745	1,638,914	5,625,318	3,533,799	2,091,519	30,218,111	10%
Net Sources/Uses	3,608,645	300,720	727,872	427,152	601,441	181,795	(419,646)		
300 Community Services									
Sources	25,275,383	2,106,282	1,932,550	(173,732)	4,212,564	4,002,420	(210,143)	21,272,963	16%
Uses	25,626,866	2,135,572	1,621,380	514,192	4,271,144	3,625,249	645,895	22,001,616	14%
Net Sources/Uses	(351,483)	(29,290)	311,170	340,460	(58,580)	377,171	435,752		
390 Beach									
Sources	3,826,700	318,892	415,711	96,819	637,783	1,191,811	554,028	2,634,889	31%
Uses	6,634,530	552,877	429,315	123,562	1,105,755	845,752	260,003	5,788,778	13%
Net Sources/Uses	(2,807,830)	(233,986)	(13,604)	220,382	(467,972)	346,059	814,031		
400 Internal Services									
Sources	3,861,749	321,812	239,530	(82,282)	643,625	466,149	(177,476)	3,395,600	12%
Uses	3,851,787	320,982	240,209	80,773	641,965	406,857	235,107	3,444,930	11%
Net Sources/Uses	9,962	830	(678)	(1,509)	1,660	59,292	57,631		
DISTRICT-WIDE SUMMARY									
Sources	75,055,116	6,254,593	4,570,331	(1,684,262)	12,509,186	9,500,184	(3,009,002)	65,554,932	13%
Uses	74,296,782	6,191,399	3,812,207	2,379,191	12,382,797	9,047,344	3,335,453	65,249,438	12%
Net Sources/Uses	758,334	63,194	758,124	694,930	126,389	452,840	326,451		

MONTH- END FINANCIAL RESULTS
STATEMENT OF SOURCES AND USES

AUGUST 2024

COMMUNITY SERVICES: OPERATIONS BY VENUE

	Amended Budget	Current Month Budget	Current Month Actual	Month Budget Variance	YTD Budget	YTD Actual	YTD Budget Variance	Remaining Budget	YTD % of Budget
320 Golf									
Golf - Championship Course									
Sources	4,602,901	383,575	902,456	518,881	767,150	1,992,999	1,225,849	2,609,902	43%
Uses	5,165,098	430,425	596,925	(166,500)	860,850	1,295,974	(435,124)	3,869,125	25%
Net Sources/Uses	<u>(562,197)</u>	<u>(46,850)</u>	<u>305,531</u>	<u>352,381</u>	<u>(93,700)</u>	<u>697,025</u>	<u>790,725</u>		
Golf - Mountain Course									
Sources	1,327,982	110,665	350,586	239,921	221,330	740,048	518,718	587,934	56%
Uses	1,450,757	120,896	190,659	(69,762)	241,793	382,955	(141,162)	1,067,802	26%
Net Sources/Uses	<u>(122,775)</u>	<u>(10,231)</u>	<u>159,927</u>	<u>170,159</u>	<u>(20,463)</u>	<u>357,093</u>	<u>377,555</u>		
330 Facilities									
Sources	2,098,000	174,833	378,907	204,073	349,667	655,350	305,684	1,442,650	31%
Uses	1,770,284	147,524	215,805	(68,281)	295,047	367,761	(72,714)	1,402,523	21%
Net Sources/Uses	<u>327,716</u>	<u>27,310</u>	<u>163,102</u>	<u>135,792</u>	<u>54,619</u>	<u>287,590</u>	<u>232,970</u>		
340 Ski									
Sources	14,104,350	1,175,363	54,195	(1,121,167)	2,350,725	75,623	(2,275,102)	14,028,727	1%
Uses	12,293,355	1,024,446	264,243	760,203	2,048,893	863,996	1,184,897	11,429,359	7%
Net Sources/Uses	<u>1,810,995</u>	<u>150,916</u>	<u>(210,048)</u>	<u>(360,964)</u>	<u>301,833</u>	<u>(788,372)</u>	<u>(1,090,205)</u>		
350 Recreation									
Sources	2,446,236	203,853	140,536	(63,317)	407,706	293,356	(114,350)	2,152,880	12%
Uses	4,077,157	339,763	220,264	119,499	679,526	503,457	176,070	3,573,701	12%
Net Sources/Uses	<u>(1,630,921)</u>	<u>(135,910)</u>	<u>(79,728)</u>	<u>56,182</u>	<u>(271,820)</u>	<u>(210,101)</u>	<u>61,720</u>		
380 Tennis									
Sources	333,163	27,764	67,741	39,977	55,527	181,676	126,148	151,487	55%
Uses	367,418	30,618	76,625	(46,007)	61,236	138,044	(76,808)	229,374	38%
Net Sources/Uses	<u>(34,255)</u>	<u>(2,855)</u>	<u>(8,884)</u>	<u>(6,030)</u>	<u>(5,709)</u>	<u>43,632</u>	<u>49,341</u>		
360 Community Services Administration									
Sources	362,751	30,229	38,129	7,900	60,459	63,368	2,909	299,383	17%
Uses	502,796	41,900	56,860	(14,961)	83,799	73,063	10,736	429,733	15%
Net Sources/Uses	<u>(140,045)</u>	<u>(11,670)</u>	<u>(18,731)</u>	<u>(7,060)</u>	<u>(23,341)</u>	<u>(9,695)</u>	<u>13,646</u>		
COMMUNITY SERVICES SUMMARY									
Sources	25,275,383	2,106,282	1,932,550	(173,732)	4,212,564	4,002,420	(210,143)	21,272,963	16%
Uses	25,626,866	2,135,572	1,621,380	514,192	4,271,144	3,625,249	645,895	22,001,616	14%
Net Sources/Uses	<u>(351,483)</u>	<u>(29,290)</u>	<u>311,170</u>	<u>340,460</u>	<u>(58,580)</u>	<u>377,171</u>	<u>435,752</u>		

MONTH- END FINANCIAL RESULTS
STATEMENT OF SOURCES AND USES
AUGUST 2024

INTERNAL SERVICES: OPERATIONS BY VENUE

	Amended Budget	Current Month Budget	Current Month Actual	Month Budget Variance	YTD Budget	YTD Actual	YTD Budget Variance	Remaining Budget	YTD % of Budget
410 Fleet									
Sources	1,523,800	126,983	122,408	(4,575)	253,967	238,467	(15,499)	1,285,333	16%
Uses	1,523,800	126,983	116,782	10,201	253,967	195,487	58,480	1,328,313	13%
Net Sources/Uses	-	-	5,626	5,626	-	42,980	42,980		
420 Engineering									
Sources	1,380,600	115,050	60,930	(54,120)	230,100	115,573	(114,527)	1,265,027	8%
Uses	1,370,638	114,220	57,662	56,558	228,440	99,405	129,035	1,271,233	7%
Net Sources/Uses	9,962	830	3,268	2,438	1,660	16,168	14,508		
430 Buildings									
Sources	957,349	79,779	56,192	(23,587)	159,558	112,109	(47,449)	845,240	12%
Uses	957,349	79,779	65,765	14,014	159,558	111,965	47,593	845,384	12%
Net Sources/Uses	(0)	(0)	(9,573)	(9,573)	(0)	143	143		
INTERNAL SERVICES SUMMARY									
Sources	3,861,749	321,812	239,530	(82,282)	643,625	466,149	(177,476)	3,395,600	12%
Uses	3,851,787	320,982	240,209	80,773	641,965	406,857	235,107	3,444,930	11%
Net Sources/Uses	9,962	830	(678)	(1,509)	1,660	59,292	57,631		

**INCLINE VILLAGE GENERAL IMPROVEMENT DISTRICT
STATEMENT OF SOURCES AND USES
ALL DISTRICT**

CURRENT YEAR TO BUDGET COMPARISON

Fiscal Year 2025
AUGUST 2024

	Amended Budget	Current Month Budget	Current Month Actual	Month Budget Variance	YTD Budget	YTD Actual	YTD Budget Variance
SOURCES							
Ad Valorem Property Tax	2,228,155	185,680	-	(185,680)	371,359	-	(371,359)
Consolidated Taxes	2,146,461	178,872	52,037	(126,835)	357,744	52,037	(305,707)
Charges for Services	42,176,451	3,514,704	3,997,257	482,553	7,029,409	8,532,408	1,503,000
Facility Fees	3,561,750	296,813	-	(296,813)	593,625	-	(593,625)
Intergovernmental - Operating Grants	89,875	7,490	3,289	(4,201)	14,979	5,738	(9,241)
Interfund Services	4,165,652	347,138	277,286	(69,852)	694,275	527,103	(167,172)
Non Operating Income/Leases	147,883	12,324	3,406	(8,918)	24,647	6,509	(18,138)
Investment Earnings	999,800	83,317	237,057	153,740	166,633	376,388	209,755
Capital Grants	9,539,089	794,924	-	(794,924)	1,589,848	-	(1,589,848)
Proceeds from Capital Asset Dispositions	-	-	-	-	-	-	-
Debt Proceeds	10,000,000	833,333	-	(833,333)	1,666,667	-	(1,666,667)
TOTAL SOURCES	75,055,116	6,254,593	4,570,331	(1,684,262)	12,509,186	9,500,184	(3,009,002)
USES							
Salaries and Wages	19,519,545	1,626,629	1,691,174	(64,546)	3,253,258	2,897,060	356,198
Employee Fringe	8,290,311	690,859	635,156	55,703	1,381,718	1,086,826	294,893
Total Personnel Cost	27,809,856	2,317,488	2,326,330	(8,842)	4,634,976	3,983,886	651,090
Professional Services	705,300	58,775	8,325	50,450	117,550	13,912	103,638
Services and Supplies	13,487,923	1,123,994	654,103	469,891	2,247,987	1,082,515	1,165,473
Insurance	1,351,924	112,660	-	112,660	225,321	1,335,205	(1,109,884)
Utilities	3,295,100	274,592	245,927	28,664	549,183	359,077	190,107
Cost of Goods Sold	1,757,229	146,436	258,654	(112,218)	292,872	523,678	(230,807)
Central Services Cost	-	-	-	-	-	-	-
Defensible Space	200,000	16,667	-	16,667	33,333	-	33,333
Capital Improvements	25,006,200	2,083,850	318,556	1,765,294	4,167,700	1,516,234	2,651,466
Debt Service	683,250	56,938	312	56,625	113,875	232,839	(118,964)
Extraordinary	-	-	-	-	-	-	-
Transfers Out	-	-	-	-	-	-	-
TOTAL USES	74,296,782	6,191,399	3,812,207	2,379,191	12,382,797	9,047,344	3,335,453
SOURCES(USES)	758,334	63,194	758,124	694,930	126,389	452,840	326,451

**INCLINE VILLAGE GENERAL IMPROVEMENT DISTRICT
STATEMENT OF SOURCES AND USES
GENERAL FUND**

CURRENT YEAR TO BUDGET COMPARISON

Fiscal Year 2025

AUGUST 2024

	Amended Budget	Current Month Budget	Current Month Actual	Month Budget Variance	YTD Budget	YTD Actual	YTD Budget Variance
SOURCES							
Ad Valorem Property Tax	2,228,155	185,680	-	(185,680)	371,359	-	(371,359)
Consolidated Taxes	2,146,461	178,872	52,037	(126,835)	357,744	52,037	(305,707)
Charges for Services	64,235	5,353	6,290	937	10,706	22,455	11,749
Intergovernmental - Operating Grants	22,875	1,906	3,289	1,383	3,813	5,738	1,926
Interfund Services	145,903	12,159	14,401	2,243	24,317	28,678	4,361
Non Operating Income/Leases	12,100	1,008	-	(1,008)	2,017	-	(2,017)
Investment Earnings	111,000	9,250	4,905	(4,345)	18,500	15,301	(3,199)
TOTAL SOURCES	4,730,729	394,227	80,922	(313,305)	788,455	124,209	(664,245)
USES							
Salaries and Wages	4,045,786	337,149	322,526	14,623	674,298	544,291	130,006
Employee Fringe	1,791,014	149,251	135,630	13,622	298,502	228,940	69,562
Total Personnel Cost	5,836,800	486,400	458,156	28,244	972,800	773,231	199,569
Professional Services	484,100	40,342	7,740	32,602	80,683	7,740	72,943
Services and Supplies	1,191,699	99,308	65,233	34,075	198,617	102,581	96,036
Insurance	66,033	5,503	-	5,503	11,006	65,016	(54,011)
Utilities	260,100	21,675	21,066	610	43,350	35,696	7,654
Central Services Cost	(3,742,043)	(311,837)	(206,644)	(105,193)	(623,674)	(351,804)	(271,870)
Capital Improvements	335,000	27,917	2,007	25,909	55,833	3,226	52,607
Extraordinary	-	-	-	-	-	-	-
TOTAL USES	4,431,689	369,307	347,558	21,750	738,615	635,687	102,928
SOURCES(USES)	299,040	24,920	(266,635)	(291,555)	49,840	(511,477)	(561,317)

**INCLINE VILLAGE GENERAL IMPROVEMENT DISTRICT
STATEMENT OF SOURCES AND USES
UTILITY FUND**

CURRENT YEAR TO BUDGET COMPARISON

Fiscal Year 2025
AUGUST 2024

	Amended Budget	Current Month Budget	Current Month Actual	Month Budget Variance	YTD Budget	YTD Actual	YTD Budget Variance
SOURCES							
Charges for Services	17,310,866	1,442,572	1,763,922	321,350	2,885,144	3,487,904	602,760
Interfund Services	158,000	13,167	23,584	10,418	26,333	32,508	6,175
Investment Earnings	352,600	29,383	114,111	84,728	58,767	195,181	136,415
Capital Grants	9,539,089	794,924	-	(794,924)	1,589,848	-	(1,589,848)
Debt Proceeds	10,000,000	833,333	-	(833,333)	1,666,667	-	(1,666,667)
TOTAL SOURCES	37,360,555	3,113,380	1,901,618	(1,211,762)	6,226,759	3,715,594	(2,511,165)
USES							
Salaries and Wages	3,938,397	328,200	307,918	20,281	656,399	525,648	130,751
Employee Fringe	2,173,832	181,153	162,006	19,147	362,305	277,237	85,068
Total Personnel Cost	6,112,229	509,352	469,924	39,428	1,018,705	802,886	215,819
Professional Services	166,000	13,833	-	13,833	27,667	5,587	22,080
Services and Supplies	5,763,380	480,282	204,929	275,353	960,563	322,959	637,604
Insurance	448,004	37,334	-	37,334	74,667	441,105	(366,437)
Utilities	1,327,400	110,617	123,018	(12,401)	221,233	127,483	93,750
Central Services Cost	1,471,647	122,637	62,815	59,822	245,275	103,042	142,233
Defensible Space	100,000	8,333	-	8,333	16,667	-	16,667
Capital Improvements	17,680,000	1,473,333	313,060	1,160,274	2,946,667	1,498,212	1,448,455
Debt Service	683,250	56,938	-	56,938	113,875	232,526	(118,651)
Transfers Out	-	-	-	-	-	-	-
TOTAL USES	33,751,910	2,812,659	1,173,745	1,638,914	5,625,318	3,533,799	2,091,519
SOURCES(USES)	3,608,645	300,720	727,872	427,152	601,441	181,795	(419,646)

**INCLINE VILLAGE GENERAL IMPROVEMENT DISTRICT
STATEMENT OF SOURCES AND USES
UTILITY FUND - WATER**

CURRENT YEAR TO BUDGET COMPARISON

Fiscal Year 2025
AUGUST 2024

	Amended Budget	Current Month Budget	Current Month Actual	Month Budget Variance	YTD Budget	YTD Actual	YTD Budget Variance
SOURCES							
Charges for Services	7,180,493	598,374	899,745	301,371	1,196,749	1,742,348	545,600
Interfund Services	158,000	13,167	23,584	10,418	26,333	32,508	6,175
Investment Earnings	176,300	14,692	57,056	42,364	29,383	97,591	68,207
TOTAL SOURCES	7,514,793	626,233	980,385	354,153	1,252,466	1,872,448	619,982
USES							
Salaries and Wages	1,686,700	140,558	127,167	13,391	281,117	214,892	66,225
Employee Fringe	1,008,500	84,042	69,187	14,855	168,083	117,176	50,907
Total Personnel Cost	2,695,200	224,600	196,354	28,246	449,200	332,068	117,132
Professional Services	83,000	6,917	-	6,917	13,833	-	13,833
Services and Supplies	3,444,038	287,003	124,888	162,115	574,006	162,437	411,569
Insurance	217,771	18,148	-	18,148	36,295	214,417	(178,122)
Utilities	620,100	51,675	72,127	(20,452)	103,350	73,296	30,054
Central Services Cost	722,233	60,186	30,151	30,035	120,372	49,460	70,912
Defensible Space	50,000	4,167	-	4,167	8,333	-	8,333
Capital Improvements	1,575,000	131,250	279,456	(148,206)	262,500	297,814	(35,314)
Debt Service	303,411	25,284	-	25,284	50,569	134,226	(83,657)
Transfers Out	-	-	-	-	-	-	-
TOTAL USES	9,710,753	809,229	702,975	106,254	1,618,459	1,263,718	354,741
SOURCES(USES)	(2,195,960)	(182,997)	277,410	460,407	(365,993)	608,729	974,723

**INCLINE VILLAGE GENERAL IMPROVEMENT DISTRICT
STATEMENT OF SOURCES AND USES
UTILITY FUND - SEWER**

CURRENT YEAR TO BUDGET COMPARISON

Fiscal Year 2025

AUGUST 2024

	Amended Budget	Current Month Budget	Current Month Actual	Month Budget Variance	YTD Budget	YTD Actual	YTD Budget Variance
SOURCES							
Charges for Services	9,544,185	795,349	861,496	66,147	1,590,698	1,641,965	51,268
Investment Earnings	176,300	14,692	57,056	42,364	29,383	97,591	68,207
Capital Grants	9,539,089	794,924	-	(794,924)	1,589,848	-	(1,589,848)
Proceeds from Capital Asset Dispositions	-	-	-	-	-	-	-
Debt Proceeds	10,000,000	833,333	-	(833,333)	1,666,667	-	(1,666,667)
TOTAL SOURCES	29,259,574	2,438,298	918,552	(1,519,746)	4,876,596	1,739,556	(3,137,040)
USES							
Salaries and Wages	2,023,146	168,595	164,723	3,873	337,191	283,183	54,008
Employee Fringe	1,047,097	87,258	84,227	3,031	174,516	145,228	29,288
Total Personnel Cost	3,070,243	255,854	248,950	6,904	511,707	428,411	83,296
Professional Services	83,000	6,917	-	6,917	13,833	5,587	8,246
Services and Supplies	2,140,685	178,390	68,971	109,420	356,781	134,243	222,538
Insurance	230,233	19,186	-	19,186	38,372	226,687	(188,315)
Utilities	705,500	58,792	50,760	8,031	117,583	53,923	63,660
Central Services Cost	678,084	56,507	28,267	28,240	113,014	46,369	66,645
Defensible Space	50,000	4,167	-	4,167	8,333	-	8,333
Capital Improvements	16,105,000	1,342,083	33,604	1,308,480	2,684,167	1,200,398	1,483,769
Debt Service	379,839	31,653	-	31,653	63,307	98,300	(34,994)
Transfers Out	-	-	-	-	-	-	-
TOTAL USES	23,442,584	1,953,549	430,551	1,522,997	3,907,097	2,193,918	1,713,180
SOURCES(USES)	5,816,990	484,749	488,000	3,251	969,498	(454,362)	(1,423,860)

**INCLINE VILLAGE GENERAL IMPROVEMENT DISTRICT
STATEMENT OF SOURCES AND USES
UTILITY FUND - SOLID WASTE**

CURRENT YEAR TO BUDGET COMPARISON

Fiscal Year 2025

AUGUST 2024

	Amended Budget	Current Month Budget	Current Month Actual	Month Budget Variance	YTD Budget	YTD Actual	YTD Budget Variance
SOURCES							
Charges for Services	400,000	33,333	2,681	(30,653)	66,667	103,591	36,924
TOTAL SOURCES	400,000	33,333	2,681	(30,653)	66,667	103,591	36,924
USES							
Salaries and Wages	152,125	12,677	10,481	2,196	25,354	18,070	7,284
Employee Fringe	77,521	6,460	5,580	880	12,920	9,666	3,254
Total Personnel Cost	229,646	19,137	16,061	3,076	38,274	27,736	10,539
Services and Supplies	126,857	10,571	803	9,768	21,143	12,948	8,195
Utilities	1,600	133	131	3	267	264	2
Central Services Cost	41,897	3,491	3,141	350	6,983	5,152	1,831
TOTAL USES	400,000	33,333	20,136	13,197	66,667	46,100	20,567

**INCLINE VILLAGE GENERAL IMPROVEMENT DISTRICT
STATEMENT OF SOURCES AND USES
UTILITY FUND - TAHOE WATER SUPPLIERS ASSOCIATION**

CURRENT YEAR TO BUDGET COMPARISON

Fiscal Year 2025
AUGUST 2024

	Amended Budget	Current Month Budget	Current Month Actual	Month Budget Variance	YTD Budget	YTD Actual	YTD Budget Variance
SOURCES							
Charges for Services	186,188	15,516	-	(15,516)	31,031	-	(31,031)
TOTAL SOURCES	186,188	15,516	-	(15,516)	31,031	-	(31,031)
USES							
Salaries and Wages	76,426	6,369	5,548	821	12,738	9,504	3,234
Employee Fringe	40,714	3,393	3,011	382	6,786	5,167	1,619
Total Personnel Cost	117,140	9,762	8,560	1,202	19,523	14,671	4,852
Services and Supplies	51,800	4,317	10,267	(5,951)	8,633	13,332	(4,698)
Utilities	200	17	-	17	33	-	33
Central Services Cost	29,433	2,453	1,256	1,197	4,906	2,061	2,845
TOTAL USES	198,573	16,548	20,083	(3,535)	33,096	30,064	3,032

**INCLINE VILLAGE GENERAL IMPROVEMENT DISTRICT
STATEMENT OF SOURCES AND USES
COMMUNITY SERVICES FUND**

CURRENT YEAR TO BUDGET COMPARISON

Fiscal Year 2025

AUGUST 2024

	Amended Budget	Current Month Budget	Current Month Actual	Month Budget Variance	YTD Budget	YTD Actual	YTD Budget Variance
SOURCES							
Ad Valorem Property Tax	-	-	-	-	-	-	-
Consolidated Taxes	-	-	-	-	-	-	-
Charges for Services	23,399,650	1,949,971	1,843,382	(106,589)	3,899,942	3,875,707	(24,234)
Facility Fees	1,233,150	102,763	-	(102,763)	205,525	-	(205,525)
Rents	-	-	-	-	-	-	-
Intergovernmental - Operating Grants	67,000	5,583	-	(5,583)	11,167	-	(11,167)
Interfund Services	-	-	-	-	-	-	-
Non Operating Income/Leases	135,783	11,315	3,185	(8,131)	22,631	6,288	(16,343)
Investment Earnings	439,800	36,650	85,983	49,333	73,300	120,425	47,125
Capital Grants	-	-	-	-	-	-	-
Proceeds from Capital Asset Dispositions	-	-	-	-	-	-	-
Debt Service	-	-	-	-	-	-	-
Funded Capital Resources	-	-	-	-	-	-	-
Transfers In	-	-	-	-	-	-	-
TOTAL SOURCES	25,275,383	2,106,282	1,932,550	(173,732)	4,212,564	4,002,420	(210,143)
USES							
Salaries and Wages	8,649,500	720,792	675,043	45,749	1,441,583	1,154,793	286,790
Employee Fringe	3,046,829	253,902	223,118	30,785	507,805	381,291	126,514
Total Personnel Cost	11,696,329	974,694	898,161	76,533	1,949,388	1,536,084	413,304
Professional Services	28,200	2,350	-	2,350	4,700	-	4,700
Services and Supplies	5,045,207	420,434	280,563	139,871	840,868	486,186	354,682
Insurance	777,329	64,777	-	64,777	129,555	769,459	(639,904)
Utilities	1,526,700	127,225	85,411	41,814	254,450	166,098	88,352
Cost of Goods Sold	1,665,929	138,827	231,933	(93,106)	277,655	441,264	(163,609)
Central Services Cost	2,045,972	170,498	121,511	48,987	340,995	211,194	129,801
Defensible Space	100,000	8,333	-	8,333	16,667	-	16,667
Capital Improvements	2,741,200	228,433	3,489	224,945	456,867	14,653	442,214
Debt Service	-	-	312	(312)	-	312	(312)
TOTAL USES	25,626,866	2,135,572	1,621,380	514,192	4,271,144	3,625,249	645,895

**INCLINE VILLAGE GENERAL IMPROVEMENT DISTRICT
STATEMENT OF SOURCES AND USES
CHAMPIONSHIP GOLF**

CURRENT YEAR TO BUDGET COMPARISON

Fiscal Year 2025

AUGUST 2024

	Amended Budget	Current Month Budget	Current Month Actual	Month Budget Variance	YTD Budget	YTD Actual	YTD Budget Variance
SOURCES							
Charges for Services	4,324,500	360,375	902,436	542,061	720,750	1,992,979	1,272,229
Facility Fees	278,401	23,200	-	(23,200)	46,400	-	(46,400)
Investment Earnings	-	-	-	-	-	-	-
TOTAL SOURCES	4,602,901	383,575	902,456	518,881	767,150	1,992,999	1,225,849
USES							
Salaries and Wages	1,703,112	141,926	234,472	(92,546)	283,852	408,691	(124,839)
Employee Fringe	583,588	48,632	70,733	(22,101)	97,265	122,539	(25,274)
Total Personnel Cost	2,286,700	190,558	305,205	(114,647)	381,117	531,230	(150,113)
Professional Services	3,150	263	-	263	525	-	525
Services and Supplies	813,500	67,792	75,162	(7,370)	135,583	136,252	(669)
Insurance	216,519	18,043	-	18,043	36,087	213,185	(177,098)
Utilities	312,100	26,008	49,085	(23,077)	52,017	96,621	(44,605)
Cost of Goods Sold	619,755	51,646	120,577	(68,931)	103,293	242,255	(138,962)
Central Services Cost	433,374	36,115	44,743	(8,629)	72,229	74,279	(2,050)
Capital Improvements	480,000	40,000	1,840	38,160	80,000	1,840	78,160
Debt Service	-	-	312	(312)	-	312	(312)
TOTAL USES	5,165,098	430,425	596,925	(166,500)	860,850	1,295,974	(435,124)

**INCLINE VILLAGE GENERAL IMPROVEMENT DISTRICT
STATEMENT OF SOURCES AND USES
MOUNTAIN GOLF**

CURRENT YEAR TO BUDGET COMPARISON

Fiscal Year 2025

AUGUST 2024

	Amended Budget	Current Month Budget	Current Month Actual	Month Budget Variance	YTD Budget	YTD Actual	YTD Budget Variance
SOURCES							
Charges for Services	1,222,800	101,900	348,603	246,703	203,800	736,081	532,281
Facility Fees	60,799	5,067	-	(5,067)	10,133	-	(10,133)
Non Operating Income/Leases	44,383	3,699	1,983	(1,715)	7,397	3,967	(3,430)
Investment Earnings	-	-	-	-	-	-	-
TOTAL SOURCES	1,327,982	110,665	350,586	239,921	221,330	740,048	518,718
USES							
Salaries and Wages	434,270	36,189	76,919	(40,730)	72,378	133,639	(61,261)
Employee Fringe	175,130	14,594	20,056	(5,461)	29,188	34,727	(5,538)
Total Personnel Cost	609,400	50,783	96,975	(46,191)	101,567	168,366	(66,799)
Professional Services	3,050	254	-	254	508	-	508
Services and Supplies	412,515	34,376	29,664	4,712	68,753	52,369	16,384
Insurance	43,169	3,597	-	3,597	7,195	42,504	(35,309)
Utilities	122,600	10,217	21,823	(11,606)	20,433	43,647	(23,214)
Cost of Goods Sold	113,266	9,439	27,680	(18,241)	18,878	53,466	(34,588)
Central Services Cost	146,757	12,230	14,517	(2,287)	24,460	22,603	1,857
Capital Improvements	-	-	-	-	-	-	-
Debt Service	-	-	-	-	-	-	-
TOTAL USES	1,450,757	120,896	190,659	(69,762)	241,793	382,955	(141,162)

**INCLINE VILLAGE GENERAL IMPROVEMENT DISTRICT
STATEMENT OF SOURCES AND USES
FACILITIES**

CURRENT YEAR TO BUDGET COMPARISON

Fiscal Year 2025

AUGUST 2024

	Amended Budget	Current Month Budget	Current Month Actual	Month Budget Variance	YTD Budget	YTD Actual	YTD Budget Variance
SOURCES							
Charges for Services	2,098,000	174,833	378,907	204,073	349,667	655,350	305,684
Facility Fees	-	-	-	-	-	-	-
Investment Earnings	-	-	-	-	-	-	-
TOTAL SOURCES	2,098,000	174,833	378,907	204,073	349,667	655,350	305,684
USES							
Salaries and Wages	521,524	43,460	60,197	(16,736)	86,921	100,362	(13,441)
Employee Fringe	294,005	24,500	24,310	190	49,001	41,061	7,940
Total Personnel Cost	815,529	67,961	84,507	(16,546)	135,922	141,423	(5,501)
Professional Services	-	-	-	-	-	-	-
Services and Supplies	348,100	29,008	25,947	3,061	58,017	45,028	12,989
Insurance	6,643	554	-	554	1,107	6,541	(5,434)
Utilities	79,800	6,650	3,460	3,190	13,300	4,490	8,810
Cost of Goods Sold	329,200	27,433	83,027	(55,593)	54,867	144,893	(90,027)
Central Services Cost	147,012	12,251	18,864	(6,613)	24,502	25,386	(884)
Capital Improvements	44,000	3,667	-	3,667	7,333	-	7,333
TOTAL USES	1,770,284	147,524	215,805	(68,281)	295,047	367,761	(72,714)

INCLINE VILLAGE GENERAL IMPROVEMENT DISTRICT
STATEMENT OF SOURCES AND USES
SKI

CURRENT YEAR TO BUDGET COMPARISON

Fiscal Year 2025

AUGUST 2024

	Amended Budget	Current Month Budget	Current Month Actual	Month Budget Variance	YTD Budget	YTD Actual	YTD Budget Variance
SOURCES							
Charges for Services	13,818,150	1,151,513	(146)	(1,151,659)	2,303,025	(630)	(2,303,655)
Facility Fees	-	-	-	-	-	-	-
Non Operating Income/Leases	91,400	7,617	1,181	(6,435)	15,233	2,301	(12,932)
Investment Earnings	194,800	16,233	53,160	36,927	32,467	73,953	41,486
Proceeds from Capital Asset Dispositions	-	-	-	-	-	-	-
TOTAL SOURCES	14,104,350	1,175,363	54,195	(1,121,167)	2,350,725	75,623	(2,275,102)
USES							
Salaries and Wages	4,293,321	357,777	109,023	248,754	715,554	181,649	533,905
Employee Fringe	1,430,679	119,223	54,021	65,202	238,447	92,135	146,311
Total Personnel Cost	5,724,000	477,000	163,044	313,956	954,000	273,784	680,216
Professional Services	12,000	1,000	-	1,000	2,000	-	2,000
Services and Supplies	2,682,501	223,542	70,498	153,044	447,084	133,975	313,108
Insurance	388,186	32,349	-	32,349	64,698	386,309	(321,611)
Utilities	780,900	65,075	6,477	58,598	130,150	12,951	117,199
Cost of Goods Sold	574,300	47,858	-	47,858	95,717	-	95,717
Central Services Cost	1,006,468	83,872	22,862	61,010	167,745	54,037	113,708
Capital Improvements	1,125,000	93,750	1,362	92,388	187,500	2,940	184,561
TOTAL USES	12,293,355	1,024,446	264,243	760,203	2,048,893	863,996	1,184,897

**INCLINE VILLAGE GENERAL IMPROVEMENT DISTRICT
STATEMENT OF SOURCES AND USES
RECREATION**

CURRENT YEAR TO BUDGET COMPARISON

Fiscal Year 2025

AUGUST 2024

	Amended Budget	Current Month Budget	Current Month Actual	Month Budget Variance	YTD Budget	YTD Actual	YTD Budget Variance
SOURCES							
Charges for Services	1,563,000	130,250	140,536	10,286	260,500	293,356	32,856
Facility Fees	807,636	67,303	-	(67,303)	134,606	-	(134,606)
Intergovernmental - Operating Grants	67,000	5,583	-	(5,583)	11,167	-	(11,167)
Investment Earnings	8,600	717	-	(717)	1,433	-	(1,433)
TOTAL SOURCES	2,446,236	203,853	140,536	(63,317)	407,706	293,356	(114,350)
USES							
Salaries and Wages	1,322,536	110,211	123,100	(12,888)	220,423	207,502	12,920
Employee Fringe	434,964	36,247	38,373	(2,126)	72,494	64,260	8,234
Total Personnel Cost	1,757,500	146,458	161,473	(15,015)	292,917	271,762	21,154
Professional Services	10,000	833	-	833	1,667	-	1,667
Services and Supplies	612,800	51,067	42,357	8,710	102,133	73,379	28,755
Insurance	119,306	9,942	-	9,942	19,884	117,469	(97,584)
Utilities	211,900	17,658	2,966	14,692	35,317	5,936	29,380
Cost of Goods Sold	21,800	1,817	600	1,217	3,633	600	3,033
Central Services Cost	251,651	20,971	12,581	8,390	41,942	24,437	17,505
Capital Improvements	1,092,200	91,017	287	90,730	182,033	9,874	172,160
TOTAL USES	4,077,157	339,763	220,264	119,499	679,526	503,457	176,070

**INCLINE VILLAGE GENERAL IMPROVEMENT DISTRICT
STATEMENT OF SOURCES AND USES
TENNIS**

CURRENT YEAR TO BUDGET COMPARISON

Fiscal Year 2025

AUGUST 2024

	Amended Budget	Current Month Budget	Current Month Actual	Month Budget Variance	YTD Budget	YTD Actual	YTD Budget Variance
SOURCES							
Charges for Services	316,200	26,350	67,741	41,391	52,700	181,676	128,976
Facility Fees	16,963	1,414	-	(1,414)	2,827	-	(2,827)
Investment Earnings	-	-	-	-	-	-	-
TOTAL SOURCES	333,163	27,764	67,741	39,977	55,527	181,676	126,148
USES							
Salaries and Wages	159,191	13,266	52,694	(39,428)	26,532	92,904	(66,372)
Employee Fringe	44,809	3,734	9,187	(5,453)	7,468	16,063	(8,594)
Total Personnel Cost	204,000	17,000	61,881	(44,881)	34,000	108,967	(74,967)
Professional Services	-	-	-	-	-	-	-
Services and Supplies	105,750	8,813	10,198	(1,386)	17,625	18,407	(782)
Insurance	3,506	292	-	292	584	3,452	(2,868)
Utilities	15,600	1,300	1,340	(40)	2,600	2,192	408
Cost of Goods Sold	7,608	634	50	585	1,268	50	1,219
Central Services Cost	30,954	2,580	3,156	(577)	5,159	4,977	182
Capital Improvements	-	-	-	-	-	-	-
TOTAL USES	367,418	30,618	76,625	(46,007)	61,236	138,044	(76,808)

**INCLINE VILLAGE GENERAL IMPROVEMENT DISTRICT
STATEMENT OF SOURCES AND USES
COMMUNITY SERVICES ADMINISTRATION**

CURRENT YEAR TO BUDGET COMPARISON

Fiscal Year 2025

AUGUST 2024

	Amended Budget	Current Month Budget	Current Month Actual	Month Budget Variance	YTD Budget	YTD Actual	YTD Budget Variance
SOURCES							
Charges for Services	57,000	4,750	5,306	556	9,500	16,895	7,395
Facility Fees	69,351	5,779	-	(5,779)	11,559	-	(11,559)
Investment Earnings	236,400	19,700	32,823	13,123	39,400	46,473	7,073
TOTAL SOURCES	362,751	30,229	38,129	7,900	60,459	63,368	2,909
USES							
Salaries and Wages	215,546	17,962	18,638	(676)	35,924	30,046	5,879
Employee Fringe	83,654	6,971	6,437	534	13,942	10,507	3,436
Total Personnel Cost	299,200	24,933	25,075	(142)	49,867	40,552	9,314
Services and Supplies	70,040	5,837	26,737	(20,900)	11,673	26,775	(15,102)
Utilities	3,800	317	260	56	633	260	373
Central Services Cost	29,756	2,480	4,788	(2,308)	4,959	5,475	(516)
Defensible Space	100,000	8,333	-	8,333	16,667	-	16,667
TOTAL USES	502,796	41,900	56,860	(14,961)	83,799	73,063	10,736

**INCLINE VILLAGE GENERAL IMPROVEMENT DISTRICT
STATEMENT OF SOURCES AND USES
BEACH FUND**

CURRENT YEAR TO BUDGET COMPARISON

Fiscal Year 2025

AUGUST 2024

	Amended Budget	Current Month Budget	Current Month Actual	Month Budget Variance	YTD Budget	YTD Actual	YTD Budget Variance
SOURCES							
Charges for Services	1,401,700	116,808	383,663	266,855	233,617	1,146,342	912,725
Facility Fees	2,328,600	194,050	-	(194,050)	388,100	-	(388,100)
Investment Earnings	96,400	8,033	32,048	24,015	16,067	45,469	29,403
TOTAL SOURCES	3,826,700	318,892	415,711	96,819	637,783	1,191,811	554,028
USES							
Salaries and Wages	972,710	81,059	263,400	(182,341)	162,118	461,735	(299,617)
Employee Fringe	282,290	23,524	50,566	(27,042)	47,048	89,129	(42,080)
Total Personnel Cost	1,255,000	104,583	313,966	(209,383)	209,167	550,864	(341,697)
Professional Services	12,000	1,000	-	1,000	2,000	-	2,000
Services and Supplies	573,055	47,755	50,179	(2,424)	95,509	86,544	8,965
Insurance	59,951	4,996	-	4,996	9,992	59,028	(49,036)
Utilities	168,800	14,067	16,132	(2,065)	28,133	29,191	(1,058)
Cost of Goods Sold	91,300	7,608	26,721	(19,112)	15,217	82,414	(67,198)
Central Services Cost	224,424	18,702	22,318	(3,616)	37,404	37,568	(164)
Capital Improvements	4,250,000	354,167	-	354,167	708,333	143	708,190
TOTAL USES	6,634,530	552,877	429,315	123,562	1,105,755	845,752	260,003

**INCLINE VILLAGE GENERAL IMPROVEMENT DISTRICT
STATEMENT OF SOURCES AND USES
INTERNAL SERVICES FUND**

CURRENT YEAR TO BUDGET COMPARISON

Fiscal Year 2025

AUGUST 2024

	Amended Budget	Current Month Budget	Current Month Actual	Month Budget Variance	YTD Budget	YTD Actual	YTD Budget Variance
SOURCES							
Interfund Services	3,861,749	321,812	239,300	(82,512)	643,625	465,917	(177,708)
Investment Earnings	-	-	9	9	-	11	11
TOTAL SOURCES	3,861,749	321,812	239,530	(82,282)	643,625	466,149	(177,476)
USES							
Salaries and Wages	1,913,153	159,429	122,287	37,143	318,859	210,592	108,266
Employee Fringe	996,346	83,029	63,837	19,192	166,058	110,229	55,829
Total Personnel Cost	2,909,498	242,458	186,124	56,334	484,916	320,821	164,095
Professional Services	15,000	1,250	585	665	2,500	585	1,915
Services and Supplies	914,582	76,215	53,199	23,016	152,430	84,245	68,185
Insurance	607	51	-	51	101	598	(496)
Utilities	12,100	1,008	301	707	2,017	608	1,408
Cost of Goods Sold	-	-	-	-	-	-	-
Capital Improvements	-	-	-	-	-	-	-
TOTAL USES	3,851,787	320,982	240,209	80,773	641,965	406,857	235,107

**INCLINE VILLAGE GENERAL IMPROVEMENT DISTRICT
STATEMENT OF SOURCES AND USES
FLEET**

CURRENT YEAR TO BUDGET COMPARISON

Fiscal Year 2025

AUGUST 2024

	Amended Budget	Current Month Budget	Current Month Actual	Month Budget Variance	YTD Budget	YTD Actual	YTD Budget Variance
SOURCES							
Interfund Services	1,523,800	126,983	122,178	(4,805)	253,967	238,235	(15,731)
Investment Earnings	-	-	9	9	-	11	11
TOTAL SOURCES	1,523,800	126,983	122,408	(4,575)	253,967	238,467	(15,499)
USES							
Salaries and Wages	661,254	55,105	55,358	(254)	110,209	94,656	15,553
Employee Fringe	412,346	34,362	31,938	2,424	68,724	54,790	13,934
Total Personnel Cost	1,073,600	89,467	87,296	2,171	178,933	149,447	29,486
Services and Supplies	448,600	37,383	29,421	7,963	74,767	45,908	28,859
Insurance	-	-	-	-	-	-	-
Utilities	1,600	133	65	68	267	132	134
Cost of Goods Sold	-	-	-	-	-	-	-
TOTAL USES	1,523,800	126,983	116,782	10,201	253,967	195,487	58,480

**INCLINE VILLAGE GENERAL IMPROVEMENT DISTRICT
STATEMENT OF SOURCES AND USES
ENGINEERING**

CURRENT YEAR TO BUDGET COMPARISON

Fiscal Year 2025

AUGUST 2024

	Amended Budget	Current Month Budget	Current Month Actual	Month Budget Variance	YTD Budget	YTD Actual	YTD Budget Variance
SOURCES							
Interfund Services	1,380,600	115,050	60,930	(54,120)	230,100	115,573	(114,527)
Investment Earnings	-	-	-	-	-	-	-
TOTAL SOURCES	1,380,600	115,050	60,930	(54,120)	230,100	115,573	(114,527)
USES							
Salaries and Wages	895,607	74,634	38,056	36,578	149,268	66,542	82,726
Employee Fringe	395,491	32,958	16,549	16,409	65,915	29,336	36,579
Total Personnel Cost	1,291,098	107,592	54,605	52,986	215,183	95,878	119,305
Professional Services	15,000	1,250	585	665	2,500	585	1,915
Services and Supplies	57,782	4,815	2,328	2,487	9,630	2,495	7,135
Insurance	158	13	-	13	26	156	(129)
Utilities	6,600	550	144	406	1,100	291	809
Capital Improvements	-	-	-	-	-	-	-
TOTAL USES	1,370,638	114,220	57,662	56,558	228,440	99,405	129,035

**INCLINE VILLAGE GENERAL IMPROVEMENT DISTRICT
STATEMENT OF SOURCES AND USES
BUILDINGS**

CURRENT YEAR TO BUDGET COMPARISON

Fiscal Year 2025

AUGUST 2024

	Amended Budget	Current Month Budget	Current Month Actual	Month Budget Variance	YTD Budget	YTD Actual	YTD Budget Variance
SOURCES							
Interfund Services	957,349	79,779	56,192	(23,587)	159,558	112,109	(47,449)
Investment Earnings	-	-	-	-	-	-	-
TOTAL SOURCES	957,349	79,779	56,192	(23,587)	159,558	112,109	(47,449)
USES							
Salaries and Wages	356,292	29,691	28,872	819	59,382	49,394	9,988
Employee Fringe	188,508	15,709	15,350	359	31,418	26,102	5,316
Total Personnel Cost	544,800	45,400	44,223	1,177	90,800	75,496	15,304
Services and Supplies	408,200	34,017	21,451	12,566	68,033	35,842	32,191
Insurance	449	37	-	37	75	442	(367)
Utilities	3,900	325	92	233	650	185	465
TOTAL USES	957,349	79,779	65,765	14,014	159,558	111,965	47,593

MONTHLY FINANCIAL SUMMARY REPORTS

STATEMENT OF REVENUE, EXPENSES AND CHANGE IN NET POSITION

FISCAL YEAR 2024/25

AUGUST 2024

Utility Fund

Community Services Fund

Beach Fund

Internal Services Fund

MONTH- END FINANCIAL RESULTS

STATEMENT OF REVENUE, EXPENSES AND CHANGE IN NET POSITION

AUGUST 2024

Fund	Amended Budget	Current Month Budget	Current Month Actual	Month Budget Variance	YTD Budget	YTD Actual	YTD Budget Variance	YTD % of Budget
200 Utilities								
Total Operating Income	17,468,866	1,455,739	1,787,506	331,768	2,911,478	3,520,413	608,935	20.2%
Total Operating Expense	15,388,660	1,282,388	860,686	421,703	2,564,777	1,803,061	761,715	11.7%
Net Income (Expense)	2,080,206	173,351	926,821	753,470	346,701	1,717,351	1,370,650	
Total Non Operating Income	19,891,689	1,657,641	114,111	(1,543,530)	3,315,282	195,181	(3,120,100)	1.0%
Total Non Operating Expense	215,067	17,922	-	17,922	35,845	-	35,845	0.0%
Income (Expense) Before Transfers	21,756,828	1,813,069	1,040,932	(772,137)	3,626,138	1,912,533	(1,713,605)	
Transfers in	-	-	-	-	-	-	-	#DIV/0!
Transfers Out	-	-	-	-	-	-	-	#DIV/0!
Total Transfers	-	-	-	-	-	-	-	
Change in Net Position	21,756,828	1,813,069	1,040,932	(772,137)	3,626,138	1,912,533	(1,713,605)	8.8%
300 Community Services								
Total Operating Income	24,699,800	2,058,317	1,843,382	(214,935)	4,116,633	3,875,707	(240,926)	15.7%
Total Operating Expense	22,885,666	1,907,139	1,617,579	289,560	3,814,278	3,610,284	203,993	15.8%
Net Income (Expense)	1,814,134	151,178	225,803	74,625	302,356	265,423	(36,933)	
Total Non Operating Income	575,583	47,965	89,168	41,203	95,931	126,713	30,783	22.0%
Total Non Operating Expense	-	-	312	(312)	-	312	(312)	#DIV/0!
Income (Expense) Before Transfers	2,389,717	199,143	314,658	115,515	398,286	391,824	(6,462)	
Change in Net Position	2,389,717	199,143	314,658	115,515	398,286	391,824	(6,462)	16.4%
390 Beach								
Total Operating Income	3,730,300	310,858	383,663	72,805	621,717	1,146,342	524,625	30.7%
Total Operating Expense	2,384,530	198,711	429,315	(230,604)	397,422	845,609	(448,187)	35.5%
Net Income (Expense)	1,345,770	112,148	(45,652)	(157,800)	224,295	300,733	76,438	
Total Non Operating Income	96,400	8,033	32,048	24,015	16,067	45,469	29,403	47.2%
Total Non Operating Expense	-	-	-	-	-	-	-	#DIV/0!
Income (Expense) Before Transfers	1,442,170	120,181	(13,604)	(133,785)	240,362	346,203	105,841	
Change in Net Position	1,442,170	120,181	(13,604)	(133,785)	240,362	346,203	105,841	24.0%
400 Internal Services								
Total Operating Income	3,861,749	321,812	239,300	(82,512)	643,625	465,917	(177,708)	12.1%
Total Operating Expense	3,851,787	320,982	240,209	80,773	641,965	406,857	235,107	10.6%
Net Income (Expense)	9,962	830	(908)	(1,739)	1,660	59,060	57,399	
Total Non Operating Income	-	-	230	230	-	232	232	
Income (Expense) Before Transfers	9,962	830	(678)	(1,509)	1,660	59,292	57,631	
Change in Net Position	9,962	830	(678)	(1,509)	1,660	59,292	57,631	595.2%

INCLINE VILLAGE GENERAL IMPROVEMENT DISTRICT
STATEMENT OF REVENUE, EXPENSES AND CHANGE IN NET POSITION
UTILITY FUND

CURRENT YEAR TO BUDGET COMPARISON

Fiscal Year 2025
AUGUST 2024

	Amended Budget	Current Month Budget	Current Month Actual	Month Budget Variance	YTD Budget	YTD Actual	YTD Budget Variance
OPERATING INCOME							
Charges for Services	17,310,866	1,442,572	1,763,922	321,350	2,885,144	3,487,904	602,760
Interfund Services	158,000	13,167	23,584	10,418	26,333	32,508	6,175
TOTAL OPERATING INCOME	17,468,866	1,455,739	1,787,506	331,768	2,911,478	3,520,413	608,935
OPERATING EXPENSE							
Salaries and Wages	3,938,397	328,200	307,918	20,281	656,399	525,648	130,751
Employee Fringe	2,173,832	181,153	162,006	19,147	362,305	277,237	85,068
Total Personnel Cost	6,112,229	509,352	469,924	39,428	1,018,705	802,886	215,819
Professional Services	166,000	13,833	-	13,833	27,667	5,587	22,080
Services and Supplies	5,763,380	480,282	204,929	275,353	960,563	322,959	637,604
Insurance	448,004	37,334	-	37,334	74,667	441,105	(366,437)
Utilities	1,327,400	110,617	123,018	(12,401)	221,233	127,483	93,750
Central Services Cost	1,471,647	122,637	62,815	59,822	245,275	103,042	142,233
Defensible Space	100,000	8,333	-	8,333	16,667	-	16,667
Depreciation	-	-	-	-	-	-	-
TOTAL OPERATING EXPENSE	15,388,660	1,282,388	860,686	421,703	2,564,777	1,803,061	761,715
NET INCOME (EXPENSE)	2,080,206	173,351	926,821	753,470	346,701	1,717,351	1,370,650
NON OPERATING INCOME							
Investment Earnings	352,600	29,383	114,111	84,728	58,767	195,181	136,415
Capital Grants	9,539,089	794,924	-	(794,924)	1,589,848	-	(1,589,848)
Debt Proceeds	10,000,000	833,333	-	(833,333)	1,666,667	-	(1,666,667)
TOTAL NON OPERATING INCOME	19,891,689	1,657,641	114,111	(1,543,530)	3,315,282	195,181	(3,120,100)
NON OPERATING EXPENSE							
Debt Service Interest	215,067	17,922	-	17,922	35,845	-	35,845
TOTAL NON OPERATING EXPENSE	215,067	17,922	-	17,922	35,845	-	35,845
INCOME(EXPENSE) BEFORE TRANSFERS	21,756,828	1,813,069	1,040,932	(772,137)	3,626,138	1,912,533	(1,713,605)
CHANGE IN NET POSITION	21,756,828	1,813,069	1,040,932	(772,137)	3,626,138	1,912,533	(1,713,605)

INCLINE VILLAGE GENERAL IMPROVEMENT DISTRICT
STATEMENT OF REVENUE, EXPENSES AND CHANGE IN NET POSITION
UTILITY FUND - WATER

CURRENT YEAR TO BUDGET COMPARISON

Fiscal Year 2025

AUGUST 2024

	Amended Budget	Current Month Budget	Current Month Actual	Month Budget Variance	YTD Budget	YTD Actual	YTD Budget Variance
OPERATING INCOME							
Charges for Services	7,180,493	598,374	899,745	301,371	1,196,749	1,742,348	545,600
Interfund Services	158,000	13,167	23,584	10,418	26,333	32,508	6,175
TOTAL OPERATING INCOME	7,338,493	611,541	923,330	311,789	1,223,082	1,774,857	551,775
OPERATING EXPENSE							
Salaries and Wages	1,686,700	140,558	127,167	13,391	281,117	214,892	66,225
Employee Fringe	1,008,500	84,042	69,187	14,855	168,083	117,176	50,907
Total Personnel Cost	2,695,200	224,600	196,354	28,246	449,200	332,068	117,132
Professional Services	83,000	6,917	-	6,917	13,833	-	13,833
Services and Supplies	3,444,038	287,003	124,888	162,115	574,006	162,437	411,569
Insurance	217,771	18,148	-	18,148	36,295	214,417	(178,122)
Utilities	620,100	51,675	72,127	(20,452)	103,350	73,296	30,054
Central Services Cost	722,233	60,186	30,151	30,035	120,372	49,460	70,912
Defensible Space	50,000	4,167	-	4,167	8,333	-	8,333
Depreciation	-	-	-	-	-	-	-
TOTAL OPERATING EXPENSE	7,832,342	652,695	423,520	229,176	1,305,390	831,678	473,712
NET INCOME (EXPENSE)	(493,849)	(41,154)	499,810	540,964	(82,308)	943,179	1,025,487
NON OPERATING INCOME							
Investment Earnings	176,300	14,692	57,056	42,364	29,383	97,591	68,207
TOTAL NON OPERATING INCOME	176,300	14,692	57,056	42,364	29,383	97,591	68,207
NON OPERATING EXPENSE							
Debt Service Interest	33,168	-	-	-	33,168	-	33,168
TOTAL NON OPERATING EXPENSE	33,168	-	-	-	33,168	-	33,168
INCOME(EXPENSE) BEFORE TRANSFERS	(350,717)	(26,462)	556,866	583,328	(86,093)	1,040,769	1,126,862
CHANGE IN NET POSITION	(350,717)	(26,462)	556,866	583,328	(86,093)	1,040,769	1,126,862

**INCLINE VILLAGE GENERAL IMPROVEMENT DISTRICT
STATEMENT OF REVENUE, EXPENSES AND CHANGE IN NET POSITION
UTILITY FUND - SEWER**

CURRENT YEAR TO BUDGET COMPARISON

Fiscal Year 2025
AUGUST 2024

	Amended Budget	Current Month Budget	Current Month Actual	Month Budget Variance	YTD Budget	YTD Actual	YTD Budget Variance
OPERATING INCOME							
Charges for Services	9,544,185	795,349	861,496	66,147	1,590,698	1,641,965	51,268
TOTAL OPERATING INCOME	9,544,185	795,349	861,496	66,147	1,590,698	1,641,965	51,268
OPERATING EXPENSE							
Salaries and Wages	2,023,146	168,595	164,723	3,873	337,191	283,183	54,008
Employee Fringe	1,047,097	87,258	84,227	3,031	174,516	145,228	29,288
Total Personnel Cost	3,070,243	255,854	248,950	6,904	511,707	428,411	83,296
Professional Services	83,000	6,917	-	6,917	13,833	5,587	8,246
Services and Supplies	2,140,685	178,390	68,971	109,420	356,781	134,243	222,538
Insurance	230,233	19,186	-	19,186	38,372	226,687	(188,315)
Utilities	705,500	58,792	50,760	8,031	117,583	53,923	63,660
Central Services Cost	678,084	56,507	28,267	28,240	113,014	46,369	66,645
Defensible Space	50,000	4,167	-	4,167	8,333	-	8,333
Depreciation	-	-	-	-	-	-	-
TOTAL OPERATING EXPENSE	6,957,745	579,812	396,948	182,865	1,159,624	895,220	264,404
NET INCOME (EXPENSE)	2,586,440	215,537	464,549	249,012	431,073	746,745	315,672
NON OPERATING INCOME							
Investment Earnings	176,300	14,692	57,056	42,364	29,383	97,591	68,207
Capital Grants	9,539,089	794,924	-	(794,924)	1,589,848	-	(1,589,848)
Debt Proceeds	10,000,000	833,333	-	(833,333)	1,666,667	-	(1,666,667)
TOTAL NON OPERATING INCOME	19,715,389	1,642,949	57,056	(1,585,893)	3,285,898	97,591	(3,188,307)
NON OPERATING EXPENSE							
Debt Service Interest	181,899	15,158	-	15,158	30,317	-	30,317
TOTAL NON OPERATING EXPENSE	181,899	15,158	-	15,158	30,317	-	30,317
INCOME(EXPENSE) BEFORE TRANSFERS	22,119,930	1,843,328	521,604	(1,321,723)	3,686,655	844,336	(2,842,319)
CHANGE IN NET POSITION	22,119,930	1,843,328	521,604	(1,321,723)	3,686,655	844,336	(2,842,319)

**INCLINE VILLAGE GENERAL IMPROVEMENT DISTRICT
STATEMENT OF REVENUE, EXPENSES AND CHANGE IN NET POSITION
UTILITY FUND - SOLID WASTE**

CURRENT YEAR TO BUDGET COMPARISON

Fiscal Year 2025

AUGUST 2024

	Amended Budget	Current Month Budget	Current Month Actual	Month Budget Variance	YTD Budget	YTD Actual	YTD Budget Variance
OPERATING INCOME							
Charges for Services	400,000	33,333	2,681	(30,653)	66,667	103,591	36,924
TOTAL OPERATING INCOME	400,000	33,333	2,681	(30,653)	66,667	103,591	36,924
OPERATING EXPENSE							
Salaries and Wages	152,125	12,677	10,481	2,196	25,354	18,070	7,284
Employee Fringe	77,521	6,460	5,580	880	12,920	9,666	3,254
Total Personnel Cost	229,646	19,137	16,061	3,076	38,274	27,736	10,539
Services and Supplies	126,857	10,571	803	9,768	21,143	12,948	8,195
Utilities	1,600	133	131	3	267	264	2
Central Services Cost	41,897	3,491	3,141	350	6,983	5,152	1,831
TOTAL OPERATING EXPENSE	400,000	33,333	20,136	13,197	66,667	46,100	20,567
NET INCOME (EXPENSE)	-	-	(17,455)	(17,455)	-	57,491	57,491
CHANGE IN NET POSITION	-	-	(17,455)	(17,455)	-	57,491	57,491

**INCLINE VILLAGE GENERAL IMPROVEMENT DISTRICT
STATEMENT OF REVENUE, EXPENSES AND CHANGE IN NET POSITION
UTILITY FUND - TAHOE WATER SUPPLIERS ASSOCIATION**

CURRENT YEAR TO BUDGET COMPARISON

Fiscal Year 2025

AUGUST 2024

	Amended Budget	Current Month Budget	Current Month Actual	Month Budget Variance	YTD Budget	YTD Actual	YTD Budget Variance
OPERATING INCOME							
Charges for Services	186,188	15,516	-	(15,516)	31,031	-	(31,031)
TOTAL OPERATING INCOME	186,188	15,516	-	(15,516)	31,031	-	(31,031)
OPERATING EXPENSE							
Salaries and Wages	76,426	6,369	5,548	821	12,738	9,504	3,234
Employee Fringe	40,714	3,393	3,011	382	6,786	5,167	1,619
Total Personnel Cost	117,140	9,762	8,560	1,202	19,523	14,671	4,852
Services and Supplies	51,800	4,317	10,267	(5,951)	8,633	13,332	(4,698)
Utilities	200	17	-	17	33	-	33
Central Services Cost	29,433	2,453	1,256	1,197	4,906	2,061	2,845
TOTAL OPERATING EXPENSE	198,573	16,548	20,083	(3,535)	33,096	30,064	3,032
NET INCOME (EXPENSE)	(12,385)	(1,032)	(20,083)	(19,051)	(2,064)	(30,064)	(27,999)
CHANGE IN NET POSITION	(12,385)	(1,032)	(20,083)	(19,051)	(2,064)	(30,064)	(27,999)

**INCLINE VILLAGE GENERAL IMPROVEMENT DISTRICT
STATEMENT OF REVENUE, EXPENSES AND CHANGE IN NET POSITION
COMMUNITY SERVICES FUND**

CURRENT YEAR TO BUDGET COMPARISON

Fiscal Year 2025

AUGUST 2024

	Amended Budget	Current Month Budget	Current Month Actual	Month Budget Variance	YTD Budget	YTD Actual	YTD Budget Variance
OPERATING INCOME							
Charges for Services	23,399,650	1,949,971	1,843,382	(106,589)	3,899,942	3,875,707	(24,234)
Facility Fees	1,233,150	102,763	-	(102,763)	205,525	-	(205,525)
Intergovernmental - Operating Grants	67,000	5,583	-	(5,583)	11,167	-	(11,167)
Interfund Services	-	-	-	-	-	-	-
TOTAL OPERATING INCOME	24,699,800	2,058,317	1,843,382	(214,935)	4,116,633	3,875,707	(240,926)
OPERATING EXPENSE							
Salaries and Wages	8,649,500	720,792	675,043	45,749	1,441,583	1,154,793	286,790
Employee Fringe	3,046,829	253,902	223,118	30,785	507,805	381,291	126,514
Total Personnel Cost	11,696,329	974,694	898,161	76,533	1,949,388	1,536,084	413,304
Professional Services	28,200	2,350	-	2,350	4,700	-	4,700
Services and Supplies	5,045,207	420,434	280,563	139,871	840,868	486,186	354,682
Insurance	777,329	64,777	-	64,777	129,555	769,459	(639,904)
Utilities	1,526,700	127,225	85,411	41,814	254,450	166,098	88,352
Cost of Goods Sold	1,665,929	138,827	231,933	(93,106)	277,655	441,264	(163,609)
Central Services Cost	2,045,972	170,498	121,511	48,987	340,995	211,194	129,801
Defensible Space	100,000	8,333	-	8,333	16,667	-	16,667
Depreciation	-	-	-	-	-	-	-
TOTAL OPERATING EXPENSE	22,885,666	1,907,139	1,617,579	289,560	3,814,278	3,610,284	203,993
NET INCOME (EXPENSE)	1,814,134	151,178	225,803	74,625	302,356	265,423	(36,933)
NON OPERATING INCOME							
Non Operating Income/Leases	135,783	11,315	3,185	(8,131)	22,631	6,288	(16,343)
Investment Earnings	439,800	36,650	85,983	49,333	73,300	120,425	47,125
TOTAL NON OPERATING INCOME	575,583	47,965	89,168	41,203	95,931	126,713	30,783
NON OPERATING EXPENSE							
Debt Service Interest	-	-	312	(312)	-	312	(312)
TOTAL NON OPERATING EXPENSE	-	-	312	(312)	-	312	(312)
INCOME(EXPENSE) BEFORE TRANSFERS	2,389,717	199,143	314,658	115,515	398,286	391,824	(6,462)
CHANGE IN NET POSITION	2,389,717	199,143	314,658	115,515	398,286	391,824	(6,462)

**INCLINE VILLAGE GENERAL IMPROVEMENT DISTRICT
STATEMENT OF REVENUE, EXPENSES AND CHANGE IN NET POSITION
CHAMPIONSHIP GOLF**

CURRENT YEAR TO BUDGET COMPARISON

Fiscal Year 2025

AUGUST 2024

	Amended Budget	Current Month Budget	Current Month Actual	Month Budget Variance	YTD Budget	YTD Actual	YTD Budget Variance
OPERATING INCOME							
Charges for Services	4,324,500	360,375	902,436	542,061	720,750	1,992,979	1,272,229
Facility Fees	278,401	23,200	-	(23,200)	46,400	-	(46,400)
TOTAL OPERATING INCOME	4,602,901	383,575	902,436	518,861	767,150	1,992,979	1,225,829
OPERATING EXPENSE							
Salaries and Wages	1,703,112	141,926	234,472	(92,546)	283,852	408,691	(124,839)
Employee Fringe	583,588	48,632	70,733	(22,101)	97,265	122,539	(25,274)
Total Personnel Cost	2,286,700	190,558	305,205	(114,647)	381,117	531,230	(150,113)
Professional Services	3,150	263	-	263	525	-	525
Services and Supplies	813,500	67,792	75,162	(7,370)	135,583	136,252	(669)
Insurance	216,519	18,043	-	18,043	36,087	213,185	(177,098)
Utilities	312,100	26,008	49,085	(23,077)	52,017	96,621	(44,605)
Cost of Goods Sold	619,755	51,646	120,577	(68,931)	103,293	242,255	(138,962)
Central Services Cost	433,374	36,115	44,743	(8,629)	72,229	74,279	(2,050)
Depreciation	-	-	-	-	-	-	-
TOTAL OPERATING EXPENSE	4,685,098	390,425	594,773	(204,348)	780,850	1,293,822	(512,972)
NET INCOME (EXPENSE)	(82,197)	(6,850)	307,663	314,513	(13,700)	699,157	712,857
CHANGE IN NET POSITION	(82,197)	(6,850)	307,371	314,221	(13,700)	698,865	712,565

**INCLINE VILLAGE GENERAL IMPROVEMENT DISTRICT
STATEMENT OF REVENUE, EXPENSES AND CHANGE IN NET POSITION
MOUNTAIN GOLF**

CURRENT YEAR TO BUDGET COMPARISON

Fiscal Year 2025

AUGUST 2024

	Amended Budget	Current Month Budget	Current Month Actual	Month Budget Variance	YTD Budget	YTD Actual	YTD Budget Variance
OPERATING INCOME							
Charges for Services	1,222,800	101,900	348,603	246,703	203,800	736,081	532,281
Facility Fees	60,799	5,067	-	(5,067)	10,133	-	(10,133)
TOTAL OPERATING INCOME	1,283,599	106,967	348,603	241,636	213,933	736,081	522,148
OPERATING EXPENSE							
Salaries and Wages	434,270	36,189	76,919	(40,730)	72,378	133,639	(61,261)
Employee Fringe	175,130	14,594	20,056	(5,461)	29,188	34,727	(5,538)
Total Personnel Cost	609,400	50,783	96,975	(46,191)	101,567	168,366	(66,799)
Professional Services	3,050	254	-	254	508	-	508
Services and Supplies	412,515	34,376	29,664	4,712	68,753	52,369	16,384
Insurance	43,169	3,597	-	3,597	7,195	42,504	(35,309)
Utilities	122,600	10,217	21,823	(11,606)	20,433	43,647	(23,214)
Cost of Goods Sold	113,266	9,439	27,680	(18,241)	18,878	53,466	(34,588)
Central Services Cost	146,757	12,230	14,517	(2,287)	24,460	22,603	1,857
Depreciation	-	-	-	-	-	-	-
TOTAL OPERATING EXPENSE	1,450,757	120,896	190,659	(69,762)	241,793	382,955	(141,162)
NET INCOME (EXPENSE)	(167,158)	(13,930)	157,944	171,874	(27,860)	353,126	380,985
NON OPERATING INCOME							
Non Operating Income/Leases	44,383	3,699	1,983	(1,715)	7,397	3,967	(3,430)
TOTAL NON OPERATING INCOME	44,383	3,699	1,983	(1,715)	7,397	3,967	(3,430)
INCOME(EXPENSE) BEFORE TRANSFERS	(122,775)	(10,231)	159,927	170,159	(20,463)	357,093	377,555
CHANGE IN NET POSITION	(122,775)	(10,231)	159,927	170,159	(20,463)	357,093	377,555

**INCLINE VILLAGE GENERAL IMPROVEMENT DISTRICT
STATEMENT OF REVENUE, EXPENSES AND CHANGE IN NET POSITION
FACILITIES**

CURRENT YEAR TO BUDGET COMPARISON

Fiscal Year 2025
AUGUST 2024

	Amended Budget	Current Month Budget	Current Month Actual	Month Budget Variance	YTD Budget	YTD Actual	YTD Budget Variance
OPERATING INCOME							
Charges for Services	2,098,000	174,833	378,907	204,073	349,667	655,350	305,684
Facility Fees	-	-	-	-	-	-	-
TOTAL OPERATING INCOME	2,098,000	174,833	378,907	204,073	349,667	655,350	305,684
OPERATING EXPENSE							
Salaries and Wages	521,524	43,460	60,197	(16,736)	86,921	100,362	(13,441)
Employee Fringe	294,005	24,500	24,310	190	49,001	41,061	7,940
Total Personnel Cost	815,529	67,961	84,507	(16,546)	135,922	141,423	(5,501)
Professional Services	-	-	-	-	-	-	-
Services and Supplies	348,100	29,008	25,947	3,061	58,017	45,028	12,989
Insurance	6,643	554	-	554	1,107	6,541	(5,434)
Utilities	79,800	6,650	3,460	3,190	13,300	4,490	8,810
Cost of Goods Sold	329,200	27,433	83,027	(55,593)	54,867	144,893	(90,027)
Central Services Cost	147,012	12,251	18,864	(6,613)	24,502	25,386	(884)
Depreciation	-	-	-	-	-	-	-
TOTAL OPERATING EXPENSE	1,726,284	143,857	215,805	(71,948)	287,714	367,761	(80,047)
NET INCOME (EXPENSE)	371,716	30,976	163,102	132,126	61,953	287,590	225,637
CHANGE IN NET POSITION	371,716	30,976	163,102	132,126	61,953	287,590	225,637

INCLINE VILLAGE GENERAL IMPROVEMENT DISTRICT
STATEMENT OF REVENUE, EXPENSES AND CHANGE IN NET POSITION
SKI

CURRENT YEAR TO BUDGET COMPARISON

Fiscal Year 2025

AUGUST 2024

	Amended Budget	Current Month Budget	Current Month Actual	Month Budget Variance	YTD Budget	YTD Actual	YTD Budget Variance
OPERATING INCOME							
Charges for Services	13,818,150	1,151,513	(146)	(1,151,659)	2,303,025	(630)	(2,303,655)
Facility Fees	-	-	-	-	-	-	-
TOTAL OPERATING INCOME	13,818,150	1,151,513	(146)	(1,151,659)	2,303,025	(630)	(2,303,655)
OPERATING EXPENSE							
Salaries and Wages	4,293,321	357,777	109,023	248,754	715,554	181,649	533,905
Employee Fringe	1,430,679	119,223	54,021	65,202	238,447	92,135	146,311
Total Personnel Cost	5,724,000	477,000	163,044	313,956	954,000	273,784	680,216
Professional Services	12,000	1,000	-	1,000	2,000	-	2,000
Services and Supplies	2,682,501	223,542	70,498	153,044	447,084	133,975	313,108
Insurance	388,186	32,349	-	32,349	64,698	386,309	(321,611)
Utilities	780,900	65,075	6,477	58,598	130,150	12,951	117,199
Cost of Goods Sold	574,300	47,858	-	47,858	95,717	-	95,717
Central Services Cost	1,006,468	83,872	22,862	61,010	167,745	54,037	113,708
Depreciation	-	-	-	-	-	-	-
TOTAL OPERATING EXPENSE	11,168,355	930,696	262,881	667,816	1,861,393	861,056	1,000,336
NET INCOME (EXPENSE)	2,649,795	220,816	(263,027)	(483,843)	441,633	(861,686)	(1,303,319)
NON OPERATING INCOME							
Non Operating Income/Leases	91,400	7,617	1,181	(6,435)	15,233	2,301	(12,932)
Investment Earnings	194,800	16,233	53,160	36,927	32,467	73,953	41,486
TOTAL NON OPERATING INCOME	286,200	23,850	54,341	30,491	47,700	76,253	28,553
CHANGE IN NET POSITION	2,935,995	244,666	(208,685)	(453,352)	489,333	(785,433)	(1,274,765)

INCLINE VILLAGE GENERAL IMPROVEMENT DISTRICT
STATEMENT OF REVENUE, EXPENSES AND CHANGE IN NET POSITION
RECREATION

CURRENT YEAR TO BUDGET COMPARISON

Fiscal Year 2025

AUGUST 2024

	Amended Budget	Current Month Budget	Current Month Actual	Month Budget Variance	YTD Budget	YTD Actual	YTD Budget Variance
OPERATING INCOME							
Charges for Services	1,563,000	130,250	140,536	10,286	260,500	293,356	32,856
Facility Fees	807,636	67,303	-	(67,303)	134,606	-	(134,606)
Intergovernmental - Operating Grants	67,000	5,583	-	(5,583)	11,167	-	(11,167)
TOTAL OPERATING INCOME	2,437,636	203,136	140,536	(62,601)	406,273	293,356	(112,917)
OPERATING EXPENSE							
Salaries and Wages	1,322,536	110,211	123,100	(12,888)	220,423	207,502	12,920
Employee Fringe	434,964	36,247	38,373	(2,126)	72,494	64,260	8,234
Total Personnel Cost	1,757,500	146,458	161,473	(15,015)	292,917	271,762	21,154
Professional Services	10,000	833	-	833	1,667	-	1,667
Services and Supplies	612,800	51,067	42,357	8,710	102,133	73,379	28,755
Insurance	119,306	9,942	-	9,942	19,884	117,469	(97,584)
Utilities	211,900	17,658	2,966	14,692	35,317	5,936	29,380
Cost of Goods Sold	21,800	1,817	600	1,217	3,633	600	3,033
Central Services Cost	251,651	20,971	12,581	8,390	41,942	24,437	17,505
Depreciation	-	-	-	-	-	-	-
TOTAL OPERATING EXPENSE	2,984,957	248,746	219,977	28,769	497,493	493,583	3,910
NET INCOME (EXPENSE)	(547,321)	(45,610)	(79,441)	(33,831)	(91,220)	(200,227)	(109,007)
NON OPERATING INCOME							
Investment Earnings	8,600	717	-	(717)	1,433	-	(1,433)
TOTAL NON OPERATING INCOME	8,600	717	-	(717)	1,433	-	(1,433)
INCOME(EXPENSE) BEFORE TRANSFERS	(538,721)	(44,893)	(79,441)	(34,548)	(89,787)	(200,227)	(110,440)
CHANGE IN NET POSITION	(538,721)	(44,893)	(79,441)	(34,548)	(89,787)	(200,227)	(110,440)

**INCLINE VILLAGE GENERAL IMPROVEMENT DISTRICT
STATEMENT OF REVENUE, EXPENSES AND CHANGE IN NET POSITION
TENNIS**

CURRENT YEAR TO BUDGET COMPARISON

Fiscal Year 2025

AUGUST 2024

	Amended Budget	Current Month Budget	Current Month Actual	Month Budget Variance	YTD Budget	YTD Actual	YTD Budget Variance
OPERATING INCOME							
Charges for Services	316,200	26,350	67,741	41,391	52,700	181,676	128,976
Facility Fees	16,963	1,414	-	(1,414)	2,827	-	(2,827)
TOTAL OPERATING INCOME	333,163	27,764	67,741	39,977	55,527	181,676	126,148
OPERATING EXPENSE							
Salaries and Wages	159,191	13,266	52,694	(39,428)	26,532	92,904	(66,372)
Employee Fringe	44,809	3,734	9,187	(5,453)	7,468	16,063	(8,594)
Total Personnel Cost	204,000	17,000	61,881	(44,881)	34,000	108,967	(74,967)
Professional Services	-	-	-	-	-	-	-
Services and Supplies	105,750	8,813	10,198	(1,386)	17,625	18,407	(782)
Insurance	3,506	292	-	292	584	3,452	(2,868)
Utilities	15,600	1,300	1,340	(40)	2,600	2,192	408
Cost of Goods Sold	7,608	634	50	585	1,268	50	1,219
Central Services Cost	30,954	2,580	3,156	(577)	5,159	4,977	182
Depreciation	-	-	-	-	-	-	-
TOTAL OPERATING EXPENSE	367,418	30,618	76,625	(46,007)	61,236	138,044	(76,808)
NET INCOME (EXPENSE)	(34,255)	(2,855)	(8,884)	(6,030)	(5,709)	43,632	49,341
CHANGE IN NET POSITION	(34,255)	(2,855)	(8,884)	(6,030)	(5,709)	43,632	49,341

**INCLINE VILLAGE GENERAL IMPROVEMENT DISTRICT
STATEMENT OF REVENUE, EXPENSES AND CHANGE IN NET POSITION
COMMUNITY SERVICES ADMINISTRATION**

CURRENT YEAR TO BUDGET COMPARISON

Fiscal Year 2025

AUGUST 2024

	Amended Budget	Current Month Budget	Current Month Actual	Month Budget Variance	YTD Budget	YTD Actual	YTD Budget Variance
OPERATING INCOME							
Charges for Services	57,000	4,750	5,306	556	9,500	16,895	7,395
Facility Fees	69,351	5,779	-	(5,779)	11,559	-	(11,559)
TOTAL OPERATING INCOME	126,351	10,529	5,306	(5,223)	21,059	16,895	(4,164)
OPERATING EXPENSE							
Salaries and Wages	215,546	17,962	18,638	(676)	35,924	30,046	5,879
Employee Fringe	83,654	6,971	6,437	534	13,942	10,507	3,436
Total Personnel Cost	299,200	24,933	25,075	(142)	49,867	40,552	9,314
Services and Supplies	70,040	5,837	26,737	(20,900)	11,673	26,775	(15,102)
Utilities	3,800	317	260	56	633	260	373
Central Services Cost	29,756	2,480	4,788	(2,308)	4,959	5,475	(516)
Defensible Space	100,000	8,333	-	8,333	16,667	-	16,667
Depreciation	-	-	-	-	-	-	-
TOTAL OPERATING EXPENSE	502,796	41,900	56,860	(14,961)	83,799	73,063	10,736
NET INCOME (EXPENSE)	(376,445)	(31,370)	(51,554)	(20,184)	(62,741)	(56,168)	6,573
NON OPERATING INCOME							
Investment Earnings	236,400	19,700	32,823	13,123	39,400	46,473	7,073
TOTAL NON OPERATING INCOME	236,400	19,700	32,823	13,123	39,400	46,473	7,073
INCOME(EXPENSE) BEFORE TRANSFERS	(140,045)	(11,670)	(18,731)	(7,060)	(23,341)	(9,695)	13,646
CHANGE IN NET POSITION	(140,045)	(11,670)	(18,731)	(7,060)	(23,341)	(9,695)	13,646

INCLINE VILLAGE GENERAL IMPROVEMENT DISTRICT
STATEMENT OF REVENUE, EXPENSES AND CHANGE IN NET POSITION
BEACH FUND

CURRENT YEAR TO BUDGET COMPARISON

Fiscal Year 2025
AUGUST 2024

	Amended Budget	Current Month Budget	Current Month Actual	Month Budget Variance	YTD Budget	YTD Actual	YTD Budget Variance
OPERATING INCOME							
Charges for Services	1,401,700	116,808	383,663	266,855	233,617	1,146,342	912,725
Facility Fees	2,328,600	194,050	-	(194,050)	388,100	-	(388,100)
TOTAL OPERATING INCOME	3,730,300	310,858	383,663	72,805	621,717	1,146,342	524,625
OPERATING EXPENSE							
Salaries and Wages	972,710	81,059	263,400	(182,341)	162,118	461,735	(299,617)
Employee Fringe	282,290	23,524	50,566	(27,042)	47,048	89,129	(42,080)
Total Personnel Cost	1,255,000	104,583	313,966	(209,383)	209,167	550,864	(341,697)
Professional Services	12,000	1,000	-	1,000	2,000	-	2,000
Services and Supplies	573,055	47,755	50,179	(2,424)	95,509	86,544	8,965
Insurance	59,951	4,996	-	4,996	9,992	59,028	(49,036)
Utilities	168,800	14,067	16,132	(2,065)	28,133	29,191	(1,058)
Cost of Goods Sold	91,300	7,608	26,721	(19,112)	15,217	82,414	(67,198)
Central Services Cost	224,424	18,702	22,318	(3,616)	37,404	37,568	(164)
Depreciation	-	-	-	-	-	-	-
TOTAL OPERATING EXPENSE	2,384,530	198,711	429,315	(230,604)	397,422	845,609	(448,187)
NET INCOME (EXPENSE)	1,345,770	112,148	(45,652)	(157,800)	224,295	300,733	76,438
NON OPERATING INCOME							
Investment Earnings	96,400	8,033	32,048	24,015	16,067	45,469	29,403
TOTAL NON OPERATING INCOME	96,400	8,033	32,048	24,015	16,067	45,469	29,403
INCOME(EXPENSE) BEFORE TRANSFERS	1,442,170	120,181	(13,604)	(133,785)	240,362	346,203	105,841
CHANGE IN NET POSITION	1,442,170	120,181	(13,604)	(133,785)	240,362	346,203	105,841

**INCLINE VILLAGE GENERAL IMPROVEMENT DISTRICT
STATEMENT OF REVENUE, EXPENSES AND CHANGE IN NET POSITION
INTERNAL SERVICES FUND**

CURRENT YEAR TO BUDGET COMPARISON

Fiscal Year 2025

AUGUST 2024

	Amended Budget	Current Month Budget	Current Month Actual	Month Budget Variance	YTD Budget	YTD Actual	YTD Budget Variance
OPERATING INCOME							
Interfund Services	3,861,749	321,812	239,300	(82,512)	643,625	465,917	(177,708)
TOTAL OPERATING INCOME	3,861,749	321,812	239,300	(82,512)	643,625	465,917	(177,708)
OPERATING EXPENSE							
Salaries and Wages	1,913,153	159,429	122,287	37,143	318,859	210,592	108,266
Employee Fringe	996,346	83,029	63,837	19,192	166,058	110,229	55,829
Total Personnel Cost	2,909,498	242,458	186,124	56,334	484,916	320,821	164,095
Professional Services	15,000	1,250	585	665	2,500	585	1,915
Services and Supplies	914,582	76,215	53,199	23,016	152,430	84,245	68,185
Insurance	607	51	-	51	101	598	(496)
Utilities	12,100	1,008	301	707	2,017	608	1,408
Cost of Goods Sold	-	-	-	-	-	-	-
Depreciation	-	-	-	-	-	-	-
TOTAL OPERATING EXPENSE	3,851,787	320,982	240,209	80,773	641,965	406,857	235,107
NET INCOME (EXPENSE)	9,962	830	(908)	(1,739)	1,660	59,060	57,399
CHANGE IN NET POSITION	9,962	830	(678)	(1,509)	1,660	59,292	57,631

**INCLINE VILLAGE GENERAL IMPROVEMENT DISTRICT
STATEMENT OF REVENUE, EXPENSES AND CHANGE IN NET POSITION
FLEET**

CURRENT YEAR TO BUDGET COMPARISON

Fiscal Year 2025

AUGUST 2024

	Amended Budget	Current Month Budget	Current Month Actual	Month Budget Variance	YTD Budget	YTD Actual	YTD Budget Variance
OPERATING INCOME							
Interfund Services	1,523,800	126,983	122,178	(4,805)	253,967	238,235	(15,731)
TOTAL OPERATING INCOME	1,523,800	126,983	122,178	(4,805)	253,967	238,235	(15,731)
OPERATING EXPENSE							
Salaries and Wages	661,254	55,105	55,358	(254)	110,209	94,656	15,553
Employee Fringe	412,346	34,362	31,938	2,424	68,724	54,790	13,934
Total Personnel Cost	1,073,600	89,467	87,296	2,171	178,933	149,447	29,486
Services and Supplies	448,600	37,383	29,421	7,963	74,767	45,908	28,859
Insurance	-	-	-	-	-	-	-
Utilities	1,600	133	65	68	267	132	134
Cost of Goods Sold	-	-	-	-	-	-	-
Depreciation	-	-	-	-	-	-	-
TOTAL OPERATING EXPENSE	1,523,800	126,983	116,782	10,201	253,967	195,487	58,480
NET INCOME (EXPENSE)	-	-	5,396	5,396	-	42,748	42,748
CHANGE IN NET POSITION	-	-	5,626	5,626	-	42,980	42,980

**INCLINE VILLAGE GENERAL IMPROVEMENT DISTRICT
STATEMENT OF REVENUE, EXPENSES AND CHANGE IN NET POSITION
ENGINEERING**

CURRENT YEAR TO BUDGET COMPARISON

Fiscal Year 2025

AUGUST 2024

	Amended Budget	Current Month Budget	Current Month Actual	Month Budget Variance	YTD Budget	YTD Actual	YTD Budget Variance
OPERATING INCOME							
Interfund Services	1,380,600	115,050	60,930	(54,120)	230,100	115,573	(114,527)
TOTAL OPERATING INCOME	1,380,600	115,050	60,930	(54,120)	230,100	115,573	(114,527)
OPERATING EXPENSE							
Salaries and Wages	895,607	74,634	38,056	36,578	149,268	66,542	82,726
Employee Fringe	395,491	32,958	16,549	16,409	65,915	29,336	36,579
Total Personnel Cost	1,291,098	107,592	54,605	52,986	215,183	95,878	119,305
Professional Services	15,000	1,250	585	665	2,500	585	1,915
Services and Supplies	57,782	4,815	2,328	2,487	9,630	2,495	7,135
Insurance	158	13	-	13	26	156	(129)
Utilities	6,600	550	144	406	1,100	291	809
TOTAL OPERATING EXPENSE	1,370,638	114,220	57,662	56,558	228,440	99,405	129,035
NET INCOME (EXPENSE)	9,962	830	3,268	2,438	1,660	16,168	14,508
CHANGE IN NET POSITION	9,962	830	3,268	2,438	1,660	16,168	14,508

**INCLINE VILLAGE GENERAL IMPROVEMENT DISTRICT
STATEMENT OF REVENUE, EXPENSES AND CHANGE IN NET POSITION
BUILDINGS**

CURRENT YEAR TO BUDGET COMPARISON

Fiscal Year 2025
AUGUST 2024

	Amended Budget	Current Month Budget	Current Month Actual	Month Budget Variance	YTD Budget	YTD Actual	YTD Budget Variance
OPERATING INCOME							
Interfund Services	957,349	79,779	56,192	(23,587)	159,558	112,109	(47,449)
TOTAL OPERATING INCOME	957,349	79,779	56,192	(23,587)	159,558	112,109	(47,449)
OPERATING EXPENSE							
Salaries and Wages	356,292	29,691	28,872	819	59,382	49,394	9,988
Employee Fringe	188,508	15,709	15,350	359	31,418	26,102	5,316
Total Personnel Cost	544,800	45,400	44,223	1,177	90,800	75,496	15,304
Services and Supplies	408,200	34,017	21,451	12,566	68,033	35,842	32,191
Insurance	449	37	-	37	75	442	(367)
Utilities	3,900	325	92	233	650	185	465
Cost of Goods Sold	-	-	-	-	-	-	-
Depreciation	-	-	-	-	-	-	-
TOTAL OPERATING EXPENSE	957,349	79,779	65,765	14,014	159,558	111,965	47,593
NET INCOME (EXPENSE)	(0)	(0)	(9,573)	(9,573)	(0)	143	143
CHANGE IN NET POSITION	(0)	(0)	(9,573)	(9,573)	(0)	143	143