

**MEMORANDUM**

**TO:** Board of Trustees

**THROUGH:** Robert Harrison, District General Manager

**FROM:** Rob Bruce, PGA , Senior Head Golf Professional

**SUBJECT:** Review and Discuss Historical Financial results of District-Owned Golf Courses (Mountain, and Championship) and possibly Approve the Recommended Rates, Rate Structure and Course Operations for the 2025 Golf Season; Discussion, and Possible Action. (Requesting Staff Member: Senior Head Golf Professional Rob Bruce)

**DATE:** March 19, 2025

---

**I. RECOMMENDATION**

That the Board of Trustees make a motion to Approve the Rates, Rate Structure and Course Operations for the Mountain, and Championship Golf Courses as recommended for the 2025 Golf Season.

**II. BACKGROUND**

Attached are the fee rates for both golf courses. The fees were generated using the historical method of developing these fees and are competitive in the marketplace.

**III. ALTERNATIVES**

That the Board of Trustees provide feedback on the recommended fees and provide direction for staff to revise the recommended rates and return to the Board for reconsideration.

**IV. ATTACHMENTS**

1. Historical and Proposed Golf Rate Recommendation for 2025 Season

MEMORANDUM

**TO:** Board of Trustees

**THROUGH:** General Manager

**FROM:** Rob Bruce  
Senior Head Golf Professional

**SUBJECT:** Review and Discuss Historical Financial results of the District -Owned Golf Courses (Mountain, and Championship) and Possibly Approve the Recommended Rates, Rate Structure and Course Operations for the 2025 Golf Season.

**DATE:** March 19, 2025

---

I. RECOMMENDATION

That the Board of Trustees make a motion to approve the Rates, Rate Structure and Course Operations for the Mountain and Championship Courses as recommended for the 2025 Golf Season.

II. BACKGROUND

Daily green fee is the highest revenue impact at the golf course of Incline Village. Therefore, determining the proper rate is critical. Since 2020 the daily green fee rate for a Resident of Incline Village has increased by 27%. The daily green fee for Non-Resident of Incline Village has increased 16%. The golf staff feels we have currently reached a plateau for green fee rates. The staff recommendation is to have little to no change for the 2025 daily green fee rates. The golf staff feels raising daily green fees rates at this time will negatively impact utilization of the golf courses at Incline Village.

Staff recommendation of Daily Green Fees Rates:

- 2025 daily green fee rates stay the same as 2024 daily green fee rates other than the 9-hole rate after 5:30pm
- Proposed rate for the 5:30pm 9-hole rate.

## Supplemental Item E.4.

In 2024 5:30pm 9-hole rate was \$45 for Resident, Guest, and Non-Resident.

Propose 5:30pm 9-hole rate to be a consistent variance between Resident, Guest, and Non-Resident as other daily green fees. See Rate sheet

### Staff Recommendation of Play Pass Options:

- 2025 Play pass Options CHAMPIONSHIP course
  - 10 Play Pass
  - 20 Play Pass
  - 30 Play Pass
  - Mid-Week Pass - Good Monday – Thursday anytime
  - Mid-Week Pass Couples – Good Monday – Thursday anytime
  - Season Pass Ch/Mt – Good all week anytime both courses include free bag storage and \$200 range ball card
  - Season Pass Couples Ch/Mt – Good all week anytime both courses include free bag storage and \$200 range ball card
  - PM Season Pass – Shoulder season good after 12pm – High season good after 2pm all week
  - PM 10 Play Pass
  - PM 20 Play Pass
  - College Pass – must have valid college school identification
  - Jr Pass - 17 years of age or younger
- 2025 Play Pass Options MOUNTAIN course
  - 10 Play Pass
  - 20 Play Pass
  - Mid-Week Pass– Good Monday – Thursday anytime
  - Season Pass – Good all week anytime
  - 10 Play Pass 9 holes
  - 20 Play Pass 9 holes
  - Season Pass 9 holes

### Staff Recommendation of Play Pass Rates

- 2025 Play Pass Rates CHAMPIONSHIP course
  - 10 Play Pass - \$900
  - 20 Play Pass - \$1,700
  - 30 Play Pass - \$2,460
  - Mid-Week Pass - \$3,000
  - Mid-Week Pass Couples - \$5,760
  - Season Pass Ch/Mt - \$3,600
  - Season Pass Couples Ch/Mt - \$6,300
  - PM Season Pass - \$2,800

## Supplemental Item E.4.

- PM 10 Play Pass - \$750
- PM 20 Play Pass - \$1,400
- College Pass - \$500
- Jr Pass - \$350
  
- 2025 Play Pass Rates MOUNTAIN course
  - 10 Play Pass - \$430
  - 20 Play Pass - \$815
  - Mid-Week Pass - \$1,500
  - Season Pass – \$1,800
  - 10 Play Pass 9 holes - \$300
  - 20 Play Pass 9 holes - \$560
  - Season Pass 9 holes - \$1,200

This agenda items seeks Board approval to finalize 2025 golf season rates for all Golf fees.

### **IV. FINANCIAL IMPACT AND BUDGET**

Over the past couple seasons Play Pass options were limited. The change in the options caused a loss in play pass revenue and loss of course utilization. The proposed Golf Play Pass options and rates and Daily rates for the 2025 golf season as recommended in this report are expected to increase revenues by offering play pass options that will entice residents to return to the golf courses at Incline Village.

#### **I. ALTERNATIVES**

1. Decline the recommended fees and provide direction to staff related to reconsideration.

#### **II. ATTACHMENTS**

- A.** Historical and Proposed Rate Recommendation for 2025 Golf Season




**Supplemental Item E.4.**


<b>SHEET 1</b>	<b>PLAY PASS</b>	<b>RATES</b>							
<b>2025 Pass Rates</b>								<b>estimated</b>	<b>2025 sales</b>
<b>Champ</b>		<b>\$ per round</b>	<b># of Rnds</b>	<b>\$ off HS rate</b>	<b>% off HS rate</b>			<b>#</b>	
10 Play	\$ 900.00	\$ 90.00	10	\$ 30.00	25%			140	\$ 126,000.00
20 Play	\$ 1,700.00	\$ 85.00	20	\$ 35.00	30%			65	\$ 110,500.00
30 Play	\$ 2,460.00	\$ 82.00	30	\$ 38.00	32%			5	\$ 12,300.00
Mid Week Pass	\$ 2,625.00	\$ 75.00	35	\$ 45.00	37%			20	\$ 52,500.00
Mid Week Pass Cpls	\$ 5,110.00	\$ 73.00	70	\$ 47.00	40%			20	\$ 102,200.00
Season Pass CH/MT	\$ 3,600.00	\$ 72.00	50	\$ 48.00	40%			40	\$ 144,000.00
Season Pass Cpls CH/MT	\$ 6,300.00	\$ 70.00	90	\$ 50.00	42%			40	\$ 252,000.00
PM Season Pass	\$ 2,790.00	\$ 62.00	45	\$ 23.00	27%			10	\$ 27,900.00
PM 10 play	\$ 750.00	\$ 75.00	10	\$ 10.00	12%			5	\$ 3,750.00
PM 20 play	\$ 1,400.00	\$ 70.00	20	\$ 15.00	18%			2	\$ 2,800.00
College pass	\$ 500.00							5	\$ 2,500.00
Jr Pass	\$ 350.00							10	\$ 3,500.00
								362	\$ 839,950.00
<b>Mountain</b>								50	\$ 22,500.00
10 Play	\$ 450.00	\$ 45.00	10	\$ 15.00	25%			2	\$ 1,680.00
20 play	\$ 840.00	\$ 42.00	20	\$ 18.00	30%			10	\$ 14,000.00
Mid Week Pass	\$ 1,400.00	\$ 40.00	35	\$ 20.00	32%			10	\$ 17,100.00
Season Pass	\$ 1,710.00	\$ 38.00	45	\$ 22.00	37%			120	\$ 36,000.00
10 Play 9 holes	\$ 300.00	\$ 30.00	10	\$ 10.00	25%			18	\$ 10,080.00
20 play 9 holes	\$ 560.00	\$ 28.00	20	\$ 12.00	30%			1	\$ 1,170.00
Season Pass 9 holes	\$ 1,170.00	\$ 26.00	45	\$ 14.00	35%			211	\$ 942,480.00
									\$ 942,480.00




2025 CHAMPIONSHIP COURSE -- Daily Rates **PROPOSED**

Non-Picture Pass Holder								
 CHAMPIONSHIP COURSE INCLINE VILLAGE LAKE TAHOE Sept 22nd - Closing	TIME OF DAY							
	Open - 2 (Prime Time)		2-4 (Twilight)		After 4 (Super Twilight)		After 5:30	
	Mon-Thu	Fri-Sun (& holidays)	Mon-Thu	Fri-Sun (& holidays)	Mon-Thu	Fri-Sun (& holidays)	Mon-Thu	Fri-Sun (& holidays)
	\$150	\$170	\$115	\$130	\$70	\$80	\$45	\$50
J	\$235	\$255	\$175	\$190	\$115	\$120	\$50	\$55
Sept 22nd - Closing	\$170	\$185	\$125	\$145	\$75	\$85	\$50	\$55
all rates include shared cart								

Club Rentals - \$85.00  
 Rider Fee - \$35 per person  
 \* Holiday pricing for Non-Residents based on availability/demand  
 Holidays: Memorial Day - Mon. May 26th  
 Holidays: July 4th- Tu/We/Th July 1st-3rd | Labor Day- Mon. Sept. 1st  
 Holidays: None

Picture Pass Holder								
 CHAMPIONSHIP COURSE INCLINE VILLAGE LAKE TAHOE Sept 22nd - Closing	TIME OF DAY							
	Open - 2 (Prime Time)		2-4 (Twilight)		After 4 (Super Twilight)		After 5:30	
	Mon-Thu	Fri-Sun (& holidays)	Mon-Thu	Fri-Sun (& holidays)	Mon-Thu	Fri-Sun (& holidays)	Mon-Thu	Fri-Sun (& holidays)
	\$75	\$85	\$55	\$65	\$40	\$45	\$30	\$35
J	\$110	\$120	\$80	\$85	\$50	\$60	\$35	\$40
Sept 22nd - Closing	\$85	\$90	\$70	\$75	\$40	\$50	\$35	\$40
all rates include shared cart								


Holidays: Memorial Day - Mon. May 26th  
 Holidays: July 4th- Tu/We/Th July 1st-3rd | Labor Day- Mon. Sept. 1st  
 Holidays: None

Guest of Picture Pass Holder								
 CHAMPIONSHIP COURSE INCLINE VILLAGE LAKE TAHOE Sept 22nd - Closing	TIME OF DAY							
	Open - 2 (Prime Time)		2-4 (Twilight)		After 4 (Super Twilight)		After 5:30	
	Mon-Thu	Fri-Sun (& holidays)	Mon-Thu	Fri-Sun (& holidays)	Mon-Thu	Fri-Sun (& holidays)	Mon-Thu	Fri-Sun (& holidays)
	\$110	\$130	\$85	\$100	\$55	\$65	\$35	\$40
J	\$175	\$190	\$125	\$135	\$85	\$90	\$45	\$50
Sept 22nd - Closing	\$125	\$140	\$90	\$100	\$55	\$60	\$45	\$50
all rates include shared cart								

Holidays: Memorial Day - Mon. May 26th  
 Holidays: July 4th- Tu/We/Th July 1st-3rd | Labor Day- Mon. Sept. 1st  
 Holidays: None



# #3 Championship Course Proposed Rates 2025

2023 Season															2024 Season (Staff Projections)					Scenario A: Estimated Demand		U	V
Rate	Per Round	Change %	Sold	Rounds Played <sup>6</sup>	Revenue <sup>6</sup>	Staff Recommended Rate	Per Round	Change %	Staff Projected Sold	Staff Projected Revenue <sup>7</sup>	Notes	Utilization constant; independent projection of rate and pass change impact	Notes	Utilit									
18	AYCP College	\$ 499.00	\$ 7.68	5.05%	5	83	\$ 2,495.00	n/a															
19	PM 10 Play	\$ 546.00	\$ 54.60		35	304	\$ 19,110.00	n/a															
20	PM 20 Play	\$ 1,028.00	\$ 51.40		15	273	\$ 15,420.00	n/a															
21	PM 30 Play	\$ 1,446.00	\$ 48.20		2	52	\$ 2,892.00	n/a															
22	PM 40 Play	\$ 1,798.00	\$ 44.95		3	69	\$ 5,394.00	n/a															
23	Other					1,070																	
24	<b>Mountain Course</b>																						
26	Non-resident Peak	\$ 90.00	\$ 90.00	12.50%		4,142	\$ 659,025.50	\$ 90.00	\$ 90.00	0.00%	4,142	\$ 281,448.90	Reduced rates based on month, day, and time of day (\$61-\$90)	\$ 281,448.90	Rates unchanged, therefore, demand unchanged.	\$							
27	Resident Peak	\$ 55.00	\$ 55.00	7.84%		6,692	\$ 232,105.80	\$ 55.00	\$ 55.00	0.00%	6,692	\$ 292,105.80	Reduced rates based on month, day, and time of day (\$42-\$55)	\$ 292,105.80	Rates unchanged, therefore, demand unchanged.	\$							
28	Guest Peak	\$ 71.00	\$ 71.00	7.58%		1,676	\$ 92,012.40	\$ 71.00	\$ 71.00	0.00%	1,676	\$ 92,012.40	Reduced rates based on month, day, and time of day (\$51-\$71)	\$ 92,012.40	Rates unchanged, therefore, demand unchanged.	\$							
29	10 Play Pass	\$ 414.00	\$ 41.40	2.22%		292	\$ 14,076.00	\$ 450.00	\$ 45.00	8.70%	28	\$ 12,600.00	Decreased demand due to Rate pressure offset by elimination of 30 & 40 Play passes	\$ 14,076.00	Decreased demand due to Rate pressure offset by elimination of 30 & 40 Play passes	\$							
30	20 Play Pass	\$ 780.00	\$ 39.00			153	\$ 6,240.00	\$ 850.00	\$ 42.50	8.97%	10	\$ 8,500.00	Decreased demand due to Rate pressure offset by elimination of 30 & 40 Play passes	\$ 8,500.00	Decreased demand due to Rate pressure offset by elimination of 30 & 40 Play passes	\$							
31	30 Play Pass	\$ 1,096.00	\$ 36.53			15	\$ 1,096.00	n/a															
32	40 Play Pass	\$ 1,364.00	\$ 34.10			215	\$ 8,184.00	n/a															
33	AYCP Individual	\$ 1,637.00	\$ 25.18	89.25%		124	\$ 4,911.00	\$ 1,751.00	\$ 26.94	6.96%	3	\$ 5,253.00	As with CH, MC AYCP should not see any negative demand from rate pressure of 6.9%	\$ 5,253.00	Increase in rate will not affect demand	\$							
34	AYCP Couples						\$ 2,714.00	\$ 41.75			5	\$ 13,570.00	Reintroduction of Mountain Course only AYCP Couples @ 155 of individual just as CH, Championship AYCP Couples would also be inclusive of Mountain Course.	\$ 13,570.00	2022 data supports increased demand for couples pass.	\$							
35	AYCP Nine Hole Pass	\$ 1,118.00	\$ 17.20	86.33%			\$ 1,185.00	\$ 18.23	5.99%		15	\$ 17,775.00	Increase in rate is unlikely to reduce demand (Mountain Niners provide primary demand)	\$ 17,775.00	Increase in rate is unlikely to reduce demand (Mountain Niners provide primary demand)	\$							
36	10 Play Nine Hole	\$ 283.00	\$ 28.30	4.81%		765	\$ 25,470.00	\$ 308.00	\$ 30.80	8.83%	80	\$ 24,640.00	High increase in rate is offset by elimination of 30 & 40 Play PM options and supported by Niners base	\$ 29,568.00	High increase in rate is offset by elimination of 30 & 40 Play PM options and supported by Niners base	\$							
22	<b>Guest of Picture Pass Holder</b>																						
24	<b>TIME OF DAY</b>																						
25		<b>Open - 2 (Prime Time)</b>		<b>2-4 (Twilight)</b>		<b>After 4 (Super Twilight)</b>		<b>After 5:30 (Super Twilight 9-Holes)</b>															
26		<b>Mon-Thu (&amp; holidays)</b>	<b>Fri-Sun (&amp; holidays)</b>	<b>Mon-Thu (&amp; holidays)</b>	<b>Fri-Sun (&amp; holidays)</b>	<b>Mon-Thu (&amp; holidays)</b>	<b>Fri-Sun (&amp; holidays)</b>	<b>Mon-Thu (&amp; holidays)</b>	<b>Fri-Sun (&amp; holidays)</b>	<b>Mon-Thu (&amp; holidays)</b>	<b>Fri-Sun (&amp; holidays)</b>												

2025 Mountain Course Daily rates **PROPOSED**

**18 HOLES** | **9 HOLES**

**Non-Picture Pass Holder**

Rental Clubs - \$60/18 holes and \$40 for 9 holes

Mountain Course INCLINE VILLAGE LAKE TAHOE	Time of Day					
	Open - 2 (Prime Time)		2-5 (Mid-Day)		After 5pm	
	Mon-Thu	Fri-Sun (& holidays)	Mon-Thu	Fri-Sun (& holidays)	Mon-Thu	Fri-Sun (& holidays)
Open - June 8th	\$65	\$70	\$55	\$65	\$45	\$50
June 9th - Closing	\$90	\$95	\$85	\$90	\$50	\$55
<i>all rates include shared cart</i>						

Mountain Course INCLINE VILLAGE LAKE TAHOE	Time of Day					
	Open - 2 (Prime Time)		2-5 (Mid-Day)		After 5 (9holes Twilight)	
	Mon-Thu	Fri-Sun (& holidays)	Mon-Thu	Fri-Sun (& holidays)	Mon-Thu	Fri-Sun (& holidays)
Open - June 8th	\$45	\$50	\$40	\$45	\$35	\$40
June 9th - Closing	\$55	\$60	\$50	\$55	\$40	\$45
<i>all rates include shared cart</i>						

Rider Fee - \$35 for 18 holes and \$20 for 9 holes

Holidays: Memorial Day - Mon. May 26th

Holidays: July 4th- Tu/We/Th July 1st-3rd | Labor Day- Mon. Sept. 1st

**Picture Pass Holder**

Mountain Course INCLINE VILLAGE LAKE TAHOE	Time of Day					
	Open - 2 (Prime Time)		2-5 (Mid-Day)		After 5pm	
	Mon-Thu	Fri-Sun (& holidays)	Mon-Thu	Fri-Sun (& holidays)	Mon-Thu	Fri-Sun (& holidays)
Open - June 8th	\$45	\$50	\$40	\$45	\$35	\$40
June 9th - Closing	\$55	\$60	\$45	\$55	\$40	\$45
<i>all rates include shared cart</i>						

Mountain Course INCLINE VILLAGE LAKE TAHOE	Time of Day					
	Open - 2 (Prime Time)		2-5 (Mid-Day)		After 5 (9 holes Twilight)	
	Mon-Thu	Fri-Sun (& holidays)	Mon-Thu	Fri-Sun (& holidays)	Mon-Thu	Fri-Sun (& holidays)
Open - June 8th	\$30	\$40	\$30	\$35	\$25	\$30
June 9th - Closing	\$35	\$45	\$35	\$40	\$30	\$35
<i>all rates include shared cart</i>						

Holidays: Memorial Day - Mon. May 26th

Holidays: July 4th- Tu/We/Th July 1st-3rd | Labor Day- Mon. Sept. 1st

**Guest of Picture Pass Holder**

Mountain Course INCLINE VILLAGE LAKE TAHOE	Time of Day					
	Open - 2 (Prime Time)		2-5 (Mid-Day)		After 5pm	
	Mon-Thu	Fri-Sun (& holidays)	Mon-Thu	Fri-Sun (& holidays)	Mon-Thu	Fri-Sun (& holidays)
Open - June 8th	\$55	\$60	\$45	\$55	\$40	\$45
June 9th - Closing	\$70	\$75	\$65	\$70	\$45	\$50
<i>all rates include shared cart</i>						

Mountain Course INCLINE VILLAGE LAKE TAHOE	Time of Day					
	Open - 2 (Prime Time)		2-5 (Mid-Day)		After 5 (9holes Twilight)	
	Mon-Thu	Fri-Sun (& holidays)	Mon-Thu	Fri-Sun (& holidays)	Mon-Thu	Fri-Sun (& holidays)
Open - June 8th	\$35	\$45	\$35	\$40	\$30	\$35
June 9th - Closing	\$45	\$50	\$40	\$45	\$35	\$40
<i>all rates include shared cart</i>						

Holidays: Memorial Day - Mon. May 26th

Holidays: July 4th- Tu/We/Th July 1st-3rd | Labor Day- Mon. Sept. 1st

## Historical Play Pass Rates

### SHEET 5    PLAY PASS    RATES

# Sold	2020	Increase	%	# Sold	Increase	%	
	Play Pass CHAMP				Play Pass MT		
16	AYCP	\$ 2,695.00		18	AYCP	\$ 715.00	
21	AYCP CPLS	\$ 4,345.00		18	AYCP CPLS	\$ 1,100.00	
104	10 play	\$ 792.00		17	10 play	\$ 385.00	
42	20 play	\$ 1,430.00					
9	LIMITED	\$ 2,145.00					
8	LIMITED CPLS	\$ 3,355.00					
19	AYCP PM	\$ 1,100.00		5	AYCP PM	\$ 495.00	
	2021				2021		
	Play Pass CHAMP				Play Pass MT		
20	AYCP	\$ 2,965.00	10%	15	AYCP	\$ 787.00	10%
27	AYCP CPLS	\$ 4,780.00	10%	43	AYCP CPLS	\$ 1,210.00	10%
117	10 play	\$ 792.00	0%	21	10 play	\$ 385.00	0%
44	20 play	\$ 1,430.00	0%				
10	LIMITED	\$ 2,360.00	10%				
9	LIMITED CPLS	\$ 3,691.00	10%				
30	AYCP PM	\$ 1,210.00	10%	9	AYCP PM	\$ 545.00	10%
	2022				2022		
	Play Pass CHAMP				Play Pass MT		
27	AYCP	\$ 3,260.00	10%	22	AYCP	\$ 865.00	10%
32	AYCP CPLS	\$ 5,258.00	10%	28	AYCP CPLS	\$ 1,331.00	10%
115	10 play	\$ 831.00	5%	22	10 play	\$ 405.00	5%
51	20 play	\$ 1,500.00	5%	83	10 play 9 hole	\$ 270.00	
10	LIMITED	\$ 2,596.00	10%				
8	LIMITED CPLS	\$ 4,060.00	10%				
34	AYCP PM	\$ 1,270.00	5%	3	AYCP PM	\$ 600.00	10%

## Historical Daily Fee Rates

2023							
Play Pass CHAMP				Play Pass MT			
	AYCP	N/A			AYCP	N/A	
	AYCP CPLS	N/A			AYCP CPLS	N/A	
157	10 play	\$ 890.00	7%	34	10 play	\$ 414.00	2.50%
50	20 play	\$ 1,680.00	12%	8	20 play	\$ 780.00	
26	30 play	\$ 2,370.00		1	30 play	\$ 1,096.00	
21	40 play	\$ 2,960.00		6	40 play	\$ 1,364.00	
14	LIMITED	\$ 3,552.00	35%	3	LIMITED	\$ 1,637.00	
	LIMITED CPLS	N/A			LIMITED CPLS	N/A	
8	AYCP PM	\$ 2,158.00	42%		AYCP PM	N/A	
35	PM 10 play	\$ 546.00		90	10 Play 9 holes	\$ 283.00	5%
15	PM 20 play	\$ 1,028.00		21	20 play 9 holes	\$ 532.00	
2	PM 30 play	\$ 1,446.00		1	30 play 9 holes	\$ 749.00	
3	PM 40 play	\$ 1,798.00		3	40 play 9 holes	\$ 932.00	
				0	Limited 9 holes	\$ 1,118.00	

2024							
Play Pass CHAMP				Play Pass MT			
	AYCP	N/A			AYCP	N/A	
	AYCP CPLS	N/A			AYCP CPLS	N/A	
198	10 play	\$ 900.00	1%	60	10 play	\$ 430.00	4%
75	20 play	\$ 1,700.00	1%	5	20 play	\$ 815.00	4%
	30 play	N/A			30 play	N/A	
	40 play	N/A			40 play	N/A	
45	Season pass 50	\$ 3,600.00	1%	4	Season Pass	\$ 1,800.00	1%
	LIMITED	N/A			LIMITED	N/A	
	LIMITED CPLS	N/A			LIMITED CPLS	N/A	
9	AYCP PM	\$ 2,800.00	25%		AYCP PM	\$ 1,200.00	
5	PM 10 play	\$ 750.00	35%	139	10 Play 9 holes	\$ 300.00	5%
0	PM 20 play	\$ 1,400.00	35%	19	20 play 9 holes	\$ 560.00	5%
					30 play 9 holes	N/A	
					40 play 9 holes	N/A	
				1	Season 9 hole	\$ 1,200.00	7%

2025

Play Pass CHAMP

Season	\$ 3,375.00
Season Cpls	\$ 6,300.00
10 play	\$ 900.00
20 play	\$ 1,700.00
30 play	\$ 2,460.00
Mid Week	\$ 2,625.00
Mid Week cpls	\$ 5,110.00
AYCP PM	\$ 2,790.00
PM 10 play	\$ 750.00
PM 20 play	\$ 1,400.00

Play Pass MT

Season	\$ 1,710.00
Season Cpls	N/A
10 play	\$ 450.00
20 play	\$ 840.00
30 play	N/A
Mid Week	\$ 1,400.00
AYCP PM	\$ 1,200.00
10 Play 9 holes	\$ 300.00
20 play 9 holes	\$ 560.00
30 play 9 holes	N/A
40 play 9 holes	N/A
Season 9 hole	\$ 1,200.00

## SHEET 6 DAILY RATES

2020		Increase	%			Increase	%
CHAMP	Weekday	Weekend		MT	Weekday	Weekend	
Resident	\$ 90.00	\$ 95.00		Resident	\$ 44.00	\$ 48.00	
Guest	\$ 115.00	\$ 120.00		Guest	\$ 54.00	\$ 58.00	
Non Resident	\$ 199.00	\$ 220.00		Non Resident	\$ 70.00	\$ 75.00	

2021							
CHAMP	Weekday	Weekend		MT	Weekday	Weekend	
Resident	\$ 90.00	\$ 95.00	0%	Resident	\$ 44.00	\$ 48.00	0%
Guest	\$ 127.00	\$ 132.00	10%	Guest	\$ 59.00	\$ 64.00	9%
Non Resident	\$ 199.00	\$ 220.00	0%	Non Resident	\$ 70.00	\$ 75.00	0%

2022							
CHAMP	Weekday	Weekend		MT	Weekday	Weekend	
Resident	\$ 96.00	\$ 101.00	7%	Resident	\$ 47.00	\$ 51.00	7%
Guest	\$ 154.00	\$ 168.00	22%	Guest	\$ 61.00	\$ 66.00	4%
Non Resident	\$ 209.00	\$ 229.00	5%	Non Resident	\$ 75.00	\$ 80.00	5%

2023							
CHAMP	Weekday	Weekend		MT	Weekday	Weekend	
Resident	\$ 110.00	\$ 120.00	15%	Resident	\$ 51.00	\$ 55.00	9%
Guest	\$ 168.00	\$ 186.00	9%	Guest	\$ 66.00	\$ 71.00	8%
Non Resident	\$ 226.00	\$ 247.00	9%	Non Resident	\$ 85.00	\$ 90.00	21%

2024							
CHAMP	Weekday	Weekend		MT	Weekday	Weekend	
Resident	\$ 110.00	\$ 120.00	0%	Resident	\$ 55.00	\$ 60.00	8%
Guest	\$ 175.00	\$ 190.00	4%	Guest	\$ 70.00	\$ 75.00	6%
Non Resident	\$ 235.00	\$ 255.00	3%	Non Resident	\$ 90.00	\$ 95.00	6%

2025							
CHAMP	Weekday	Weekend		MT	Weekday	Weekend	
Resident	\$ 110.00	\$ 120.00	0%	Resident	\$ 55.00	\$ 60.00	0%
Guest	\$ 175.00	\$ 190.00	0%	Guest	\$ 70.00	\$ 75.00	0%
Non Resident	\$ 235.00	\$ 255.00	0%	Non Resident	\$ 90.00	\$ 95.00	0%