

MEMORANDUM

TO: Board of Trustees

THROUGH: Robert Harrison, District General Manager

FROM: Rob Bruce, PGA , Senior Head Golf Professional

SUBJECT: Review and Discuss Historical Financial results of District-Owned Golf Courses (Mountain, and Championship) and possibly Approve the Recommended Rates, Rate Structure and Course Operations for the 2025 Golf Season; Discussion, and Possible Action.
(Requesting Staff Member: Senior Head Golf Professional Rob Bruce)

DATE: March 19, 2025

I. RECOMMENDATION

That the Board of Trustees make a motion to Approve the Rates, Rate Structure and Course Operations for the Mountain, and Championship Golf Courses as recommended for the 2025 Golf Season.

II. BACKGROUND

Attached are the fee rates for both golf courses. The fees were generated using the historical method of developing these fees and are competitive in the marketplace.

III. ALTERNATIVES

That the Board of Trustees provide feedback on the recommended fees and provide direction for staff to revise the recommended rates and return to the Board for reconsideration.

IV. ATTACHMENTS

1. Historical and Proposed Golf Rate Recommendation for 2025 Season


#1 Play Pass Options and Proposed Rates

SHEET 1		PLAY PASS		RATES					
2025 Pass Rates								estimated	2025 sales
Champ			\$ per round	# of Rnds	\$ off HS rate	% off HS rate		#	
10 Play	\$ 900.00	\$ 90.00	10	\$ 30.00	25%		140	\$ 126,000.00	
20 Play	\$ 1,700.00	\$ 85.00	20	\$ 35.00	30%		65	\$ 110,500.00	
30 Play	\$ 2,460.00	\$ 82.00	30	\$ 38.00	32%		5	\$ 12,300.00	
Mid Week Pass	\$ 2,625.00	\$ 75.00	35	\$ 45.00	37%		20	\$ 52,500.00	
Mid Week Pass Cpls	\$ 5,110.00	\$ 73.00	70	\$ 47.00	40%		20	\$ 102,200.00	
Season Pass CH/MT	\$ 3,375.00	\$ 75.00	45	\$ 48.00	40%		40	\$ 135,000.00	
Season Pass Cpls CH/MT	\$ 6,300.00	\$ 70.00	90	\$ 50.00	42%		40	\$ 252,000.00	
PM Season Pass	\$ 2,790.00	\$ 62.00	45	\$ 23.00	27%		10	\$ 27,900.00	
PM 10 play	\$ 750.00	\$ 75.00	10	\$ 10.00	12%		5	\$ 3,750.00	
PM 20 play	\$ 1,400.00	\$ 70.00	20	\$ 15.00	18%		2	\$ 2,800.00	
College pass	\$ 500.00						5	\$ 2,500.00	
Jr Pass	\$ 350.00						10	\$ 3,500.00	
							362		\$ 830,950.00
Mountain							50	\$ 22,500.00	
10 Play	\$ 450.00	\$ 45.00	10	\$ 15.00	25%		2	\$ 1,680.00	
20 play	\$ 840.00	\$ 42.00	20	\$ 18.00	30%		10	\$ 14,000.00	
Mid Week Pass	\$ 1,400.00	\$ 40.00	35	\$ 20.00	32%		10	\$ 17,100.00	
Season Pass	\$ 1,710.00	\$ 38.00	45	\$ 22.00	37%		120	\$ 36,000.00	
10 Play 9 holes	\$ 300.00	\$ 30.00	10	\$ 10.00	25%		18	\$ 10,080.00	
20 play 9 holes	\$ 560.00	\$ 28.00	20	\$ 12.00	30%		1	\$ 1,170.00	
Season Pass 9 holes	\$ 1,170.00	\$ 26.00	45	\$ 14.00	35%		211	\$ 933,480.00	\$ 102,530.00
									\$ 933,480.00


#2 Play Matrix 5 Year History

SHEET 2 PLAY MATRIX																				
Champ		May	June	July	August	September	October	total		Mountain		May	June	July	August	September	October	total		
20	Picture Pass Holder	772	1,448	1,779	1,796	1,565	953	8,313	36%	20	Picture Pass Holder	409	1,778	2,251	2,062	2,033	679	9,212	50%	
	Play Pass	560	1,765	2,215	2,123	1,474	733	8,870	39%	75%	Play Pass	117	644	774	676	530	216	2,957	16%	66%
	Guests of Resident	151	381	593	592	457	223	2,397	11%		Guests of Resident	80	331	547	497	413	94	1,962	11%	
	Non- Resident	79	355	730	627	629	330	2,750	12%		Non- Resident	72	521	903	884	929	315	3,624	20%	
	Other	65	125	151	131	162	89	468	2%		Other	23	116	112	85	219	12	567	3%	
	total	1627	4,074	5,468	5,269	4,287	2,328	22,798			Total	701	3,390	4,587	4,204	4,124	1,316	18,322	100%	41,120 total rnds
Pass Sales	\$ 659,447.11									Pass Sales	\$ 53,193.55									
Gm Fees	\$ 1,904,966.12									Gm Fees	\$ 733,541.35									
Fiscal	\$ 2,638,507.47																			
21	Picture Pass Holder	665	1,549	1,834	1,267	1,097	635	7,047	32%	21	Picture Pass Holder	403	1,777	2,063	1,345	1,012	286	6886	42%	
	Play Pass	611	2,080	1,964	1,544	1,269	588	8,056	37%	69%	Play Pass	164	992	1,001	703	678	170	3,708	22%	64%
	Guests of Resident	134	452	650	426	375	171	2,208	10%		Guests of Resident	51	337	468	333	218	57	1,464	9%	
	Non- Resident	315	933	1,050	693	876	196	4,063	19%		Non- Resident	232	1,149	1,195	784	484	112	3,956	24%	
	Other	68	242	62	44	25	27	468	2%		Other	17	89	119	77	193	2	497	3%	
	total	1793	5,256	5,560	3,974	3,642	1,617	21,842	100%		total	867	4,344	4,846	3,242	2,585	627	16,511	100%	38,353 total rnds
Pass Sales	\$ 344,196.55									Pass Sales	\$ 26,569.33									
Gm Fees	\$ 1,436,277.50									Gm Fees	\$ 506,635.30									
Fiscal	\$ 1,942,912.80									Season	\$ 1,904,395.65									
22	Picture Pass Holder	755	1,179	1,722	1,388	983	725	6752	29%	22	Picture Pass Holder	396	1,313	1,817	1,677	1,235	354	6792	40%	
	Play Pass	803	1,822	1,947	1,870	1,143	668	8253	36%	65%	Play Pass	195	744	852	920	706	156	3573	21%	62%
	Guests of Resident	136	309	654	517	353	180	2149	9%		Guests of Resident	176	395	538	553	308	42	2012	12%	
	Non- Resident	545	1,065	1,048	1,003	1,266	366	5293	23%		Non- Resident	184	950	1,054	1,060	705	175	4128	25%	
	Other	62	241	62	31	119	32	547	2%		Other	12	51	99	80	66	17	325	2%	
	total	2301	4,616	5,433	4,809	3,864	1,971	22994	100%		total	963	3453	4360	4290	3020	744	16830	100%	39824 total rnds
Pass Sales	\$ 696,137.28									Pass Sales	\$ 88,830.14									
Gm Fees	\$ 1,657,954.10									Gm Fees	\$ 579,161.80									
Fiscal	\$ 2,237,115.90									Season	\$ 2,273,175.05									
23	Picture Pass Holder	451	1,528	1,906	1,710	1,204	734	7,533	33%	23	Picture Pass Holder	0	1,235	2,055	1,870	963	428	6551	43%	
	Play Pass	176	1,387	1,637	1,725	955	411	6291	28%	61%	Play Pass	0	303	715	737	379	215	2349	15%	58%
	Guests of Resident	75	331	698	711	437	143	2395	11%		Guests of Resident	0	261	609	530	214	56	1670	11%	
	Non- Resident	92	962	1,145	1,093	1,256	414	4962	22%		Non- Resident	0	720	1,336	1,161	614	199	4030	26%	
	Other	46	323	344	324	316	101	1454	6%		Other	0	105	208	173	88	45	619	4%	
	Utilization	75%	73%	86%	81%	73%	64%	22,635	100%		Utilization	0%	56%	75%	72%	61%	52%	15219	100%	37,854 total rnds
Pass Sales	\$ 332,890.21									Pass Sales	\$ 58,352.06									
Gm Fees	\$ 2,303,670.78									Gm Fees	\$ 772,283.67									
Fiscal	\$ 3,075,954.45			Total usage	75%					Season	\$ 2,668,513.89				Total usage	63%				
24	Picture Pass Holder	1,323	1,500	1,871	1,596	1,008	810	8,108	31%	24	Picture Pass Holder	373	1,712	1,821	1,777	1,255	505	7443	41%	
	Play Pass	395	1,320	1,669	1,767	1,085	483	6719	26%	57%	Play Pass	61	760	718	606	331	147	2623	15%	56%
	Guests of Resident	184	382	802	732	369	185	2654	10%		Guests of Resident	98	330	611	571	351	69	2030	11%	
	Non- Resident	513	874	1,571	1,458	1,522	612	6550	25%		Non- Resident	155	941	1,672	1,537	882	284	5471	30%	
	Other	304	805	249	172	331	196	2057	8%		Other	28	119	90	109	61	35	442	2%	
	Utilization	57%	76%	82%	81%	74%	63%	26,088	100%		Utilization	53%	64%	73%	68%	57%	45%	18009	100%	44,097 total rnds
Pass Sales	\$ 682,181.33									Pass Sales	\$ 73,472.85									
Gm Fees	\$ 1,614,187.16									Gm Fees	\$ 751,003.63									
Fiscal	\$ 2,365,190.79			Total usage	72%					Season	\$ 3,319,425.61				Total usage	60%				


2025 CHAMPIONSHIP COURSE -- Daily Rates **PROPOSED**

Non-Picture Pass Holder								
 CHAMPIONSHIP COURSE INCLINE VILLAGE LAKE TAHOE Sept 22nd - Closing	TIME OF DAY							
	Open - 2 (Prime Time)		2-4 (Twilight)		After 4 (Super Twilight)		After 5:30	
	Mon-Thu	Fri-Sun (& holidays)	Mon-Thu	Fri-Sun (& holidays)	Mon-Thu	Fri-Sun (& holidays)	Mon-Thu	Fri-Sun (& holidays)
	\$150	\$170	\$115	\$130	\$70	\$80	\$45	\$50
J	\$235	\$255	\$175	\$190	\$115	\$120	\$50	\$55
Sept 22nd - Closing	\$170	\$185	\$125	\$145	\$75	\$85	\$50	\$55
all rates include shared cart								

Club Rentals - \$85.00
 Rider Fee - \$35 per person
 * Holiday pricing for Non-Residents based on availability/demand
 Holidays: Memorial Day - Mon. May 26th
 Holidays: July 4th- Tu/We/Th July 1st-3rd | Labor Day- Mon. Sept. 1st
 Holidays: None


Picture Pass Holder								
 CHAMPIONSHIP COURSE INCLINE VILLAGE LAKE TAHOE Sept 22nd - Closing	TIME OF DAY							
	Open - 2 (Prime Time)		2-4 (Twilight)		After 4 (Super Twilight)		After 5:30	
	Mon-Thu	Fri-Sun (& holidays)	Mon-Thu	Fri-Sun (& holidays)	Mon-Thu	Fri-Sun (& holidays)	Mon-Thu	Fri-Sun (& holidays)
	\$75	\$85	\$55	\$65	\$40	\$45	\$30	\$35
J	\$110	\$120	\$80	\$85	\$50	\$60	\$35	\$40
Sept 22nd - Closing	\$85	\$90	\$70	\$75	\$40	\$50	\$35	\$40
all rates include shared cart								

Holidays: Memorial Day - Mon. May 26th
 Holidays: July 4th- Tu/We/Th July 1st-3rd | Labor Day- Mon. Sept. 1st
 Holidays: None

Guest of Picture Pass Holder								
 CHAMPIONSHIP COURSE INCLINE VILLAGE LAKE TAHOE Sept 22nd - Closing	TIME OF DAY							
	Open - 2 (Prime Time)		2-4 (Twilight)		After 4 (Super Twilight)		After 5:30	
	Mon-Thu	Fri-Sun (& holidays)	Mon-Thu	Fri-Sun (& holidays)	Mon-Thu	Fri-Sun (& holidays)	Mon-Thu	Fri-Sun (& holidays)
	\$110	\$130	\$85	\$100	\$55	\$65	\$35	\$40
J	\$175	\$190	\$125	\$135	\$85	\$90	\$45	\$50
Sept 22nd - Closing	\$125	\$140	\$90	\$100	\$55	\$60	\$45	\$50
all rates include shared cart								

Holidays: Memorial Day - Mon. May 26th
 Holidays: July 4th- Tu/We/Th July 1st-3rd | Labor Day- Mon. Sept. 1st
 Holidays: None

#3 Championship Course Proposed Rates 2025

2023 Season															2024 Season (Staff Projections)					Scenario A: Estimated Demand		U	V
Rate	Per Round	Change %	Sold	Rounds Played ⁶	Revenue ⁶	Staff Recommended Rate	Per Round	Change %	Staff Projected Sold	Staff Projected Revenue ⁷	Notes	Utilization constant; independent projection of rate and pass change impact	Notes	Utilit									
18	AYCP College	\$ 499.00	\$ 7.68	5.05%	5	83	\$ 2,495.00	n/a															
19	PM 10 Play	\$ 546.00	\$ 54.60		35	304	\$ 19,110.00	n/a															
20	PM 20 Play	\$ 1,028.00	\$ 51.40		15	273	\$ 15,420.00	n/a															
21	PM 30 Play	\$ 1,446.00	\$ 48.20		2	52	\$ 2,892.00	n/a															
22	PM 40 Play	\$ 1,798.00	\$ 44.95		3	69	\$ 5,394.00	n/a															
23	Other					1,070																	
24	Mountain Course																						
26	Non-resident Peak	\$ 90.00	\$ 90.00	12.50%		4,142	\$ 659,025.50	\$ 90.00	\$ 90.00	0.00%	4,142	\$ 281,448.90	Reduced rates based on month, day, and time of day (\$61-\$90)	\$ 281,448.90	Rates unchanged, therefore, demand unchanged.	\$							
27	Resident Peak	\$ 55.00	\$ 55.00	7.84%		6,692	\$ 232,105.80	\$ 55.00	\$ 55.00	0.00%	6,692	\$ 232,105.80	Reduced rates based on month, day, and time of day (\$42-\$55)	\$ 232,105.80	Rates unchanged, therefore, demand unchanged.	\$							
28	Guest Peak	\$ 71.00	\$ 71.00	7.58%		1,676	\$ 92,012.40	\$ 71.00	\$ 71.00	0.00%	1,676	\$ 92,012.40	Reduced rates based on month, day, and time of day (\$51-\$71)	\$ 92,012.40	Rates unchanged, therefore, demand unchanged.	\$							
29	10 Play Pass	\$ 414.00	\$ 41.40	2.22%		292	\$ 14,076.00	\$ 450.00	\$ 45.00	8.70%	28	\$ 12,600.00	Decreased demand due to Rate pressure offset by elimination of 30 & 40 Play passes	\$ 14,076.00	Decreased demand due to Rate pressure offset by elimination of 30 & 40 Play passes	\$							
30	20 Play Pass	\$ 780.00	\$ 39.00			153	\$ 6,240.00	\$ 850.00	\$ 42.50	8.97%	10	\$ 8,500.00	Decreased demand due to Rate pressure offset by elimination of 30 & 40 Play passes	\$ 8,500.00	Decreased demand due to Rate pressure offset by elimination of 30 & 40 Play passes	\$							
31	30 Play Pass	\$ 1,096.00	\$ 36.53			15	\$ 1,096.00	n/a															
32	40 Play Pass	\$ 1,364.00	\$ 34.10			215	\$ 8,184.00	n/a															
33	AYCP Individual	\$ 1,637.00	\$ 25.18	89.25%		124	\$ 4,911.00	\$ 1,751.00	\$ 26.94	6.96%	3	\$ 5,253.00	As with CH, MC AYCP should not see any negative demand from rate pressure of 6.9%	\$ 5,253.00	Increase in rate will not affect demand	\$							
34	AYCP Couples						\$ 2,714.00	\$ 41.75			5	\$ 13,570.00	Reintroduction of Mountain Course only AYCP Couples @ 155 of individual just as CH, Championship AYCP Couples would also be inclusive of Mountain Course.	\$ 13,570.00	2022 data supports increased demand for couples pass.	\$							
35	AYCP Nine Hole Pass	\$ 1,118.00	\$ 17.20	86.33%			\$ 1,185.00	\$ 18.23	5.99%		15	\$ 17,775.00	Increase in rate is unlikely to reduce demand (Mountain Niners provide primary demand)	\$ 17,775.00	High increase in rate is offset by elimination of 30 & 40 Play PM options and supported by Niners base	\$							
36	10 Play Nine Hole	\$ 283.00	\$ 28.30	4.81%		765	\$ 25,470.00	\$ 308.00	\$ 30.80	8.83%	80	\$ 24,640.00	High increase in rate is offset by elimination of 30 & 40 Play PM options and supported by Niners base	\$ 29,568.00	High increase in rate is offset by elimination of 30 & 40 Play PM options and supported by Niners base	\$							
22	Guest of Picture Pass Holder																						
24	TIME OF DAY																						
25		Open - 2 (Prime Time)		2-4 (Twilight)		After 4 (Super Twilight)		After 5:30 (Super Twilight 9-Holes)															
26		Mon-Thu (& holidays)	Fri-Sun (& holidays)	Mon-Thu (& holidays)	Fri-Sun (& holidays)	Mon-Thu (& holidays)	Fri-Sun (& holidays)	Mon-Thu (& holidays)	Fri-Sun (& holidays)														

2025 Mountain Course Daily rates **PROPOSED**

18 HOLES | **9 HOLES**

Non-Picture Pass Holder

Rental Clubs - \$60/18 holes and \$40 for 9 holes

Mountain Course INCLINE VILLAGE LAKE TAHOE	Time of Day					
	Open - 2 (Prime Time)		2-5 (Mid-Day)		After 5pm	
	Mon-Thu	Fri-Sun (& holidays)	Mon-Thu	Fri-Sun (& holidays)	Mon-Thu	Fri-Sun (& holidays)
Open - June 8th	\$65	\$70	\$55	\$65	\$45	\$50
June 9th - Closing	\$90	\$95	\$85	\$90	\$50	\$55
<i>all rates include shared cart</i>						

Mountain Course INCLINE VILLAGE LAKE TAHOE	Time of Day					
	Open - 2 (Prime Time)		2-5 (Mid-Day)		After 5 (9holes Twilight)	
	Mon-Thu	Fri-Sun (& holidays)	Mon-Thu	Fri-Sun (& holidays)	Mon-Thu	Fri-Sun (& holidays)
Open - June 8th	\$45	\$50	\$40	\$45	\$35	\$40
June 9th - Closing	\$55	\$60	\$50	\$55	\$40	\$45
<i>all rates include shared cart</i>						

Rider Fee - \$35 for 18 holes and \$20 for 9 holes

Holidays: Memorial Day - Mon. May 26th

Holidays: July 4th- Tu/We/Th July 1st-3rd | Labor Day- Mon. Sept. 1st

Picture Pass Holder

Mountain Course INCLINE VILLAGE LAKE TAHOE	Time of Day					
	Open - 2 (Prime Time)		2-5 (Mid-Day)		After 5pm	
	Mon-Thu	Fri-Sun (& holidays)	Mon-Thu	Fri-Sun (& holidays)	Mon-Thu	Fri-Sun (& holidays)
Open - June 8th	\$45	\$50	\$40	\$45	\$35	\$40
June 9th - Closing	\$55	\$60	\$45	\$55	\$40	\$45
<i>all rates include shared cart</i>						

Mountain Course INCLINE VILLAGE LAKE TAHOE	Time of Day					
	Open - 2 (Prime Time)		2-5 (Mid-Day)		After 5 (9 holes Twilight)	
	Mon-Thu	Fri-Sun (& holidays)	Mon-Thu	Fri-Sun (& holidays)	Mon-Thu	Fri-Sun (& holidays)
Open - June 8th	\$30	\$40	\$30	\$35	\$25	\$30
June 9th - Closing	\$35	\$45	\$35	\$40	\$30	\$35
<i>all rates include shared cart</i>						

Holidays: Memorial Day - Mon. May 26th

Holidays: July 4th- Tu/We/Th July 1st-3rd | Labor Day- Mon. Sept. 1st

Guest of Picture Pass Holder

Mountain Course INCLINE VILLAGE LAKE TAHOE	Time of Day					
	Open - 2 (Prime Time)		2-5 (Mid-Day)		After 5pm	
	Mon-Thu	Fri-Sun (& holidays)	Mon-Thu	Fri-Sun (& holidays)	Mon-Thu	Fri-Sun (& holidays)
Open - June 8th	\$55	\$60	\$45	\$55	\$40	\$45
June 9th - Closing	\$70	\$75	\$65	\$70	\$45	\$50
<i>all rates include shared cart</i>						

Mountain Course INCLINE VILLAGE LAKE TAHOE	Time of Day					
	Open - 2 (Prime Time)		2-5 (Mid-Day)		After 5 (9holes Twilight)	
	Mon-Thu	Fri-Sun (& holidays)	Mon-Thu	Fri-Sun (& holidays)	Mon-Thu	Fri-Sun (& holidays)
Open - June 8th	\$35	\$45	\$35	\$40	\$30	\$35
June 9th - Closing	\$45	\$50	\$40	\$45	\$35	\$40
<i>all rates include shared cart</i>						

Holidays: Memorial Day - Mon. May 26th

Holidays: July 4th- Tu/We/Th July 1st-3rd | Labor Day- Mon. Sept. 1st

Historical Play Pass Rates

SHEET 5 PLAY PASS RATES

# Sold	2020	Increase	%	# Sold	Increase	%	
	Play Pass CHAMP				Play Pass MT		
16	AYCP	\$ 2,695.00		18	AYCP	\$ 715.00	
21	AYCP CPLS	\$ 4,345.00		18	AYCP CPLS	\$ 1,100.00	
104	10 play	\$ 792.00		17	10 play	\$ 385.00	
42	20 play	\$ 1,430.00					
9	LIMITED	\$ 2,145.00					
8	LIMITED CPLS	\$ 3,355.00					
19	AYCP PM	\$ 1,100.00		5	AYCP PM	\$ 495.00	
	2021				2021		
	Play Pass CHAMP				Play Pass MT		
20	AYCP	\$ 2,965.00	10%	15	AYCP	\$ 787.00	10%
27	AYCP CPLS	\$ 4,780.00	10%	43	AYCP CPLS	\$ 1,210.00	10%
117	10 play	\$ 792.00	0%	21	10 play	\$ 385.00	0%
44	20 play	\$ 1,430.00	0%				
10	LIMITED	\$ 2,360.00	10%				
9	LIMITED CPLS	\$ 3,691.00	10%				
30	AYCP PM	\$ 1,210.00	10%	9	AYCP PM	\$ 545.00	10%
	2022				2022		
	Play Pass CHAMP				Play Pass MT		
27	AYCP	\$ 3,260.00	10%	22	AYCP	\$ 865.00	10%
32	AYCP CPLS	\$ 5,258.00	10%	28	AYCP CPLS	\$ 1,331.00	10%
115	10 play	\$ 831.00	5%	22	10 play	\$ 405.00	5%
51	20 play	\$ 1,500.00	5%	83	10 play 9 hole	\$ 270.00	
10	LIMITED	\$ 2,596.00	10%				
8	LIMITED CPLS	\$ 4,060.00	10%				
34	AYCP PM	\$ 1,270.00	5%	3	AYCP PM	\$ 600.00	10%

Historical Daily Fee Rates

2023							
Play Pass CHAMP				Play Pass MT			
	AYCP	N/A			AYCP	N/A	
	AYCP CPLS	N/A			AYCP CPLS	N/A	
157	10 play	\$ 890.00	7%	34	10 play	\$ 414.00	2.50%
50	20 play	\$ 1,680.00	12%	8	20 play	\$ 780.00	
26	30 play	\$ 2,370.00		1	30 play	\$ 1,096.00	
21	40 play	\$ 2,960.00		6	40 play	\$ 1,364.00	
14	LIMITED	\$ 3,552.00	35%	3	LIMITED	\$ 1,637.00	
	LIMITED CPLS	N/A			LIMITED CPLS	N/A	
8	AYCP PM	\$ 2,158.00	42%		AYCP PM	N/A	
35	PM 10 play	\$ 546.00		90	10 Play 9 holes	\$ 283.00	5%
15	PM 20 play	\$ 1,028.00		21	20 play 9 holes	\$ 532.00	
2	PM 30 play	\$ 1,446.00		1	30 play 9 holes	\$ 749.00	
3	PM 40 play	\$ 1,798.00		3	40 play 9 holes	\$ 932.00	
				0	Limited 9 holes	\$ 1,118.00	

2024							
Play Pass CHAMP				Play Pass MT			
	AYCP	N/A			AYCP	N/A	
	AYCP CPLS	N/A			AYCP CPLS	N/A	
198	10 play	\$ 900.00	1%	60	10 play	\$ 430.00	4%
75	20 play	\$ 1,700.00	1%	5	20 play	\$ 815.00	4%
	30 play	N/A			30 play	N/A	
	40 play	N/A			40 play	N/A	
45	Season pass 50	\$ 3,600.00	1%	4	Season Pass	\$ 1,800.00	1%
	LIMITED	N/A			LIMITED	N/A	
	LIMITED CPLS	N/A			LIMITED CPLS	N/A	
9	AYCP PM	\$ 2,800.00	25%		AYCP PM	\$ 1,200.00	
5	PM 10 play	\$ 750.00	35%	139	10 Play 9 holes	\$ 300.00	5%
0	PM 20 play	\$ 1,400.00	35%	19	20 play 9 holes	\$ 560.00	5%
					30 play 9 holes	N/A	
					40 play 9 holes	N/A	
				1	Season 9 hole	\$ 1,200.00	7%

2025

Play Pass CHAMP

Season	\$ 3,375.00
Season Cpls	\$ 6,300.00
10 play	\$ 900.00
20 play	\$ 1,700.00
30 play	\$ 2,460.00
Mid Week	\$ 2,625.00
Mid Week cpls	\$ 5,110.00
AYCP PM	\$ 2,790.00
PM 10 play	\$ 750.00
PM 20 play	\$ 1,400.00

Play Pass MT

Season	\$ 1,710.00
Season Cpls	N/A
10 play	\$ 450.00
20 play	\$ 840.00
30 play	N/A
Mid Week	\$ 1,400.00
AYCP PM	\$ 1,200.00
10 Play 9 holes	\$ 300.00
20 play 9 holes	\$ 560.00
30 play 9 holes	N/A
40 play 9 holes	N/A
Season 9 hole	\$ 1,200.00

SHEET 6 DAILY RATES

2020		Increase	%			Increase	%
CHAMP	Weekday	Weekend		MT	Weekday	Weekend	
Resident	\$ 90.00	\$ 95.00		Resident	\$ 44.00	\$ 48.00	
Guest	\$ 115.00	\$ 120.00		Guest	\$ 54.00	\$ 58.00	
Non Resident	\$ 199.00	\$ 220.00		Non Resident	\$ 70.00	\$ 75.00	

2021							
CHAMP	Weekday	Weekend		MT	Weekday	Weekend	
Resident	\$ 90.00	\$ 95.00	0%	Resident	\$ 44.00	\$ 48.00	0%
Guest	\$ 127.00	\$ 132.00	10%	Guest	\$ 59.00	\$ 64.00	9%
Non Resident	\$ 199.00	\$ 220.00	0%	Non Resident	\$ 70.00	\$ 75.00	0%

2022							
CHAMP	Weekday	Weekend		MT	Weekday	Weekend	
Resident	\$ 96.00	\$ 101.00	7%	Resident	\$ 47.00	\$ 51.00	7%
Guest	\$ 154.00	\$ 168.00	22%	Guest	\$ 61.00	\$ 66.00	4%
Non Resident	\$ 209.00	\$ 229.00	5%	Non Resident	\$ 75.00	\$ 80.00	5%

2023							
CHAMP	Weekday	Weekend		MT	Weekday	Weekend	
Resident	\$ 110.00	\$ 120.00	15%	Resident	\$ 51.00	\$ 55.00	9%
Guest	\$ 168.00	\$ 186.00	9%	Guest	\$ 66.00	\$ 71.00	8%
Non Resident	\$ 226.00	\$ 247.00	9%	Non Resident	\$ 85.00	\$ 90.00	21%

2024							
CHAMP	Weekday	Weekend		MT	Weekday	Weekend	
Resident	\$ 110.00	\$ 120.00	0%	Resident	\$ 55.00	\$ 60.00	8%
Guest	\$ 175.00	\$ 190.00	4%	Guest	\$ 70.00	\$ 75.00	6%
Non Resident	\$ 235.00	\$ 255.00	3%	Non Resident	\$ 90.00	\$ 95.00	6%

2025							
CHAMP	Weekday	Weekend		MT	Weekday	Weekend	
Resident	\$ 110.00	\$ 120.00	0%	Resident	\$ 55.00	\$ 60.00	0%
Guest	\$ 175.00	\$ 190.00	0%	Guest	\$ 70.00	\$ 75.00	0%
Non Resident	\$ 235.00	\$ 255.00	0%	Non Resident	\$ 90.00	\$ 95.00	0%