



INCLINE VILLAGE

GENERAL IMPROVEMENT DISTRICT

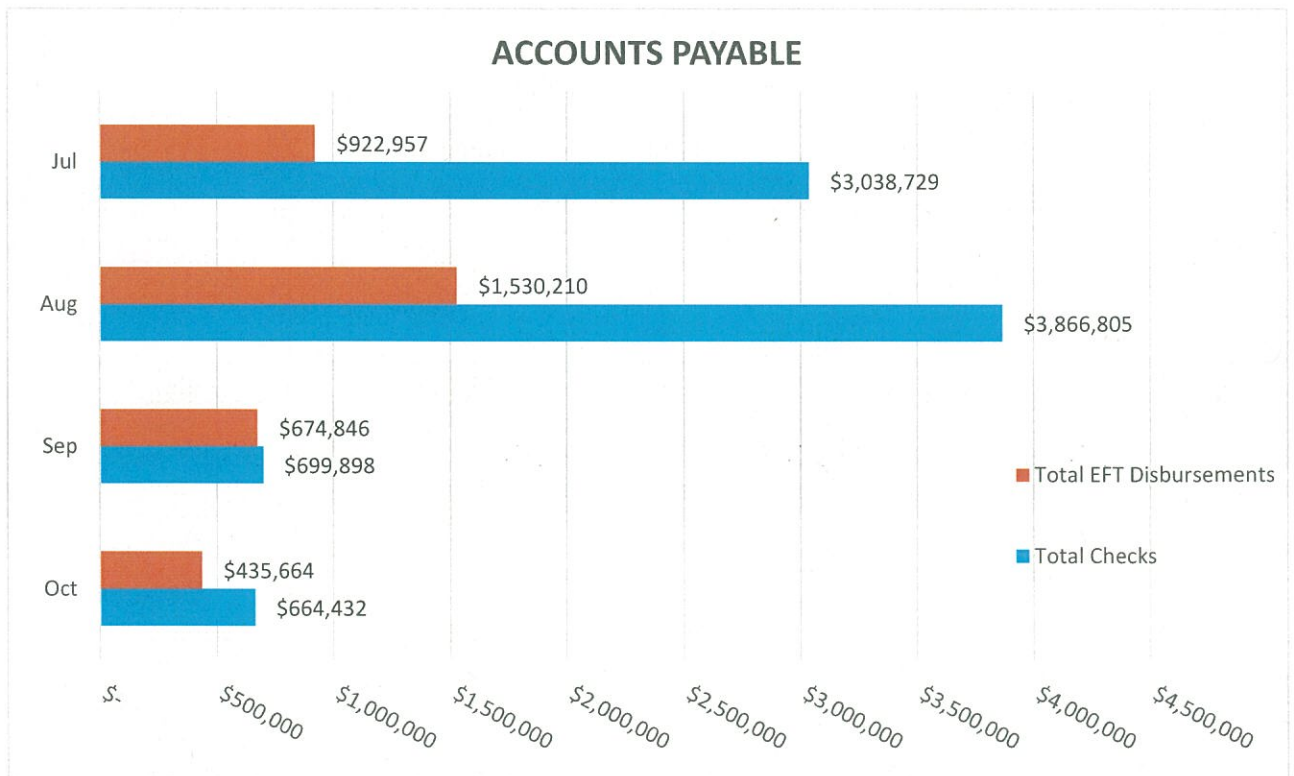
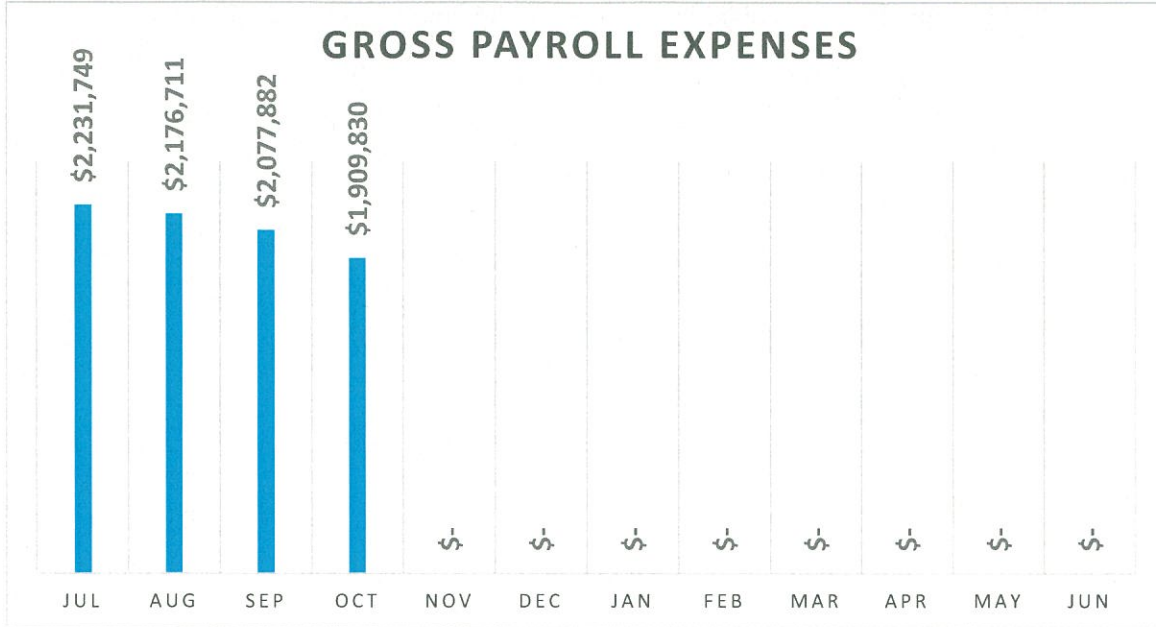


IN THIS REPORT

Expenses	2
YTD Expenses	3
Investments	4
Debt Service	5
Cost Centers	6
Appendix A	7

Monthly Expenses

October 2023



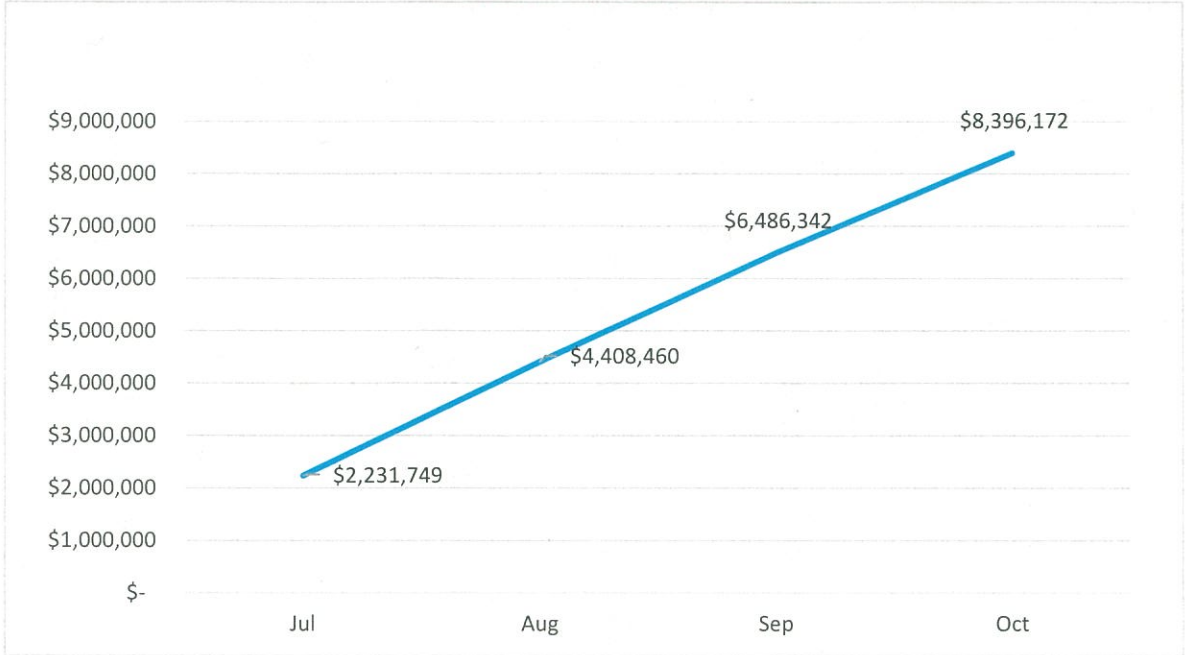
Total October Gross Payroll Expenses	\$	1,909,830
Total October AP EFT Disbursements		435,664
Total October AP Checks		664,432
Total October Payroll and Accounts Payable	\$	3,009,926

See Appendix A for Detail

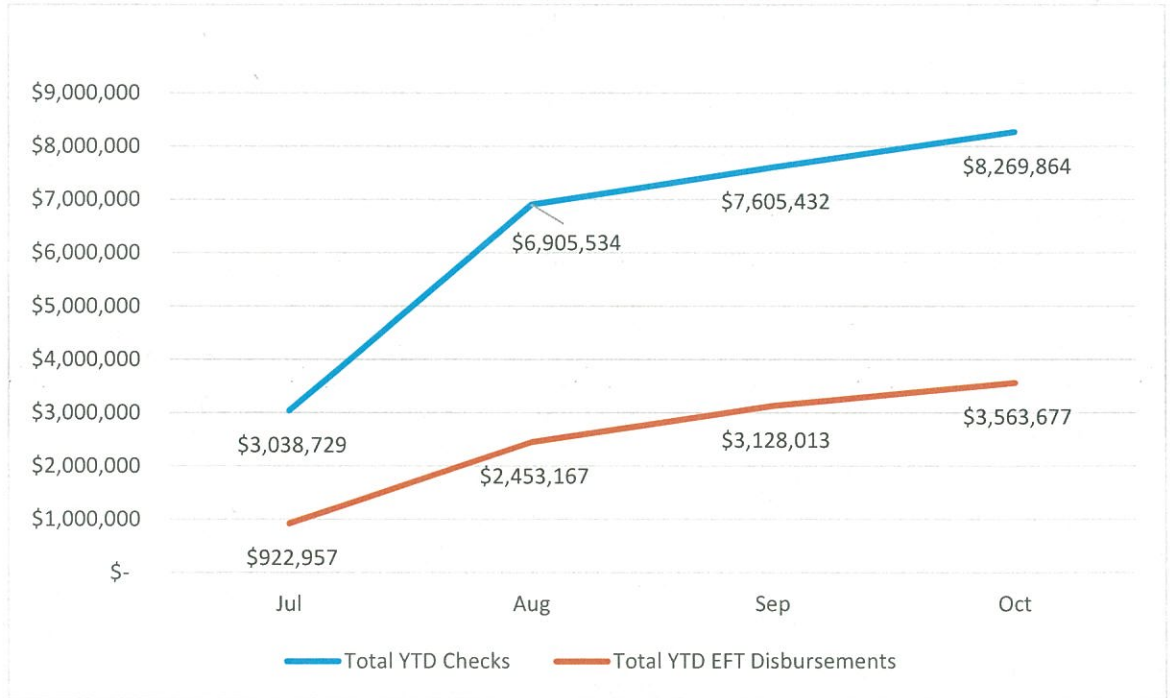
**NOTE: Financial records are not yet closed for the months of July - Oct., 2023
 Reports are subject to change as additional information is available and updated.**

Year-to-Date Expenses Through October 2023

YTD GROSS PAYROLL EXPENSES



YTD ACCOUNTS PAYABLE EXPENSES

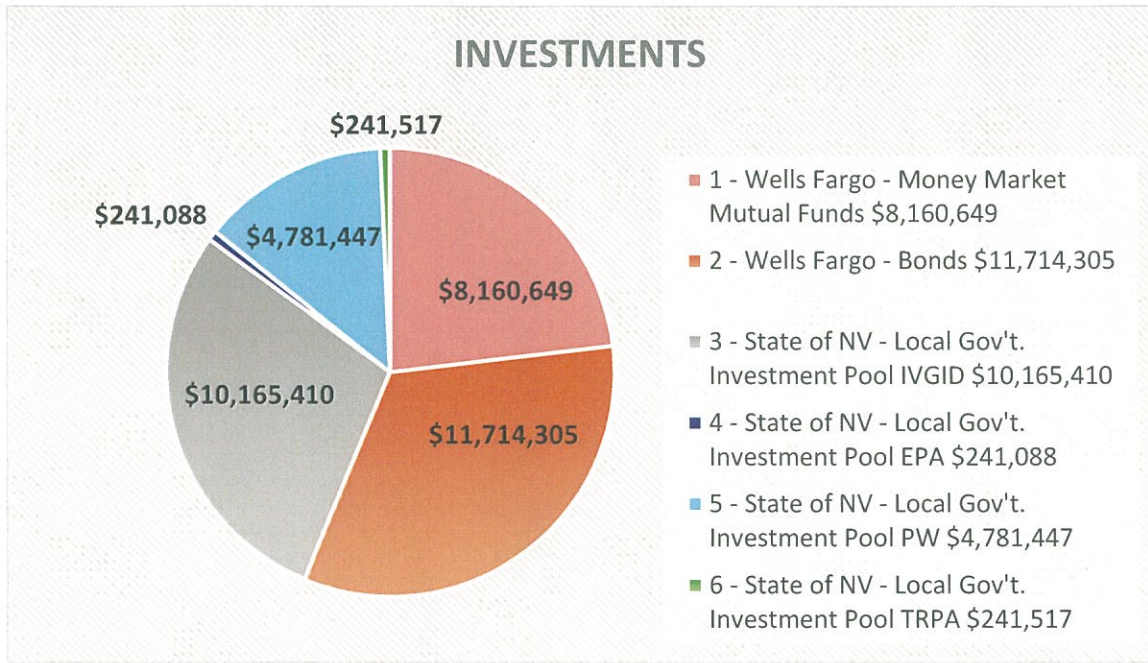


Total YTD Gross Payroll Expenses	\$	8,396,172
Total YTD AP Checks		8,269,864
Total YTD AP EFT Disbursements		3,563,677
Total YTD Payroll and Accounts Payable	\$	20,229,713

**NOTE: Financial records are not yet closed for the months of July - Oct., 2023
Reports are subject to change as additional information is available and updated.**

Investments

October 2023



Total Market Value of Investments: \$ **35,304,416**
Total Monthly Change in Value of Investments: \$ **134,329**

Wells Fargo Bank, NA	Balance	Net Monthly Dividends
Operating Checking	\$ 13,406,487	\$ 39,069
Portion owed to Vets Club	35,856	\$ -
Portion owed to TWSA	167,400	\$ -
Total Wells Fargo Operating Account	13,609,743	\$ 39,069
Flexible Spending Account	1,143	\$ -
Payroll Account (this is a sweep account)	-	\$ -
St. Mary's Health Reimbursement Account	5,911	\$ -
Totals	\$ 13,616,797	\$ 39,069

Total Earnings and Change in Market Value: \$ 134,329
 Total Monthly Dividends 39,069
Total Monthly Change in Value and Dividends \$ **173,398**

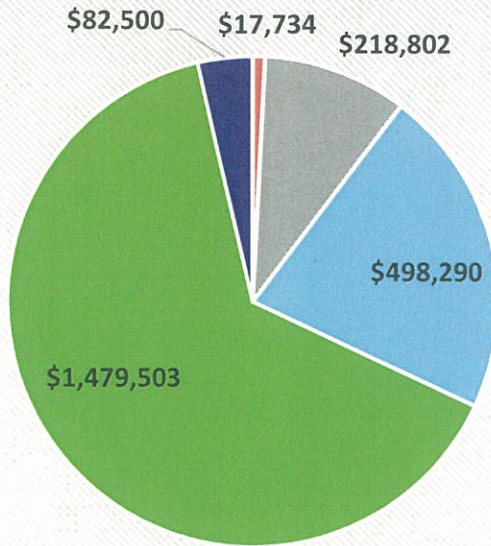
**NOTE: Financial records are not yet closed for the months of July - Oct., 2023
 Reports are subject to change as additional information is available and updated.**

Debt Service

October 2023



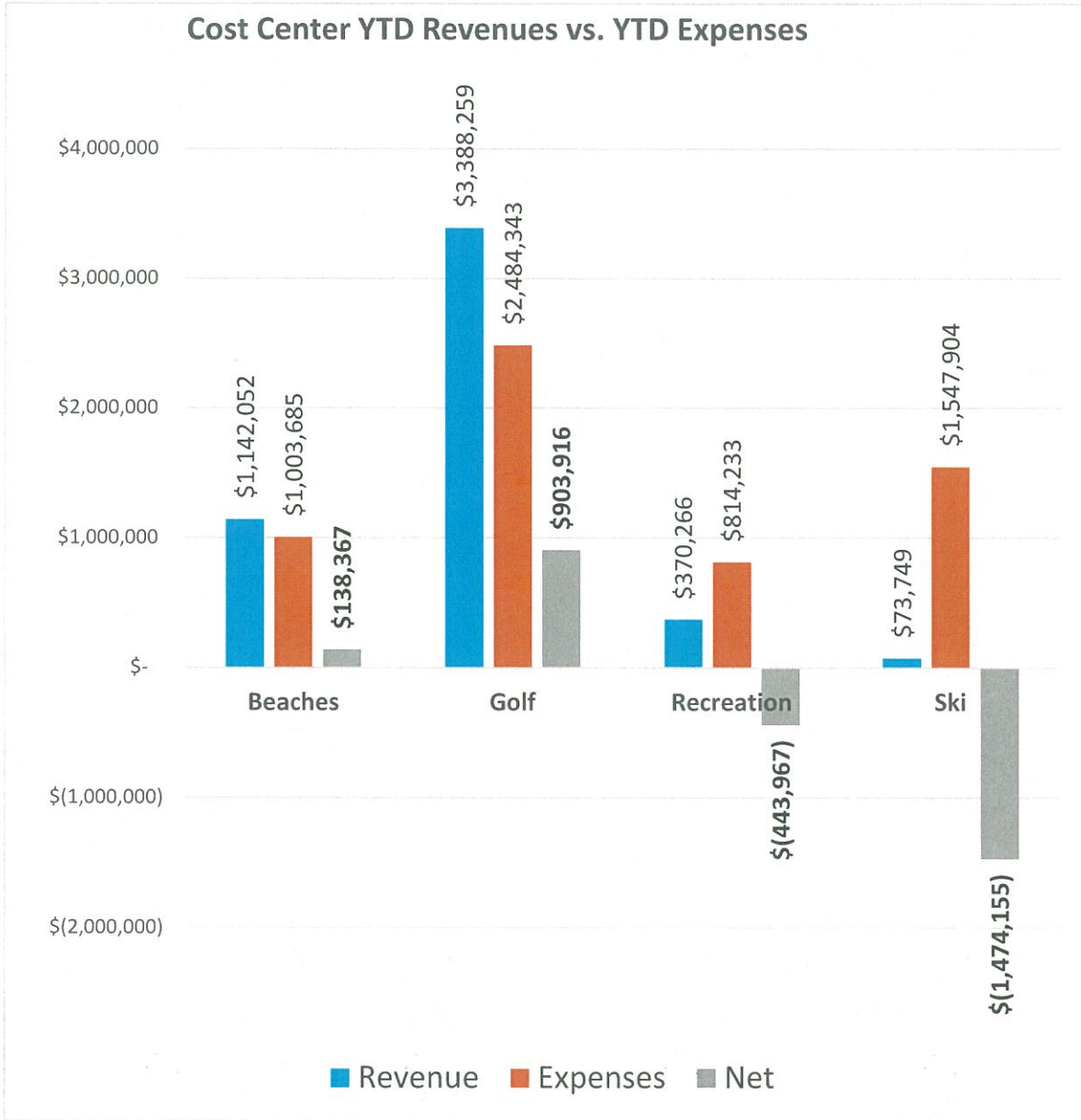
DEBT SERVICE



- Capital Equipment - Installment Purchase Agreement - PNC Equipment Finance, LLC (Golf Carts) \$17,734
- State of NV - Revolving Funds (Drinking Water) - IVGID-1 \$218,802
- State of NV - State Water Pollution Revolving Fund (Water Pollution) - CS32-0404 \$498,290
- State of NV - State Water Pollution Revolving Fund (Drinking Water) - DW1201 \$1,479,503
- State of NV - Clean Water State Revolving Fund Loan Contracts CW2303 and CW2304 (Effluent Pipeline) \$82,500

Debt Service	Maturity Date	Outstanding Debt	Monthly Interest Expense	Next Debt Payment Date	Next Debt Payment Amount
Capital Equipment - Installment Purchase Agreement - PNC Equipment Finance, LLC (Golf Carts) \$17,734	6/30/2024	\$ 17,734	\$ 156	12/1/2023	\$ 2,533
State of NV - Revolving Funds (Drinking Water) - IVGID-1 \$218,802	7/1/2025	\$ 218,802	\$ 562	1/1/2024	\$ 56,824
State of NV - State Water Pollution Revolving Fund (Water Pollution) - CS32-0404 \$498,290	1/1/2026	\$ 498,290	\$ 1,132	1/1/2024	\$ 103,768
State of NV - State Water Pollution Revolving Fund (Drinking Water) -DW1201 \$1,479,503	1/1/2032	\$ 1,479,503	\$ 2,947	1/1/2024	\$ 96,686
State of NV - Clean Water State Revolving Fund Loan Contracts CW2303 and CW2304 (Effluent Pipeline) \$82,500	4/11/2053	\$ 82,500	TBD	TBD	TBD
TOTALS		\$ 2,296,829			

**NOTE: Financial records are not yet closed for the months of July - Oct., 2023
Reports are subject to change as additional information is available and updated.**



Cost Center	YTD Revenues	YTD Expenses	Net
Beaches	\$ 1,142,052	\$ 1,003,685	\$ 138,367
Golf	\$ 3,388,259	\$ 2,484,343	\$ 903,916
Recreation	\$ 370,266	\$ 814,233	\$ (443,967)
Ski	\$ 73,749	\$ 1,547,904	\$ (1,474,155)
TOTALS	\$ 4,974,326	\$ 5,850,165	\$ (875,839)

**NOTE: Financial records are not yet closed for the months of July - Oct., 2023
 Reports are subject to change as additional information is available and updated.**

APPENDIX A

OCTOBER, 2023 - CHECK REGISTER

NOTE: This report is subject to change as the workload in the Finance Dept. is caught up

CHECK NUMBER	CHECK DATE	CHECK TYPE	VENDOR NAME	AMOUNT
7983	10/05/2023	EFT	A-1 National Fire Co / DBA Summit Companies	\$ 292.00
8065	10/25/2023	EFT	Action Industrial Supply Company	67.47
8016	10/12/2023	EFT	Aerzen USA Corp	8,490.75
7984	10/05/2023	EFT	Aetna Behavioral Health, LLC	244.40
7985	10/05/2023	EFT	AHEAD / Kate Lord, LLC	3,734.85
7986	10/05/2023	EFT	AIA Corporation	9,526.00
7987	10/05/2023	EFT	Airgas Inc	58.05
8066	10/25/2023	EFT	Airgas Inc	640.69
7988	10/05/2023	EFT	Airgas National Carbonation	86.69
8067	10/25/2023	EFT	Airgas National Carbonation	363.70
7989	10/05/2023	EFT	Alhambra	35.42
7990	10/05/2023	EFT	Alpine Smith, Inc	68.30
8041	10/19/2023	EFT	Alpine Smith, Inc	94.63
8068	10/25/2023	EFT	Alpine Smith, Inc	514.39
7991	10/05/2023	EFT	ALSCO	895.25
8042	10/19/2023	EFT	ALSCO	1,431.75
8069	10/25/2023	EFT	ALSCO	491.78
7992	10/05/2023	EFT	Alta Vista Janitorial	18,025.00
8017	10/12/2023	EFT	Artistic Fence Co., Inc.	1,984.00
8043	10/19/2023	EFT	Association of Golf Merchandisers	300.00
8044	10/19/2023	EFT	Backflow Technologies LLC	1,127.52
8018	10/12/2023	EFT	BAVS SM-LLC	1,316.00
8045	10/19/2023	EFT	BAVS SM-LLC	1,750.00
8046	10/19/2023	EFT	BAVS SM-LLC	998.00
7993	10/05/2023	EFT	Bently Family Limited Partnership	328.58
8019	10/12/2023	EFT	Bently Family Limited Partnership	306.18
8047	10/19/2023	EFT	Bently Family Limited Partnership	593.72
8070	10/25/2023	EFT	Bently Family Limited Partnership	574.72
8071	10/25/2023	EFT	Bertholf Transportation LLC	617.60
8072	10/25/2023	EFT	Building Control Services, Inc.	4,383.75
8073	10/25/2023	EFT	Capital Beverage, Inc.	833.40
7994	10/05/2023	EFT	CC Cleaning Service, LLC	6,000.00
8020	10/12/2023	EFT	Cisco Air Systems, Inc.	3,834.60
7995	10/05/2023	EFT	Codale Electric Supply	5.13
8074	10/25/2023	EFT	Codale Electric Supply	201.24
8075	10/25/2023	EFT	Dell Marketing LP C/O Dell USA L.P.	2,696.30
7996	10/05/2023	EFT	Doppelmayr USA, Inc.	7,964.90
8048	10/19/2023	EFT	Doppelmayr USA, Inc.	293.69
8049	10/19/2023	EFT	DOWL, LLC	21,015.00
8076	10/25/2023	EFT	DOWL, LLC	14,870.00
8021	10/12/2023	EFT	Environmental Resource Associates	397.60
8077	10/25/2023	EFT	Environmental Resource Associates	923.60
8022	10/12/2023	EFT	EXL Media	5,024.99
8050	10/19/2023	EFT	EXL Media	3,330.60
8031	10/12/2023	EFT	Fire Protection Service Corp	7,485.15
8083	10/25/2023	EFT	Fire Protection Service Corp	65.04
8023	10/12/2023	EFT	First Choice Services	194.60
7997	10/05/2023	EFT	Fitguard, Inc.	608.80
8078	10/25/2023	EFT	Frontier Communications Holdings LLC	88.28
8024	10/12/2023	EFT	Full Circle Compost, LLC	4,373.00
8097	10/25/2023	EFT	GCP WW Holdco LLC	134.98
7998	10/05/2023	EFT	Griswold Industries/dba: CLA-VAL CO	2,845.00
8025	10/12/2023	EFT	Griswold Industries/dba: CLA-VAL CO	429.00
8026	10/12/2023	EFT	Harvey Johnson	372.40
8079	10/25/2023	EFT	Harvey Johnson	303.40

OCTOBER, 2023 - CHECK REGISTER

NOTE: This report is subject to change as the workload in the Finance Dept. is caught up

CHECK NUMBER	CHECK DATE	CHECK TYPE	VENDOR NAME	AMOUNT
8013	10/05/2023	EFT	HD Supply, INC	395.00
8062	10/19/2023	EFT	HD Supply, INC	655.25
7999	10/05/2023	EFT	HercRentals	2,424.96
8027	10/12/2023	EFT	Incline Village Chevron Auto Care & Tire Center	114.27
8080	10/25/2023	EFT	Incline Village Chevron Auto Care & Tire Center	82.34
8000	10/05/2023	EFT	Jacobs Engineering Group Inc	1,560.00
8001	10/05/2023	EFT	Jensen Precast	5,393.00
8002	10/05/2023	EFT	KATHLEEN SHOTWELL	109.39
8051	10/19/2023	EFT	Kelly-Moore Paint Company, Inc.	52.10
8003	10/05/2023	EFT	L&C Cook Specialty Foods, Inc.	1,256.66
8028	10/12/2023	EFT	L&C Cook Specialty Foods, Inc.	472.07
8052	10/19/2023	EFT	L&C Cook Specialty Foods, Inc.	321.09
8004	10/05/2023	EFT	L&M Distribution, Inc.	6,975.34
8029	10/12/2023	EFT	L.A. Perks Plumbing & Heating, Inc.	15,500.00
8057	10/19/2023	EFT	Line-Up Group	13.20
8030	10/12/2023	EFT	Marcus G Faust, PC	5,587.00
8053	10/19/2023	EFT	Matheson Tri-Gas, Inc	236.28
8082	10/25/2023	EFT	Matheson Tri-Gas, Inc	236.28
8054	10/19/2023	EFT	Moss Adams LLP	2,685.00
8032	10/12/2023	EFT	Municipal Maintenance Equipment	3,378.06
8084	10/25/2023	EFT	New West Distributing, Inc.	3,535.85
8033	10/12/2023	EFT	Pacific States Communications of Nevada, Inc.	1,171.84
8085	10/25/2023	EFT	Pape' Trucks Inc. DBA Pape' Kenworth	1,149.39
8055	10/19/2023	EFT	Petzl America, Inc	583.00
8086	10/25/2023	EFT	Petzl America, Inc	14.05
8087	10/25/2023	EFT	Produce Plus	1,832.15
8056	10/19/2023	EFT	Quadient Leasing USA, Inc	69.15
8005	10/05/2023	EFT	Sanity Solutions, Inc	6,340.00
8081	10/25/2023	EFT	SCP Distributors LLC	1,256.51
8058	10/19/2023	EFT	Sierra Electronics	796.00
8006	10/05/2023	EFT	Silver State International	1,972.66
8034	10/12/2023	EFT	Silver State International	39,527.28
8088	10/25/2023	EFT	Silver State International	1,529.20
8089	10/25/2023	EFT	Solenis LLC	5,622.40
8035	10/12/2023	EFT	Specialized Elevator Services Holdings LLC	924.75
8036	10/12/2023	EFT	Sterling Valley Systems DbA:Inntopia	1,774.67
8007	10/05/2023	EFT	Stotz Equipment	451.40
8059	10/19/2023	EFT	Swire Coca Cola USA	156.78
8008	10/05/2023	EFT	Tahoe Supply Company LLC	286.04
8060	10/19/2023	EFT	Tahoe Supply Company LLC	219.81
8090	10/25/2023	EFT	Tahoe Supply Company LLC	439.79
8009	10/05/2023	EFT	Tap Master, Inc	1,475.00
8010	10/05/2023	EFT	TechnoAlpin USA, Inc	123,950.77
8037	10/12/2023	EFT	TechnoAlpin USA, Inc	818.48
8038	10/12/2023	EFT	Thatcher Company of Nevada, Inc	3,761.20
8061	10/19/2023	EFT	Thatcher Company of Nevada, Inc	1,000.00
8091	10/25/2023	EFT	Thatcher Company of Nevada, Inc	1,433.00
8039	10/12/2023	EFT	Thomas Petroleum, LLC	13,703.95
8011	10/05/2023	EFT	Thunderbird Communications	2,018.70
8092	10/25/2023	EFT	Thunderbird Communications	2,495.00
8093	10/25/2023	EFT	ULINE, Inc	1,791.48
8012	10/05/2023	EFT	United Site Services	790.29
8094	10/25/2023	EFT	United Site Services	1,034.00
8063	10/19/2023	EFT	WageWorks, INC	3,576.39
8095	10/25/2023	EFT	WageWorks, INC	12,606.43

OCTOBER, 2023 - CHECK REGISTER

NOTE: This report is subject to change as the workload in the Finance Dept. is caught up

CHECK NUMBER	CHECK DATE	CHECK TYPE	VENDOR NAME	AMOUNT
8014	10/05/2023	EFT	Wedco, Inc.	385.41
8015	10/05/2023	EFT	Western Environmental Laboratory	1,554.70
8040	10/12/2023	EFT	Western Environmental Laboratory	576.30
8064	10/19/2023	EFT	Western Environmental Laboratory	1,371.20
8096	10/25/2023	EFT	Western Environmental Laboratory	589.80
781608	10/19/2023	PRINTED	American Red Cross	84.00
781539	10/05/2023	PRINTED	American Textile & Supply, Inc.	166.70
781567	10/12/2023	PRINTED	American Water Works Assoc.	2,982.00
781538	10/05/2023	PRINTED	Andrea Hoxie	414.00
781566	10/12/2023	PRINTED	Andrea Hoxie	414.00
781540	10/05/2023	PRINTED	Automationdirect.com	142.00
781631	10/25/2023	PRINTED	Automationdirect.com	2,337.50
781568	10/12/2023	PRINTED	Axess Americas INC	8,508.52
781569	10/12/2023	PRINTED	Badger Meter, Inc.	133.65
781541	10/05/2023	PRINTED	Beacon Athletics LLC	993.00
781542	10/05/2023	PRINTED	Billy Knight	1,101.08
781609	10/19/2023	PRINTED	Black Eagle Consulting, Inc.	3,155.75
781543	10/05/2023	PRINTED	Brad Doran	71.00
781570	10/12/2023	PRINTED	Brithany Solis-Hernandez	495.84
781571	10/12/2023	PRINTED	CA State Disbursement Unit	638.76
781632	10/25/2023	PRINTED	CA State Disbursement Unit	319.38
781633	10/25/2023	PRINTED	Casey Tocchetti	459.84
781634	10/25/2023	PRINTED	Champion Chevrolet	11.25
781572	10/12/2023	PRINTED	Charlene Braun	2,600.00
781610	10/19/2023	PRINTED	Charter Communications Holdings,LLC	491.04
781611	10/19/2023	PRINTED	Christopher Glassburn	234.00
781612	10/19/2023	PRINTED	Cinderlite Trucking Corp	2,400.00
781635	10/25/2023	PRINTED	Cinderlite Trucking Corp	307.86
781544	10/05/2023	PRINTED	Cislo & Thomas LLP	3,813.25
781545	10/05/2023	PRINTED	Clean Earth Environmental Solutions, Inc	4,887.87
781613	10/19/2023	PRINTED	Clean Tahoe Program	10,000.00
781546	10/05/2023	PRINTED	Cleveland Golf/SRIXON	4,184.04
781547	10/05/2023	PRINTED	Club Car, LLC	1,014.16
781573	10/12/2023	PRINTED	Creative Coverings	1,009.00
781548	10/05/2023	PRINTED	DirecTV, Inc.	6.25
781614	10/19/2023	PRINTED	DirecTV, Inc.	958.68
781636	10/25/2023	PRINTED	Dom Morelli	300.00
781537	10/05/2023	PRINTED	Douglas County Parks and Weed Control	603.55
781615	10/19/2023	PRINTED	Douglas County Parks and Weed Control	4,664.29
781637	10/25/2023	PRINTED	DOWL, LLC	3,293.75
781574	10/12/2023	PRINTED	Eco-Chek Compliance LLC	911.00
781616	10/19/2023	PRINTED	Evolve Golf, Inc	319.49
781575	10/12/2023	PRINTED	Ewing Irrigation Products	2,368.94
781638	10/25/2023	PRINTED	Exline & Company Inc	500.00
781549	10/05/2023	PRINTED	E-Z-Go Textron	39.96
781576	10/12/2023	PRINTED	Ferguson Waterworks - 1423	48,241.57
781639	10/25/2023	PRINTED	Ferguson Waterworks - 1423	322.09
781617	10/19/2023	PRINTED	First Nonprofit Companies, Inc.	54,000.00
781550	10/05/2023	PRINTED	Flyers Energy LLC	9,189.12
781577	10/12/2023	PRINTED	Flyers Energy LLC	3,194.41
781578	10/12/2023	PRINTED	Gloria Baumann	51.10
781551	10/05/2023	PRINTED	Grainger, Inc.	1,433.78
781579	10/12/2023	PRINTED	Grainger, Inc.	911.48
781618	10/19/2023	PRINTED	Grainger, Inc.	632.36

OCTOBER, 2023 - CHECK REGISTER

NOTE: This report is subject to change as the workload in the Finance Dept. is caught up

CHECK NUMBER	CHECK DATE	CHECK TYPE	VENDOR NAME	AMOUNT
781640	10/25/2023	PRINTED	Grainger, Inc.	2,857.99
781580	10/12/2023	PRINTED	Grass Roots Agronomics, Inc	3,635.50
781619	10/19/2023	PRINTED	GrassRoots Turf Supply LLC	441.74
781552	10/05/2023	PRINTED	Hill Brothers Chemical Company	10,702.66
781581	10/12/2023	PRINTED	Hollye Shepherd	97.50
781641	10/25/2023	PRINTED	Industrial Software Solutions I, LLC	14,220.00
781582	10/12/2023	PRINTED	Kassbohrer All Terrain Vehicles, Inc.	250.03
781620	10/19/2023	PRINTED	Kassbohrer All Terrain Vehicles, Inc.	949.39
781642	10/25/2023	PRINTED	Kassbohrer All Terrain Vehicles, Inc.	134.29
781583	10/12/2023	PRINTED	Lee Joseph, Inc.	3,135.00
781553	10/05/2023	PRINTED	Loomis Holding US, Inc DBA Loomis Armored US, Inc	167.93
781554	10/05/2023	PRINTED	Luxottica of America Inc.	102.33
781643	10/25/2023	PRINTED	Mann Built Construction LLC	15,607.30
781644	10/25/2023	PRINTED	Mary E. Sinnott	4,400.00
781555	10/05/2023	PRINTED	McMaster-Carr Supply Co.	603.81
781645	10/25/2023	PRINTED	Michael Bliss	224.10
781556	10/05/2023	PRINTED	Michael Hohl Motor Company	651.18
781584	10/12/2023	PRINTED	Michael Hohl Motor Company	125.97
781646	10/25/2023	PRINTED	Michael Hohl Motor Company	9.25
781557	10/05/2023	PRINTED	MidwestMotor Supply Co, DBA Kimball Midwest	652.21
781585	10/12/2023	PRINTED	Mike Menath Insurance, Inc.	3,466.00
781647	10/25/2023	PRINTED	Mountain Hardware and Sports Incline Village, INC	2,713.41
781648	10/25/2023	PRINTED	Napa Sierra Nevada , Inc	4,230.11
781621	10/19/2023	PRINTED	National Ski Area Assoc. (NSAA)	6,628.00
781586	10/12/2023	PRINTED	North Tahoe Business Association	175.00
781622	10/19/2023	PRINTED	Northern Nevada Public Health	532.00
781649	10/25/2023	PRINTED	Northern Nevada Public Health	574.00
781650	10/25/2023	PRINTED	Northern Nevada Public Health	400.00
781587	10/12/2023	PRINTED	Nutrien AG Solutions INC	1,460.00
781623	10/19/2023	PRINTED	NV Energy	130,870.91
781588	10/12/2023	PRINTED	Office Depot	197.39
781652	10/25/2023	PRINTED	Office Depot	424.08
781559	10/05/2023	PRINTED	Olin Finance Company LLC	27,031.78
781653	10/25/2023	PRINTED	Olin Finance Company LLC	1,906.45
781589	10/12/2023	PRINTED	Operating Eng Local Union #3 (DUES)	1,700.00
781590	10/12/2023	PRINTED	Operating Engineers Trust Fund	9,122.83
781558	10/05/2023	PRINTED	O'Reilly Automotive Stores, Inc	20.47
781651	10/25/2023	PRINTED	O'Reilly Automotive Stores, Inc	200.37
781591	10/12/2023	PRINTED	R & R Products	110.68
781592	10/12/2023	PRINTED	Rainbow Printing & Office Supplies, Inc.	102.25
781624	10/19/2023	PRINTED	Rainbow Printing & Office Supplies, Inc.	1,043.95
781654	10/25/2023	PRINTED	Rainbow Printing & Office Supplies, Inc.	33.13
781625	10/19/2023	PRINTED	Reno-Tahoe Airport Authority	96.00
781593	10/12/2023	PRINTED	Richard Kiesel	83.11
781560	10/05/2023	PRINTED	Roessel Heidi	45.59
781594	10/12/2023	PRINTED	SHI International Corp.	16,800.00
781626	10/19/2023	PRINTED	SHI International Corp.	4,187.50
781655	10/25/2023	PRINTED	Sierra Mountain Pipe & Supply	1,363.88
781595	10/12/2023	PRINTED	Sierra Pacific Turf Supply, Inc.	14,600.78
781656	10/25/2023	PRINTED	Silver State Law LLC	5,707.50
781596	10/12/2023	PRINTED	Simplot Partners	950.00
781627	10/19/2023	PRINTED	Snow Machines, Inc (SMI)	1,542.77
781657	10/25/2023	PRINTED	Snow Machines, Inc (SMI)	1,284.51
781597	10/12/2023	PRINTED	Southwest Gas	38,265.69
781598	10/12/2023	PRINTED	State Coll & Disb Unit-SCADU	2,262.24

OCTOBER, 2023 - CHECK REGISTER

NOTE: This report is subject to change as the workload in the Finance Dept. is caught up

CHECK NUMBER	CHECK DATE	CHECK TYPE	VENDOR NAME	AMOUNT
781658	10/25/2023	PRINTED	State Coll & Disb Unit-SCADU	1,131.12
781599	10/12/2023	PRINTED	State of Nevada-NDEP/BWPC	200.00
781600	10/12/2023	PRINTED	State of Nevada-NDEP/BWPC	200.00
781601	10/12/2023	PRINTED	State of Nevada-NDEP/BWPC	100.00
781659	10/25/2023	PRINTED	Tapco Construction	450.00
781602	10/12/2023	PRINTED	The Prestwick Group DbA:Prestwick Limited	14,890.06
781628	10/19/2023	PRINTED	Travis Mathew Apparel, LLC	342.48
781561	10/05/2023	PRINTED	TRPA	500.00
781562	10/05/2023	PRINTED	Turf Star, Inc.	826.48
781603	10/12/2023	PRINTED	Turf Star, Inc.	1,371.90
781629	10/19/2023	PRINTED	Turf Star, Inc.	2,133.48
781563	10/05/2023	PRINTED	Unisys Corporation	1,000.02
781660	10/25/2023	PRINTED	USABluebook (Utility Supply of America)	158.00
781630	10/19/2023	PRINTED	USRelay Corp	999.00
781604	10/12/2023	PRINTED	Wake Forest University	500.00
781661	10/25/2023	PRINTED	Walsh Odyssey Engineering Ltd	7,900.00
781605	10/12/2023	PRINTED	Washoe County	200.00
781606	10/12/2023	PRINTED	Waters Vacuum Truck Service	1,025.00
781662	10/25/2023	PRINTED	WESCO Distribution INC	486.03
781564	10/05/2023	PRINTED	Western Nevada Supply	9,377.33
781607	10/12/2023	PRINTED	Western Nevada Supply	95.37
781663	10/25/2023	PRINTED	Western Nevada Supply	2,872.08
781565	10/05/2023	PRINTED	William Robbins	40.00
11821028	10/18/2023	MANUAL	Acushnet Company	550.00
11821029	10/18/2023	MANUAL	Acushnet Company	150.00
11821030	10/18/2023	MANUAL	Acushnet Company	380.00
11820978	10/05/2023	MANUAL	AT&T (U-Verse)	138.55
11820979	10/05/2023	MANUAL	AT&T Mobility - PAY ONLINE	1,773.64
11820980	10/05/2023	MANUAL	AT&T Mobility - PAY ONLINE	1,773.64
11821031	10/18/2023	MANUAL	Callaway Golf	685.38
11821032	10/18/2023	MANUAL	Callaway Golf	525.00
11821033	10/18/2023	MANUAL	Callaway Golf	187.50
11820981	10/06/2023	MANUAL	GPS Industries, LLC	800.00
11821019	10/11/2023	MANUAL	Ping Golf Equipment	219.20
11821020	10/11/2023	MANUAL	Ping Golf Equipment	199.00
11821021	10/11/2023	MANUAL	Ping Golf Equipment	1,311.61
11821022	10/11/2023	MANUAL	Ping Golf Equipment	356.02
11821023	10/11/2023	MANUAL	Ping Golf Equipment	34.54
11821024	10/11/2023	MANUAL	Ping Golf Equipment	1,645.13
11821025	10/11/2023	MANUAL	Ping Golf Equipment	212.61
11821026	10/11/2023	MANUAL	Ping Golf Equipment	175.62
11820960	10/04/2023	MANUAL	Refuse, Inc DBA Waste Management of Nevada	57.80
11820961	10/04/2023	MANUAL	Refuse, Inc DBA Waste Management of Nevada	13.50
11820975	10/04/2023	MANUAL	Refuse, Inc DBA Waste Management of Nevada	271.16
11820958	10/04/2023	MANUAL	Reno Disposal/DbA:Waste Management of Nevada	316.49
11820959	10/04/2023	MANUAL	Reno Disposal/DbA:Waste Management of Nevada	316.49
11820962	10/04/2023	MANUAL	Reno Disposal/DbA:Waste Management of Nevada	10,777.48
11820963	10/04/2023	MANUAL	Reno Disposal/DbA:Waste Management of Nevada	10,896.30
11820964	10/04/2023	MANUAL	Reno Disposal/DbA:Waste Management of Nevada	587.27
11820965	10/04/2023	MANUAL	Reno Disposal/DbA:Waste Management of Nevada	587.27
11820967	10/04/2023	MANUAL	Reno Disposal/DbA:Waste Management of Nevada	465.22
11820968	10/04/2023	MANUAL	Reno Disposal/DbA:Waste Management of Nevada	465.22
11820969	10/04/2023	MANUAL	Reno Disposal/DbA:Waste Management of Nevada	631.74
11820970	10/04/2023	MANUAL	Reno Disposal/DbA:Waste Management of Nevada	793.44

OCTOBER, 2023 - CHECK REGISTER

NOTE: This report is subject to change as the workload in the Finance Dept. is caught up

CHECK NUMBER	CHECK DATE	CHECK TYPE	VENDOR NAME	AMOUNT
11820971	10/04/2023	MANUAL	Reno Disposal/Db:Waste Management of Nevada	793.44
11820972	10/04/2023	MANUAL	Reno Disposal/Db:Waste Management of Nevada	890.90
11820982	10/10/2023	MANUAL	Southern Glazer's Wine & Spirits	204.51
11820983	10/10/2023	MANUAL	Southern Glazer's Wine & Spirits	1,857.20
11820984	10/10/2023	MANUAL	Southern Glazer's Wine & Spirits	632.89
11820985	10/10/2023	MANUAL	Southern Glazer's Wine & Spirits	3,498.41
11820986	10/10/2023	MANUAL	Southern Glazer's Wine & Spirits	4,324.78
11820987	10/10/2023	MANUAL	Southern Glazer's Wine & Spirits	32.50
11820988	10/10/2023	MANUAL	Southern Glazer's Wine & Spirits	3.00
11820989	10/10/2023	MANUAL	US Foodservice, Inc.	96.70
11820990	10/10/2023	MANUAL	US Foodservice, Inc.	50.92
11820991	10/10/2023	MANUAL	US Foodservice, Inc.	85.45
11820992	10/10/2023	MANUAL	US Foodservice, Inc.	799.16
11820993	10/10/2023	MANUAL	US Foodservice, Inc.	1,439.18
11820994	10/10/2023	MANUAL	US Foodservice, Inc.	1,527.77
11820995	10/10/2023	MANUAL	US Foodservice, Inc.	267.68
11820996	10/10/2023	MANUAL	US Foodservice, Inc.	138.27
11820997	10/10/2023	MANUAL	US Foodservice, Inc.	3,645.48
11820998	10/10/2023	MANUAL	US Foodservice, Inc.	1,709.49
11820999	10/10/2023	MANUAL	US Foodservice, Inc.	4,682.08
11821000	10/10/2023	MANUAL	US Foodservice, Inc.	160.47
11821001	10/10/2023	MANUAL	US Foodservice, Inc.	85.82
11821002	10/10/2023	MANUAL	US Foodservice, Inc.	4,600.50
11821003	10/10/2023	MANUAL	US Foodservice, Inc.	794.04
11821004	10/10/2023	MANUAL	US Foodservice, Inc.	1,389.17
11821005	10/10/2023	MANUAL	US Foodservice, Inc.	108.41
11821007	10/10/2023	MANUAL	US Foodservice, Inc.	4,987.10
11821008	10/10/2023	MANUAL	US Foodservice, Inc.	2,591.37
11821009	10/10/2023	MANUAL	US Foodservice, Inc.	50.92
11821010	10/10/2023	MANUAL	US Foodservice, Inc.	1,922.02
11821011	10/10/2023	MANUAL	US Foodservice, Inc.	206.80
11821012	10/10/2023	MANUAL	US Foodservice, Inc.	829.93
11821013	10/10/2023	MANUAL	US Foodservice, Inc.	136.64
11821014	10/10/2023	MANUAL	US Foodservice, Inc.	438.92
11821015	10/10/2023	MANUAL	US Foodservice, Inc.	1,906.77
11821016	10/10/2023	MANUAL	US Foodservice, Inc.	1,942.35
11821017	10/10/2023	MANUAL	US Foodservice, Inc.	1,176.99
11821018	10/10/2023	MANUAL	US Foodservice, Inc.	2,501.80
11821027	10/18/2023	MANUAL	Utility Telecom Group, LLC	1,090.19
11820966	10/04/2023	MANUAL	Waste Mgmt Lockwood (refuse)	26.74
11820973	10/04/2023	MANUAL	Waste Mgmt Lockwood (refuse)	532.95
11820974	10/04/2023	MANUAL	Waste Mgmt Lockwood (refuse)	7.87
11821034	10/19/2023	MANUAL	Wilbur-Ellis Company	611.30
11820976	10/02/2023	MANUAL	Xerox Corporation	536.19
11820977	10/02/2023	MANUAL	Xerox Corporation	609.48
				\$ 1,100,095.59
Total EFT				\$ 435,664.00
Total Printed				571,210.22
Total Manual				93,221.37
Total				\$ 1,100,095.59