

## MEMORANDUM

**TO:** Board of Trustees

**THROUGH:** Indra Winqest  
District General Manager

**FROM:** Brad Underwood, P.E.  
Director of Public Works

**SUBJECT:** Review, discuss, and possibly authorize or approve review plans and specifications for the Recreation Center Men's and Women's Locker Room Remodel

**DATE:** April 30, 2021

---

### **I. RECOMMENDATION**

That the Board of Trustees moves to approve the plans and specifications for the Recreation Center Locker Room Remodel.

### **II. BOARD POLICY**

Board Policy 12.1.0 - Multi-Year Capital Planning  
Board Policy 13.1.0 - Capital Project Budgeting  
Board Practice 13.2.0 – Capital Planning /Capital Expenditures

### **III. BACKGROUND**

This project is a FY 2020/2021 Capital Improvement Project consisting of remodel to the Locker Rooms at the IVGID Recreation Center. The existing locker rooms are original to the building and are reaching their useful life of 30+ years. Proposed improvements will include new tile, fixtures, and lockers with integrated security systems, as well as modifications to comply with current ADA building and fire codes. Ward-Young Architecture was hired to complete the design and permitting.

The project is currently out to bid with a scheduled bid opening date of May 27, 2021. Per the request by the Board at the April 29, 2021 meeting, the plans and specifications for the project are attached for review and approval.

The funding for the project construction proposed to be approved by the Board as part of the current budget process for Fiscal Year 21-22. This would be in accordance with Policy 12.1.0 Capital Planning, Multi-Year Capital Planning and Policy 13.1.0 Capital Planning, Capital Project Budgeting. Part of the Board's

decision would be to decide if the project meets the established category requirements for funding.

#### **IV. BID RESULTS**

This item is not subject to competitive bidding within the meaning of Nevada Revised Statute 332.115.

#### **V. FINANCIAL IMPACT AND BUDGET**

The Recreation Center Locker Rooms Remodel (CIP #4899ff1202) is included in the 2020-21 CIP Budget. The project has a current budget of \$60,000 and should the Board approve the FY 21-22 budget as proposed, an additional \$800,000 (see attached CIP Data Sheet) for construction would be allocated. This would bring the total project budget to \$860,000.

The table below presents the total budgeted amount for the Recreation Center Locker Rooms Remodel project budget.

| <b>Task</b>             | <b>Cost</b>      |
|-------------------------|------------------|
| Design/Internal Staff   | \$60,000         |
| Construction Management | \$65,000         |
| Construction Reserves   | \$65,000         |
| Construction            | \$670,000        |
| <b>Total</b>            | <b>\$860,000</b> |

Construction reserves are listed at 9.7% to account for unforeseen conditions during construction such as needed to replace rotten framing, as an example.

#### **VI. ALTERNATIVES**

Stop the bidding process and defer Recreation Center Locker Rooms Remodel project.

#### **VII. BUSINESS IMPACT**

This item is not a "rule" within the meaning of Nevada Revised Statutes, Chapter 237, and does not require a Business Impact Statement.

Attachments:

Exhibit A: "5 Year Capital Improvement Plan Summary – Approved 5/27/2020"

Exhibit B: "Project Summary – Recreation Center Locker Room Improvements"

Project Plans and Specifications

## EXHIBIT A



### 2022 Capital Improvement Project Summary Report - As of 4.26.2021

| Department Description | Project Number | Project Title   | Project Manager                        | 2022             | 2023             | 2024           | 2025           | 2026             | Total            |
|------------------------|----------------|---|--|------------------|------------------|----------------|----------------|------------------|------------------|
|                        | 3499OE1205     | Replace Staff Uniforms  | Ski Resort General Manager             |                  |                  |                |                | 155,000          | 155,000          |
|                        | 3499OE1502     | Skier Services Administration Printer Copier Replacement 1210 Ski Way                             | Director of IT                         | 10,000           |                  |                |                |                  | 10,000           |
|                        | <b>Total</b>   |   |  | <b>1,329,250</b> | <b>4,425,000</b> | <b>666,900</b> | <b>672,500</b> | <b>2,670,900</b> | <b>9,754,550</b> |
| Ski Master Plan        | 3653BD1502     | 2015 Ski Area Master Plan Implementation - Phase 2 Snowflake Lodge and Ski Resort General Manager | Ski Resort General Manager             |                  |                  |                |                | 242,898          | 242,898          |
|                        | <b>Total</b>   |   |  |                  |                  |                |                | <b>242,898</b>   | <b>242,898</b>   |
| Parks                  | 4378BD1603     | Resurface and Coat Incline Park Bathroom Floors   | Buildings Superintendent               |                  |                  |                | 14,500         |                  | 14,500           |
|                        | 4378BD1604     | Resurface and Coat Preston Park Bathroom, Mechanical Room and Bleacher Floors                     | Buildings Superintendent               | 53,200           |                  |                |                | 63,400           | 116,600          |
|                        | 4378BD1605     | Aspen Grove Flatscape and Retaining Wall Enhancement and Replacement                              | Senior Engineer                        |                  | 145,000          | 105,000        |                |                  | 250,000          |
|                        | 4378BD1701     | Dumpster enclosure - Incline Park   | Parks Superintendent                   |                  | 45,000           |                |                |                  | 45,000           |
|                        | 4378BD1713     | Upgrade Lights for I.P. Pathway   | Buildings Superintendent               | 27,000           |                  |                |                |                  | 27,000           |
|                        | 4378BD1801     | Preston Field Retaining Wall Replacement  | Engineering Manager                    |                  |                  | 40,000         | 390,000        |                  | 430,000          |
|                        | 4378BD2001     | Grout Repair Upstairs Parks Office & Tile Replacement   | Buildings Superintendent               | 10,000           |                  |                |                |                  | 10,000           |
|                        | 4378IV1736     | 2013 1-Ton Dump Truck #692  | Fleet Superintendent                   |                  |                  |                | 43,000         |                  | 43,000           |
|                        | 4378LE1720     | 2013 Surf Rake #664   | Fleet Superintendent                   |                  |                  | 26,500         |                |                  | 26,500           |
|                        | 4378LE1725     | 2008 Landpride Overseeder #822  | Fleet Superintendent                   |                  |                  |                | 17,000         |                  | 17,000           |
|                        | 4378LE1726     | 2018 John Deere LTV #771  | Fleet Superintendent                   |                  |                  |                | 20,000         |                  | 20,000           |
|                        | 4378LE1727     | 2015 John Deere Pro Gator #722  | Fleet Superintendent                   |                  |                  |                | 32,000         |                  | 32,000           |
|                        | 4378LE1743     | 2019 Toro 3500D Rotary Mower #792   | Fleet Superintendent                   |                  |                  |                | 37,000         |                  | 37,000           |
|                        | 4378LI1207     | Maintenance, East & West End Parks  | Senior Engineer                        | 39,500           | 3,000            | 41,500         | 5,000          | 5,000            | 94,000           |
|                        | 4378LI1303     | Pavement Maintenance, Village Green Parking   | Senior Engineer                        | 5,000            | 32,500           | 5,000          | 5,000          | 12,500           | 60,000           |
|                        | 4378LI1403     | Pavement Maintenance, Preston Field   | Senior Engineer                        | 7,500            | 27,500           | 6,000          | 7,500          | 6,000            | 54,500           |
|                        | 4378LI1602     | Pavement Maintenance, Overflow Parking Lot  | Senior Engineer                        | 5,000            | 27,500           | 5,000          | 10,000         | 5,000            | 52,500           |
|                        | 4378LI1802     | Pavement Maintenance - Incline Park   | Senior Engineer                        | 7,500            | 3,500            | 6,000          | 6,000          | 30,000           | 53,000           |
|                        | 4378LI2104     | IVGID Community Dog Park  | Engineering Manager                    | 75,000           |                  |                |                |                  | 75,000           |
|                        | 4378LV1734     | 2011 Pick-Up with Lift gate #646  | Fleet Superintendent                   |                  | 44,500           |                |                |                  | 44,500           |
|                        | 4378LV1735     | 2005 Pick-up Truck 4x4 (1-Ton) #554   | Fleet Superintendent                   | 47,000           |                  |                |                |                  | 47,000           |
|                        | 4378RS1501     | Replace Playground - Incline Park   | Senior Engineer                        |                  | 20,000           | 100,000        |                |                  | 120,000          |
|                        | 4378RS1601     | Replace Playgrounds - Preston   | Senior Engineer                        | 7,500            | 7,500            | 100,000        |                |                  | 115,000          |
|                        | 4378RS2103     | Village Green Drainage and Park Improvement Project   | Senior Engineer                        | 20,000           |                  |                |                |                  | 20,000           |
|                        | <b>Total</b>   |   |  | <b>304,200</b>   | <b>358,000</b>   | <b>435,000</b> | <b>587,000</b> | <b>121,900</b>   | <b>1,804,100</b> |
| Tennis                 | 4588SD1602     | Paint All Court Fences and Light Poles  | Buildings Superintendent               |                  |                  |                |                | 30,000           | 30,000           |
|                        | 4588LI1201     | Pavement Maintenance, Tennis Facility   | Senior Engineer                        | 5,000            | 5,000            | 10,000         | 22,500         | 5,000            | 47,500           |
|                        | 4588RS1402     | Resurface Tennis Courts 3 thru 7  | Superintendent of Parks and Recreation |                  |                  | 23,000         |                |                  | 23,000           |
|                        | 4588RS1501     | Resurface Tennis Courts 1 and 2   | Superintendent of Parks and Recreation |                  |                  |                | 10,000         |                  | 10,000           |
|                        | <b>Total</b>   |   |  | <b>5,000</b>     | <b>5,000</b>     | <b>33,000</b>  | <b>32,500</b>  | <b>35,000</b>    | <b>110,500</b>   |
| Recreation Center      | 4884BD1702     | Replace Bird Netting  | Buildings Superintendent               |                  |                  | 17,720         |                |                  | 17,720           |
|                        | 4884BD1804     | Chemtrol System for Recreation Center Pool  | Buildings Superintendent               |                  | 22,000           |                |                |                  | 22,000           |
|                        | 4884FF1501     | Resurface Recreation Center Patio Deck  | Buildings Superintendent               |                  |                  |                |                | 35,000           | 35,000           |
|                        | 4884LI1102     | Pavement Maintenance, Recreation Center Area  | Senior Engineer                        | 7,500            | 357,500          | 307,500        | 307,500        | 6,000            | 985,000          |
|                        | 4884RS1503     | Replaster Recreation Center Pool  | Buildings Superintendent               |                  |                  | 200,000        |                |                  | 200,000          |
|                        | 4886LE0001     | Fitness Equipment   | Recreation Center Manager              | 53,000           | 49,000           | 70,000         | 57,200         | 51,300           | 280,500          |
|                        | 4899BD1305     | Paint Interior of Recreation Center   | Buildings Superintendent               | 15,500           |                  | 15,500         |                |                  | 31,000           |
|                        | 4899FF1202     | Rec Center Locker Room Improvements   | Engineering Manager                    | 800,000          |                  |                |                |                  | 800,000          |
|                        | 4899LV1721     | 2012 15-Passenger Van #667  | Fleet Superintendent                   |                  |                  |                |                | 45,800           | 45,800           |
|                        | 4899LV1723     | 2017 Chevy Compact SUV #751   | Fleet Superintendent                   | 32,000           |                  |                |                |                  | 32,000           |
|                        | 4899OE1507     | Recreation Center Printer Copier Replacement 980 Incline Way                                      | Director of IT                         |                  |                  |                |                | 25,000           | 25,000           |
|                        | <b>Total</b>   |   |  | <b>908,000</b>   | <b>428,500</b>   | <b>610,720</b> | <b>364,700</b> | <b>163,100</b>   | <b>2,475,020</b> |

EXHIBIT B



Project Summary

|                        |   |
|------------------------|---|
| <b>Project Number:</b> | 4899FF1202                                    |
| <b>Title:</b>          | Rec Center Locker Room Improvements           |
| <b>Project Type:</b>   | D - Capital Improvement - Existing Facilities |
| <b>Division:</b>       | 99 - Rec. Admin.                              |
| <b>Budget Year:</b>    | 2022  |
| <b>Finance Option:</b> |   |
| <b>Asset Type:</b>     | FF - Furniture and Fixtures                   |
| <b>Active:</b>         | Yes   |

|   |                      |                             |                        |
|---|----------------------|-----------------------------|------------------------|
| <b>Project Description</b>  |                      |                             |                        |
| Renovate men's and women's locker rooms at the Rec Center. Improvements include new tile, plumbing fixtures, partitions, light fixtures, lockers, ceiling tile, drains, as wells as ADA improvements.   |                      |                             |                        |
| <b>Project Internal Staff</b>   |                      |                             |                        |
| Engineering staff will select an Architect to prepare construction documents for proposed improvements. During design, Rec Center staff will provide feedback on proposed designs. Construction to be completed by a licensed contractor. Construction management to be provided by Architect and IVGID staff.  |                      |                             |                        |
| <b>Project Justification</b>  |                      |                             |                        |
| The locker rooms are showing their age and have fallen below IVGID's standard of service. Lockers to be replaced by modern units with an integrated security system for safety and ease of use. The new material should be designed to last many years, be easier to clean, and prevent rusting and mold/smell in the facility. The built-in locking/security system advantage is that it prevents vandalism and theft of members/guests' personal items as they do not have to remember their own lock. New tile and fixtures will help modernize the facility.<br>Potential funding source: included in annual budget depreciation that sets user fees and Rec Fee allotment. |                      |                             |                        |
| <b>Forecast</b>   |                      |                             |                        |
| <b>Budget Year</b>  | <b>Total Expense</b> | <b>Total Revenue</b>        | <b>Difference</b>      |
| 2022  |                      |                             |                        |
| Construction  | 670,000              | 0                           | 670,000                |
| Construction Management   | 65,000               | 0                           | 65,000                 |
| Construction Reserves   | 65,000               | 0                           | 65,000                 |
| Year Total  | 800,000              | 0                           | 800,000                |
|   | 800,000              | 0                           | 800,000                |
| <b>Year Identified</b>  | <b>Start Date</b>    | <b>Est. Completion Date</b> | <b>Manager</b>         |
| 2021  |                      |                             | Engineering Manager    |
|   |                      |                             | <b>Project Partner</b> |



**Contract Documents  
for  
INCLINE VILLAGE RECREATION CENTER  
LOCKER ROOMS REMODEL PROJECT**

IVGID Project Number 4899FF1202  
PWP No. WA-2021-195

Issued for Bidding  
**April 15, 2021**

Prepared for:  
**INCLINE VILLAGE GENERAL IMPROVEMENT DISTRICT**  
*Public Works Department*

Prepared by:  
**INCLINE VILLAGE GENERAL IMPROVEMENT DISTRICT**  
*Engineering Division*  
1220 Sweetwater Road  
Incline Village, Nevada 89451



**TABLE OF CONTENTS**  
**Contract Documents**

| <u>Section</u> | <u>Description</u>   | <u>Pages</u>                    |
|----------------|--|---------------------------------|
| 1              | Invitation to Bid.....                                       | 2                               |
| 2              | Instructions to Bidders.....                                 | 14                              |
| 3              | Bid Form .....   | 10                              |
| 4              | Bid Bond .....   | 2                               |
| 5              | Agreement .....  | 8                               |
| 6              | Application and Certificate for Payment .....                | 2                               |
| 7              | Performance Bond.....  | 4                               |
| 8              | Payment Bond .....   | 4                               |
| 9              | Standard General Conditions.....                             | 76                              |
| 10             | Supplementary Conditions .....                               | 10                              |
| 11             | Washoe County Prevailing Wage Rates, current issue.....      | 34                              |
| 11a            | Washoe County Prevailing Wages, Amendment 1 .....            | 2                               |
| 11b            | SAMPLE Project Workforce Checklist.....                      | 2                               |
| 11c            | Apprenticeship Utilization Act – Senate Bill 207 (2019)..... | 2                               |
| 12             | Technical Specifications.....                                | See Technical Table of Contents |





## ADVERTISEMENT FOR BIDS

Sealed proposals will be received at the offices of the Incline Village General Improvement District (IVGID or District) Public Works Department, located at 1220 Sweetwater Road, Incline Village, Washoe County, Nevada, until **2:00 p.m. May 27, 2021**, at which time they will be publicly opened and read for:

### Incline Village Recreation Center Locker Rooms Remodel Project IVGID Project Number 4899FF1202

The Project includes the following Work:

The modernization of the existing Men's and Women's locker rooms at the Incline Village Recreation Center. Project is located at 980 Incline Way in Incline Village, Nevada. The work to be performed for this project consists of all labor, material, tools, equipment and incidentals necessary to modernize existing locker rooms, including: Removal and replacement of doors and frames, lockers, benches, counter tops, sinks, showers, toilets, partitions, tile, light fixtures, and associated items as shown on the construction drawings.

Owner anticipates that the Project's total bid price will be approximately \$550,000. The Project has a total duration of 90 calendar days.

Bidding Documents, including Plans and Specifications, may be obtained at the Owner's Planet Bids website portal (<https://www.planetbids.com/portal/portal.cfm?CompanyID=30437>). Prospective Bidders are urged to register on the designated website as a plan holder, even if Bidding Documents are obtained from a plan room or source other than the designated website in either electronic or paper format. The designated website will be updated when necessary with addenda, lists of registered plan holders, reports, and other information relevant to submitting a Bid for this Project. All official notifications, addenda, and other Bidding Documents will be offered only through the designated website. Neither Owner nor Engineer will be responsible for Bidding Documents, including addenda, if any, obtained from sources other than the designated website. Contract documents are available for examination at the IVGID Public Works office.

This is a Prevailing Wage project. In accordance with the provisions of NRS 338, the IVGID Board of Trustees has ascertained from the Labor Commissioner the general prevailing wage in the locality of the District for each craft and type of workman, and the CONTRACT will contain in express terms the hourly and daily rate of such prevailing wage. *The PWP number for this project is WA-2021-195.*

No proposal will be accepted from a Contractor who is not licensed in accordance with the laws of this State to perform the work herein described. IVGID reserves the right to reject any or all bids pursuant to Nevada Law; to award a contract for less than all the work if funds now available are insufficient for completion of the total project; to waive any informalities or irregularities therein; and/or to award the bid to the lowest responsible bidder.

Due to COVID 19 precautions, a pre-bid meeting and site walk will be non-mandatory and scheduled on an individual basis; all potential bidders are urged to participate. Site walks are to be completed by **May 12, 2021**.

All questions and RFIs should be directed through the Planet Bids portal. For assistance with Planet Bids or to schedule a site-walk, contact the IVGID Engineering office at 775-832-1267.

This page intentionally left blank.

# INSTRUCTIONS TO BIDDERS

## ARTICLE 1—DEFINED TERMS

- 1.01 Terms used in these Instructions to Bidders have the meanings indicated in the General Conditions and Supplementary Conditions. Additional terms used in these Instructions to Bidders have the meanings indicated below:
- A. *Issuing Office*—The office from which the Bidding Documents are to be issued, and which registers plan holders.

## ARTICLE 2—BIDDING DOCUMENTS

- 2.01 Bidder shall obtain a complete set of Bidding Requirements and proposed Contract Documents (together, the Bidding Documents). See the Agreement for a list of the Contract Documents. It is Bidder's responsibility to determine that it is using a complete set of documents in the preparation of a Bid. Bidder assumes sole responsibility for errors or misinterpretations resulting from the use of incomplete documents, by Bidder itself or by its prospective Subcontractors and Suppliers.
- 2.02 Bidding Documents are made available for the sole purpose of obtaining Bids for completion of the Project and permission to download or distribution of the Bidding Documents does not confer a license or grant permission or authorization for any other use. Authorization to download documents, or other distribution, includes the right for plan holders to print documents solely for their use, and the use of their prospective Subcontractors and Suppliers, provided the plan holder pays all costs associated with printing or reproduction. Printed documents may not be re-sold under any circumstances.
- 2.03 Owner has established a Bidding Documents Website as indicated in the Advertisement or invitation to bid. Owner recommends that Bidder register as a plan holder with the Issuing Office at such website, and obtain a complete set of the Bidding Documents from such website. Bidders may rely that sets of Bidding Documents obtained from the Bidding Documents Website are complete, unless an omission is blatant. Registered plan holders will receive Addenda issued by Owner.
- 2.04 Plan rooms (including construction information subscription services, and electronic and virtual plan rooms) may distribute the Bidding Documents, or make them available for examination. Those prospective bidders that obtain an electronic (digital) copy of the Bidding Documents from a plan room are encouraged to register as plan holders from the Bidding Documents Website. Owner is not responsible for omissions in Bidding Documents or other documents obtained from plan rooms, or for a Bidder's failure to obtain Addenda from a plan room.
- 2.05 *Electronic Documents*
- A. When the Bidding Requirements indicate that electronic (digital) copies of the Bidding Documents are available, such documents will be made available to the Bidders as Electronic Documents in the manner specified above.
1. Bidding Documents will be provided in Adobe PDF (Portable Document Format) (.pdf) that is readable by Adobe Acrobat Reader Version XI Standard or later. It is the intent of the Engineer and Owner that such Electronic Documents are to be exactly representative of the paper copies of the documents. However, because the Owner and

Engineer cannot totally control the transmission and receipt of Electronic Documents nor the Contractor's means of reproduction of such documents, the Owner and Engineer cannot and do not guarantee that Electronic Documents and reproductions prepared from those versions are identical in every manner to the paper copies.

- B. Unless otherwise stated in the Bidding Documents, the Bidder may use and rely upon complete sets of Electronic Documents of the Bidding Documents, described in Paragraph 2.05.A above. However, Bidder assumes all risks associated with differences arising from transmission/receipt of Electronic Documents versions of Bidding Documents and reproductions prepared from those versions and, further, assumes all risks, costs, and responsibility associated with use of the Electronic Documents versions to derive information that is not explicitly contained in printed paper versions of the documents, and for Bidder's reliance upon such derived information.

### ARTICLE 3—QUALIFICATIONS OF BIDDERS

3.01 To demonstrate Bidder's qualifications to perform the Work, after submitting its Bid and within 48 hours of Owner's request, Bidder must submit the following information:

- A. Written evidence establishing its qualifications such as financial data, previous experience, and present commitments.
- B. A written statement that Bidder is authorized to do business in the state where the Project is located, or a written certification that Bidder will obtain such authority prior to the Effective Date of the Contract.
- C. Washoe County Business License prior to commencing construction.
- D. Such licenses as may be required by the laws of the State of Nevada for the performance of work specified in the Contract Documents. Such licenses are required at the time of submitting bid. One time raise in licensing monetary limits shall be approved by the State of Nevada prior to the time of submitting bid and shall be submitted with the bid.
- E. Each Bidder submitting a Bid Proposal to the Owner on a public work project whose estimated cost exceeds \$250,000 is responsible for ascertaining whether the Bidder intends to utilize the referenced statute for five percent (5%) preference and is also eligible for the bidder preference and other matters relating thereto provided in NRS Chapter 338.0117. The Bidder claiming the bid preference shall submit with their Bid Form:
  - 1. Certificate of Eligibility: A valid "Certificate of Eligibility" issued by the State of Nevada Contractor's Board, and
  - 2. Public Works Bidder's Preference Affidavit: A fully-executed copy of the Public Works Bidder's Preference Affidavit as proof of the Contractor's compliance with the provisions of NRS 338.

Failure to submit the Certificate of Eligibility and Affidavit with your Bid shall result in a waiver of any Bidder preference.

3.02 *Bid Form:*

- A. Bidder is to submit the following information with its Bid, to demonstrate Bidder's qualifications to perform the Work. Bids without such documentation included will be deemed Non-Responsive:

1. A list of all first-tier subcontractors, equipment, and materials suppliers that will supply more than five percent (5%) of the bid amount. If the Contractor intends to self-perform any portion of the Work exceeding five percent (5%) of the Bid Amount, the Contractor must also include the Contractor's name and identify the labor or portion of the Work the Contractor will self-perform in the list, as required by NRS 338.141.
  2. Within two (2) hours after the opening of Bids, those bidders submitting the three lowest Bids must submit the names of each first-tier subcontractor, equipment and material supplier that will supply more than 1% of the bid amount, or Fifty Thousand Dollars (\$50,000), whichever is greater. If the Contractor intends to self-perform any portion of the Work exceeding one percent (1%) of the Bid Amount or Fifty Thousand Dollars (\$50,000), whichever is greater, the Contractor must also include the Contractor's name and identify the labor or portion of the Work the Contractor will self-perform in the list, as required by NRS 338.141.
  3. A list of similar projects previously completed by Bidder, including contact person with their telephone number and email, and the date the project was completed.
    - a. Contractor is required to have successfully performed three (3) projects of similar scope within the last five (5) years, including a minimum project total cost of \$500,000, and contract time of 90 to 120 days.
  4. Bidder's state or other contractor license number, if applicable.
- 3.03 A Bidder's failure to submit required qualification information within the times indicated will result in the Bid being deemed Non-Responsive.
- 3.04 No requirement in this Article 3 to submit information will prejudice the right of Owner to seek additional pertinent information regarding Bidder's qualifications.

#### **ARTICLE 4—PRE-BID CONFERENCE**

- 4.01 Due to COVID 19 precautions, a pre-bid meeting and site walk will be non-mandatory and scheduled on an individual basis; all potential bidders are urged to participate. Refer to the Invitation to Bid for complete details.
- 4.02 Information presented at the pre-bid conference does not alter the Contract Documents. Owner will issue Addenda to make any changes to the Contract Documents that result from discussions at the pre-bid conference. Information presented, and statements made at the pre-bid conference will not be binding or legally effective unless incorporated in an Addendum.

#### **ARTICLE 5—SITE AND OTHER AREAS; EXISTING SITE CONDITIONS; EXAMINATION OF SITE; OWNER'S SAFETY PROGRAM; OTHER WORK AT THE SITE**

##### **5.01 *Site and Other Areas***

- A. The Site is identified in the Bidding Documents. By definition, the Site includes rights-of-way, easements, and other lands furnished by Owner for the use of the Contractor. Any additional lands required for temporary construction facilities, construction equipment, or storage of materials and equipment, and any access needed for such additional lands, are to be obtained and paid for by Contractor.

## 5.02 Existing Site Conditions

### A. Subsurface and Physical Conditions; Hazardous Environmental Conditions

1. The Supplementary Conditions identify the following regarding existing conditions at or adjacent to the Site:
  - a. Those reports of explorations and tests of subsurface conditions at or adjacent to the Site that contain Technical Data.
  - b. Those drawings known to Owner of existing physical conditions at or adjacent to the Site, including those drawings depicting existing surface or subsurface structures at or adjacent to the Site (except Underground Facilities), that contain Technical Data.
  - c. Reports and drawings known to Owner relating to Hazardous Environmental Conditions that have been identified at or adjacent to the Site.
    - 1) Asbestos Report dated April 5, 2021.
  - d. Technical Data contained in such reports and drawings.
2. Owner will make copies of reports and drawings referenced above available to any Bidder on request. These reports and drawings are not part of the Contract Documents, but the Technical Data contained therein upon whose accuracy Bidder is entitled to rely, as provided in the General Conditions, has been identified and established in the Supplementary Conditions. Bidder is responsible for any interpretation or conclusion Bidder draws from any Technical Data or any other data, interpretations, opinions, or information contained in such reports or shown or indicated in such drawings.
3. If the Supplementary Conditions do not identify Technical Data, the default definition of Technical Data set forth in Article 1 of the General Conditions will apply.
4. *Geotechnical Baseline Report/Geotechnical Data Report*: If necessary to the Work, the Bidding Documents will contain a Geotechnical Baseline Report (GBR) and Geotechnical Data Report (GDR).
  - a. As set forth in the Supplementary Conditions, the GBR describes certain select subsurface conditions that are anticipated to be encountered by Contractor during construction in specified locations ("Baseline Conditions"). The GBR is a Contract Document.
  - b. The Baseline Conditions in the GBR are intended to reduce uncertainty and the degree of contingency in submitted Bids. However, Bidders cannot rely solely on the Baseline Conditions. Bids should be based on a comprehensive approach that includes an independent review and analysis of the GBR, all other Contract Documents, Technical Data, other available information, and observable surface conditions. Not all potential subsurface conditions are baselined.
  - c. Nothing in the GBR is intended to relieve Bidders of the responsibility to make their own determinations regarding construction costs, bidding strategies, and Bid prices, nor of the responsibility to select and be responsible for the means, methods, techniques, sequences, and procedures of construction, and for safety precautions and programs incident thereto.

- d. As set forth in the Supplementary Conditions, the GDR is a Contract Document containing data prepared by or for the Owner in support of the GBR.
- B. *Underground Facilities:* Underground Facilities are shown or indicated on the Drawings, pursuant to Paragraph 5.05 of the General Conditions, and not in the drawings referred to in Paragraph 5.02.A of these Instructions to Bidders. Information and data regarding the presence or location of Underground Facilities are not intended to be categorized, identified, or defined as Technical Data.

5.03 *Other Site-related Documents*

- A. In addition to the documents regarding existing Site conditions referred to in Paragraph 5.02.A, the following other documents relating to conditions at or adjacent to the Site are known to Owner and made available to Bidders for reference:
  - 1. Not applicable to this Project.Owner will make copies of these other Site-related documents available to any Bidder on request.
- B. Owner has not verified the contents of these other Site-related documents, and Bidder may not rely on the accuracy of any data or information in such documents. Bidder is responsible for any interpretation or conclusion Bidder draws from the other Site-related documents.
- C. The other Site-related documents are not part of the Contract Documents.
- D. Bidders are encouraged to review the other Site-related documents, but Bidders will not be held accountable for any data or information in such documents. The requirement to review and take responsibility for documentary Site information is limited to information in (1) the Contract Documents and (2) the Technical Data.

5.04 *Site Visit and Testing by Bidders*

- A. It is recommended that Bidder visit the Site and become familiar with and satisfy Bidder as to the general, local and Site conditions that may affect cost, progress, and performance of the Work.
- B. Bidder is not required to conduct any subsurface testing, or exhaustive investigations of Site conditions.
- C. On request, and to the extent Owner has control over the Site, and schedule permitting, the Owner will provide Bidder general access to the Site to conduct such additional examinations, investigations, explorations, tests, and studies as Bidder deems necessary for preparing and submitting a successful Bid. Owner will not have any obligation to grant such access if doing so is not practical because of existing operations, security or safety concerns, or restraints on Owner's authority regarding the Site. Bidder is responsible for establishing access needed to reach specific selected test sites.
- D. Bidder must comply with all applicable Laws and Regulations regarding excavation and location of utilities, obtain all permits, and comply with all terms and conditions established by Owner or by property owners or other entities controlling the Site with respect to schedule, access, existing operations, security, liability insurance, and applicable safety programs.
- E. Bidder must fill all holes and clean up and restore the Site to its former condition upon completion of such explorations, investigations, tests, and studies.

5.05 *Owner's Safety Program*

- A. Site visits and work at the Site may be governed by an Owner safety program. If an Owner safety program exists, it will be noted in the Supplementary Conditions.

5.06 *Other Work at the Site*

- A. Reference is made to Article 8 of the Supplementary Conditions for the identification of the general nature of other work of which Owner is aware (if any) that is to be performed at the Site by Owner or others (such as utilities and other prime contractors) and relates to the Work contemplated by these Bidding Documents. If Owner is party to a written contract for such other work, then on request, Owner will provide to each Bidder access to examine such contracts (other than portions thereof related to price and other confidential matters), if any.

**ARTICLE 6—BIDDER'S REPRESENTATIONS AND CERTIFICATIONS**

6.01 *Express Representations and Certifications in Bid Form, Agreement*

- A. The Bid Form that each Bidder will submit contains express representations regarding the Bidder's examination of Project documentation, Site visit, and preparation of the Bid, and certifications regarding lack of collusion or fraud in connection with the Bid. Bidder should review these representations and certifications, and assure that Bidder can make the representations and certifications in good faith, before executing and submitting its Bid.
- B. If Bidder is awarded the Contract, Bidder (as Contractor) will make similar express representations and certifications when it executes the Agreement.

**ARTICLE 7—INTERPRETATIONS AND ADDENDA**

- 7.01 Owner on its own initiative may issue Addenda to clarify, correct, supplement, or change the Bidding Documents.
- 7.02 Bidder shall submit all questions about the meaning or intent of the Bidding Documents to Engineer through Owner's Planet Bids website.
- 7.03 Interpretations or clarifications considered necessary by Engineer in response to such questions will be issued by Addenda delivered to all registered plan holders. Questions received less than seven days prior to the date for opening of Bids may not be answered.
- 7.04 Only responses set forth in an Addendum will be binding. Oral and other interpretations or clarifications will be without legal effect. Responses to questions are not part of the Contract Documents unless set forth in an Addendum that expressly modifies or supplements the Contract Documents.

**ARTICLE 8—BID SECURITY**

- 8.01 A Bid must be accompanied by bid security made payable to Owner in an amount of five percent (5%) of Bidder's maximum Bid price (determined by adding the base bid and all alternates) and in the form of a bid bond issued by a surety meeting the requirements of Paragraph 6.01 of the General Conditions. Such bid bond will be issued in the form included in the Bidding Documents.
- 8.02 The Bid security of the apparent Successful Bidder will be retained until Owner awards the contract to such Bidder, and such Bidder has executed the Contract, furnished the required



Contract security, and met the other conditions of the Notice of Award, whereupon the Bid security will be released. If the Successful Bidder fails to execute and deliver the Contract and furnish the required Contract security within 15 days after the Notice of Award, Owner may consider Bidder to be in default, annul the Notice of Award, and the Bid security of that Bidder will be forfeited, in whole in the case of a penal sum bid bond, and to the extent of Owner's damages in the case of a damages-form bond. Such forfeiture will be Owner's exclusive remedy if Bidder defaults.

- 8.03 The Bid security of other Bidders that Owner believes to have a reasonable chance of receiving the award may be retained by Owner until the earlier of 7 days after the Effective Date of the Contract or 61 days after the Bid opening, whereupon Bid security furnished by such Bidders will be released.
- 8.04 Bid security of other Bidders that Owner believes do not have a reasonable chance of receiving the award will be released within 7 days after the Bid opening.

#### **ARTICLE 9—CONTRACT TIMES**

- 9.01 The number of days within which, or the dates by which, the Work is to be (a) substantially completed and (b) ready for final payment, and (c) Milestones (if any) are to be achieved, are set forth in the Agreement.
- 9.02 Provisions for liquidated damages, if any, for failure to timely attain a Milestone, Substantial Completion, or completion of the Work in readiness for final payment, are set forth in the Agreement.

#### **ARTICLE 10—SUBSTITUTE AND "OR EQUAL" ITEMS**

- 10.01 The Contract for the Work, as awarded, will be on the basis of materials and equipment specified or described in the Bidding Documents without consideration during the bidding and Contract award process of possible substitute or "or-equal" items. In cases in which the Contract allows the Contractor to request that Engineer authorize the use of a substitute or "or-equal" item of material or equipment, application for such acceptance may not be made to and will not be considered by Engineer until after the Effective Date of the Contract.
- 10.02 All prices that Bidder sets forth in its Bid will be based on the presumption that the Contractor will furnish the materials and equipment specified or described in the Bidding Documents, as supplemented by Addenda. Any assumptions regarding the possibility of post-Bid approvals of "or-equal" or substitution requests are made at Bidder's sole risk.

#### **ARTICLE 11—SUBCONTRACTORS, SUPPLIERS, AND OTHERS**

- 11.01 If the Instructions to Bidders require the identity of certain Subcontractors, Suppliers, individuals, or entities to be submitted to Owner in advance of a specified date prior to the Effective Date of the Agreement, the apparent Successful Bidder, and any other Bidder so requested, shall submit to Owner a list of all such Subcontractors, Suppliers, individuals, or entities proposed for those portions of the Work for which such identification is required.
- 11.02 If requested by Owner, such list must be accompanied by an experience statement with pertinent information regarding similar projects and other evidence of qualification for each such Subcontractor or Supplier. If Owner or Engineer, after due investigation, has reasonable objection

to any proposed Subcontractor or Supplier, Owner may, before the Notice of Award is given, request apparent Successful Bidder to submit an acceptable substitute, in which case apparent Successful Bidder will submit a substitute, Bidder's Bid price will be increased (or decreased) by the difference in cost occasioned by such substitution, and Owner may consider such price adjustment in evaluating Bids and making the Contract award.

- 11.03 If apparent Successful Bidder declines to make any such substitution, Owner may award the Contract to the next lowest Bidder that proposes to use acceptable Subcontractors and Suppliers. Declining to make requested substitutions will constitute grounds for forfeiture of the Bid security of any Bidder. Any Subcontractor or Supplier, so listed and against which Owner or Engineer makes no written objection prior to the giving of the Notice of Award will be deemed acceptable to Owner and Engineer subject to subsequent revocation of such acceptance as provided in Paragraph 7.07 of the General Conditions.
- 11.04 Contractor shall not be required to employ any Subcontractor, Supplier, individual or entity against whom Contractor has reasonable objection.

#### **ARTICLE 12—PREPARATION OF BID**

- 12.01 The Bid Form is included with the Bidding Documents.
- A. All blanks on the Bid Form must be completed in ink and the Bid Form signed in ink. Erasures or alterations must be initialed in ink by the person signing the Bid Form. A Bid price must be indicated for each section, Bid item, alternate, adjustment unit price item, and unit price item listed therein.
  - B. If the Bid Form expressly indicates that submitting pricing on a specific alternate item is optional, and Bidder elects to not furnish pricing for such optional alternate item, then Bidder may enter the words "No Bid" or "Not Applicable."
- 12.02 If Bidder has obtained the Bidding Documents as Electronic Documents, then Bidder shall prepare its Bid on a paper copy of the Bid Form printed from the Electronic Documents version of the Bidding Documents. The printed copy of the Bid Form must be clearly legible, printed on 8½ inch by 11-inch paper and as closely identical in appearance to the Electronic Document version of the Bid Form as may be practical. The Owner reserves the right to accept Bid Forms which nominally vary in appearance from the original paper version of the Bid Form, providing that all required information and submittals are included with the Bid.
- 12.03 A Bid by a corporation must be executed in the corporate name by a corporate officer (whose title must appear under the signature), accompanied by evidence of authority to sign. The corporate address and state of incorporation must be shown.
- 12.04 A Bid by a partnership must be executed in the partnership name and signed by a partner (whose title must appear under the signature), accompanied by evidence of authority to sign. The official address of the partnership must be shown.
- 12.05 A Bid by a limited liability company must be executed in the name of the firm by a member or other authorized person and accompanied by evidence of authority to sign. The state of formation of the firm and the official address of the firm must be shown.
- 12.06 A Bid by an individual must show the Bidder's name and official address.

- 12.07 A Bid by a joint venture must be executed by an authorized representative of each joint venturer in the manner indicated on the Bid Form. The joint venture must have been formally established prior to submittal of a Bid, and the official address of the joint venture must be shown.
- 12.08 All names must be printed in ink below the signatures.
- 12.09 The Bid must contain an acknowledgment of receipt of all Addenda, the numbers of which must be filled in on the Bid Form.
- 12.10 Postal and e-mail addresses and telephone number for communications regarding the Bid must be shown.
- 12.11 The Bid must contain evidence of Bidder's authority to do business in the state where the Project is located, or Bidder must certify in writing that it will obtain such authority within the time for acceptance of Bids and attach such certification to the Bid.
- 12.12 If Bidder is required to be licensed to submit a Bid or perform the Work in the state where the Project is located, the Bid must contain evidence of Bidder's licensure, or Bidder must certify in writing that it will obtain such licensure within the time for acceptance of Bids and attach such certification to the Bid. Bidder's state contractor license number, if any, must also be shown on the Bid Form.

#### **ARTICLE 13—BASIS OF BID**

- 13.01 The basis of Bid is set in Section 3 – Bid Form. Description of the various basis of Bid are as follows:
  - A. If Bid is Lump Sum
    - 1. Bidders must submit a Bid on a lump sum basis as set forth in the Bid Form.
  - B. If bid is a Base Bid with Alternates
    - 1. Bidders must submit a Bid on a lump sum basis for the base Bid and include a separate price for each alternate described in the Bidding Documents and as provided for in the Bid Form. The price for each alternate will be the amount added to or deleted from the base Bid if Owner selects the alternate.
    - 2. In the comparison of Bids, alternates will be applied in the same order of priority as listed in the Bid Form.
  - C. If bid is a Unit Price
    - 1. Bidders must submit a Bid on a unit price basis for each item of Work listed in the unit price section of the Bid Form.
    - 2. The "Bid Price" (sometimes referred to as the extended price) for each unit price Bid item will be the product of the "Estimated Quantity," which Owner or its representative has set forth in the Bid Form, for the item and the corresponding "Bid Unit Price" offered by the Bidder. The total of all unit price Bid items will be the sum of these "Bid Prices"; such total will be used by Owner for Bid comparison purposes. The final quantities and Contract Price will be determined in accordance with Paragraph 13.03 of the General Conditions.
    - 3. Discrepancies between the multiplication of units of Work and unit prices will be resolved in favor of the unit prices. Discrepancies between the indicated sum of any

column of figures and the correct sum thereof will be resolved in favor of the correct sum.

#### **ARTICLE 14—SUBMITTAL OF BID**

- 14.01 The unbound copy of the Bid Form is to be completed and submitted with the Bid security and the other documents required to be submitted under the terms of Article 2 of the Bid Form.
- 14.02 A Bid must be received no later than the date and time prescribed and at the place indicated in the Advertisement or invitation to bid and must be enclosed in a plainly marked and sealed envelope with the Project title, and, if applicable, the designated portion of the Project for which the Bid is submitted, the name and address of Bidder, and must be accompanied by the Bid security and other required documents. If a Bid is sent by mail or other delivery system, the sealed envelope containing the Bid must be enclosed in a separate package plainly marked on the outside with the notation "BID ENCLOSED." A mailed Bid must be addressed to the location designated in the Advertisement.
- 14.03 The Bidder assumes the sole responsibility for timely delivery of its Bid, regardless of the method of delivery. Bids received after the date and time prescribed for the opening of bids, or not submitted at the correct location or in the designated manner, will not be accepted and will be returned to the Bidder unopened.

#### **ARTICLE 15—MODIFICATION AND WITHDRAWAL OF BID**

- 15.01 An unopened Bid may be withdrawn by an appropriate document duly executed in the same manner that a Bid must be executed and delivered to the place where Bids are to be submitted prior to the date and time for the opening of Bids. Upon receipt of such notice, the unopened Bid will be returned to the Bidder.
- 15.02 If a Bidder wishes to modify its Bid prior to Bid opening, Bidder must withdraw its initial Bid in the manner specified in Paragraph 15.01 and submit a new Bid prior to the date and time for the opening of Bids.
- 15.03 If within 24 hours after Bids are opened any Bidder files a duly signed written notice with Owner and promptly thereafter demonstrates to the reasonable satisfaction of Owner that there was a material and substantial mistake in the preparation of its Bid, the Bidder may withdraw its Bid, and the Bid security will be returned. Thereafter, if the Work is rebid, the Bidder will be disqualified from further bidding on the Work.

#### **ARTICLE 16—OPENING OF BIDS**

- 16.01 Bids will be opened at the time and place indicated in the advertisement or invitation to bid and, unless obviously non-responsive, read aloud publicly. An abstract of the amounts of the base Bids and major alternates, if any, will be made available to Bidders after the opening of Bids.
- 16.02 All Bids will remain subject to acceptance for sixty (60) days after the day of the Bid opening, but Owner may, in its sole discretion, release any Bid and return the Bid security prior to the end of this period.

## ARTICLE 17—EVALUATION OF BIDS AND AWARD OF CONTRACT

- 17.01 Owner reserves the right to reject any or all Bids pursuant to Nevada State law, including without limitation, nonconforming, nonresponsive, unbalanced, or conditional Bids. Owner also reserves the right to waive all minor Bid informalities not involving price, time, or changes in the Work.
- 17.02 Owner will reject the Bid of any Bidder that Owner finds, after reasonable inquiry and evaluation, to not be responsible.
- 17.03 If Bidder purports to add terms or conditions to its Bid, takes exception to any provision of the Bidding Documents, or attempts to alter the contents of the Contract Documents for purposes of the Bid, whether in the Bid itself or in a separate communication to Owner or Engineer, then Owner will reject the Bid as nonresponsive.
- 17.04 If Owner awards the contract for the Work, such award will be to the responsible Bidder submitting the lowest responsive Bid.
- 17.05 *Evaluation of Bids*
- A. In evaluating Bids, Owner will consider whether the Bids comply with the prescribed requirements, and such alternates, unit prices, and other data, as may be requested in the Bid Form or prior to the Notice of Award.
  - B. If the Unit Bid Item prices and/or schedule of values of a prospective Bidder's Bid are obviously unbalanced, either in excess or below the reasonable cost analysis values, the Bid may be rejected. All bids with separately-priced line items shall be analyzed to determine if the prices are unbalanced. A Bid may be rejected if Owner determines that the lack of balance poses an unacceptable risk to Owner. A Bid with unbalanced pricing may increase performance risk and could result in payment of unreasonably high prices. Unbalanced pricing exists when, despite an acceptable total evaluated price, the price of one or more bid items is significantly over- or understated, as indicated by the application of cost or price analysis techniques. The greatest risks associated with unbalanced pricing occur when:
    - 1. Overpricing of startup work, mobilization, or early items of work ("front-end loading") would cause a Bidder to receive substantial up-front payment;
    - 2. Base quantities and option quantities are separate line items;
    - 3. The quantities as bid are incorrect and the contract cost will be increased when quantities are corrected; and/or
    - 4. On items when the quantities may vary, if the anticipated variation in quantity would result in the lower Bidder not remaining as the low bidder.
  - C. More than one Bid for the same Work from an individual or entity under the same or different names will not be considered. Reasonable grounds for believing that any Bidder has an interest in more than one Bid for the Work may be cause for disqualification of that Bidder and the rejection of all Bids in which that Bidder has an interest.
  - D. In evaluating bids, Owner will consider whether or not the Bids comply with the prescribed requirements, and such alternates, unit prices and other data as may be requested in the Bid Form or prior to the Notice of Award.
  - E. In evaluating whether a Bidder is responsible, Owner will consider the qualifications of the Bidder and may consider the qualifications and experience of Subcontractors and Suppliers

proposed for those portions of the Work for which the identity of Subcontractors and Suppliers must be submitted as provided in the Bidding Documents.

- F. Owner may conduct such investigations as Owner deems necessary to establish the responsibility, qualifications, and financial ability of Bidders and any proposed Subcontractors or Suppliers.
- G. If the Contract is to be awarded, Owner will award the Contract to the Bidder whose Bid is in the best interest of the Project.
- H. Owner reserves the right to reduce the Scope of Work up to twenty-five percent (25%) of the total Bid price by deleting items and/or reducing the Scope of Work without invalidating the Bid, if necessary, to reduce the cost of the project to within the Engineer's Estimate and/or Owner's budget.
- I. Any Bidder which submitted a Bid to Owner may protest the recommendation of award in accordance with procedures as set forth in NRS 338.

#### **ARTICLE 18—BONDS AND INSURANCE**

- 18.01 Article 6 of the General Conditions, as may be modified by the Supplementary Conditions, sets forth Owner's requirements as to performance and payment bonds and insurance. When the Successful Bidder delivers the executed Agreement to Owner, it must be accompanied by one (1) copy of each of the required bonds and insurance documentation.
- 18.02 Article 8, Bid Security, of these Instructions, addresses any requirements for providing bid bonds as part of the bidding process.

#### **ARTICLE 19—SIGNING OF AGREEMENT**

When Owner issues a Notice of Award to the Successful Bidder, it will be accompanied by the required number of unexecuted counterparts of the Agreement along with the other Contract Documents as identified in the Agreement. Within 15 days thereafter, Successful Bidder must execute and deliver the required number of counterparts of the Agreement and any bonds and insurance documentation required to be delivered by the Contract Documents to Owner. Within 20 days thereafter, Owner will deliver one fully executed counterpart of the Agreement to Successful Bidder, together with printed and electronic copies of the Contract Documents as stated in Paragraph 2.02 of the General Conditions.

#### **ARTICLE 20—SALES AND USE TAXES**

Owner is exempt from Nevada state sales and use taxes on materials and equipment to be incorporated in the Work (Exemption No. 88-760004K). Per Section 15, Chapter 338 of the NRS, each contractor, subcontractor and other person who provides labor, equipment, materials, supplies or services for the Work will comply with the requirements of all applicable state and local laws, including, without limitation, any applicable licensing requirements and requirements for the payment of sales and use taxes on equipment, materials and supplies provided for the Work. Said taxes must not be included in the Bid. Refer to Paragraph SC-7.10 of the Supplementary Conditions for additional information.

## ARTICLE 21—NEVADA REVISED STATUTES

- 21.01 Each and every provision of Chapters 332, 338 and 339 of the Nevada Revised Statutes (NRS) and other laws required to be inserted in these Contract Documents shall be deemed to be inserted herein, and the Contract Documents shall be read and enforced as though they are included herein.
- 21.02 In accordance with NRS 338, the Successful Contractor shall report the name and address of each subcontractor to the Owner and Washoe County Labor Commissioner if the estimated total price of the Contract exceeds \$100,000.
- 21.03 Bidder's attention is directed to Chapter 527, Statutes of Nevada 2019, enacted by the Nevada Legislature by passage of Senate Bill 207, an act relating to apprentices, requiring contractor and subcontractors to comply with certain requirements relating to the use of apprentices on public works projects. *The two lowest responsive bidders will be required to fill out and submit a copy of the project Workforce Checklist, a sample copy of which follows this Section.*

## ARTICLE 22—HISTORICAL AND ARCHAEOLOGICAL

If, during the course of construction, evidence of deposits of historical or archaeological interest is found, the Contractor shall cease operation(s) affecting the find and shall notify the Owner. No further disturbance of the deposits shall ensue until the Owner has notified the Contractor that he may proceed.

## ARTICLE 23—SAFETY AND HEALTH REGULATIONS FOR CONSTRUCTION

- 23.01 These construction documents are to be governed at all times by applicable provisions of the Federal Law, including but not limited to the latest amendment of the following:
- A. Williams-Steiger Occupational Safety and Health Act of 1970, Public Law 94-596
  - B. Part 1910 -- Occupational Safety and Health Standards, Chapter XVII of Title 29, Code of Federal Regulations
  - C. Part 1926 -- Safety and Health Regulations for Construction, Chapter XVII of Title 29, Code of Federal Regulations.

END OF INSTRUCTIONS

This page intentionally left blank.



## SECTION 3 - BID FORM

The terms used in this Bid with initial capital letters have the meanings stated in the Instructions to Bidders, the General Conditions, and the Supplementary Conditions.

### ARTICLE 1—OWNER AND BIDDER

1.01 This Bid is submitted to:

Incline Village General Improvement District  
Public Works Department  
1220 Sweetwater Road  
Incline Village NV 89451  
775-832-1267

1.02 The undersigned Bidder proposes and agrees, if this Bid is accepted, to enter into an Agreement with Owner in the form included in the Bidding Documents to perform all Work as specified or indicated in the Bidding Documents for the prices and within the times indicated in this Bid and in accordance with the other terms and conditions of the Bidding Documents.

### ARTICLE 2—ATTACHMENTS TO THIS BID

2.01 The following documents are submitted with and made a condition of this Bid:

- A. Required Bid security;
- B. List of Proposed Subcontractors;
- C. List of Proposed Suppliers;
- D. Evidence of authority to do business in the state of Nevada, or a written covenant to obtain such authority within the time for acceptance of Bids;
- E. Contractor's license number as evidence of Bidder's State Contractor's License, or a covenant by Bidder to obtain said license within the time for acceptance of Bids;
- F. Required Bidder Qualification Statement with supporting data.

### ARTICLE 3—BASIS OF BID—LUMP SUM BID AND UNIT PRICES

1.01 Bidder will complete the Work in accordance with the Contract Documents for the following Lump Sum price(s):

**LUMP SUM SCHEDULE**

| Description                                    | Total<br>(In Numbers) | Total<br>(In Words) |
|--|-----------------------|---------------------|
| Recreation Center Locker Rooms Remodel Project | \$                    |                     |

**ARTICLE 4—TIME OF COMPLETION**

- 4.01 Bidder agrees that the Work will be substantially complete and will be completed and ready for final payment in accordance with Paragraph 15.06 of the General Conditions on or before the dates or within the number of calendar days indicated in the Agreement.
- 4.02 Bidder accepts the provisions of the Agreement as to liquidated damages.

**ARTICLE 5—BIDDER’S ACKNOWLEDGEMENTS: ACCEPTANCE PERIOD, INSTRUCTIONS, AND RECEIPT OF ADDENDA**

- 5.01 *Bid Acceptance Period*
  - A. This Bid will remain subject to acceptance for 60 days after the Bid opening, or for such longer period of time that Bidder may agree to in writing upon request of Owner.
- 5.02 *Instructions to Bidders*
  - A. Bidder accepts all of the terms and conditions of the Instructions to Bidders, including without limitation those dealing with the disposition of Bid security.
- 5.03 *Receipt of Addenda*
  - A. Bidder hereby acknowledges receipt of the following Addenda:

| Addendum Number | Addendum Date |
|-----------------|---------------|
|                 |               |
|                 |               |
|                 |               |

**ARTICLE 6—BIDDER’S REPRESENTATIONS AND CERTIFICATIONS**

- 6.01 *Bidder’s Representations*
  - A. In submitting this Bid, Bidder represents the following:
    1. Bidder has examined and carefully studied the Bidding Documents, including Addenda.
    2. Bidder has visited the Site, conducted a thorough visual examination of the Site and adjacent areas, and become familiar with the general, local, and Site conditions that may affect cost, progress, and performance of the Work.
    3. Bidder is familiar with all Laws and Regulations that may affect cost, progress, and performance of the Work.

4. Bidder has carefully studied the reports of explorations and tests of subsurface conditions at or adjacent to the Site and the drawings of physical conditions relating to existing surface or subsurface structures at the Site that have been identified in the Supplementary Conditions, with respect to the Technical Data in such reports and drawings.
5. Bidder has carefully studied the reports and drawings relating to Hazardous Environmental Conditions, if any, at or adjacent to the Site that have been identified in the Supplementary Conditions, with respect to Technical Data in such reports and drawings.
6. Bidder has considered the information known to Bidder itself; information commonly known to contractors doing business in the locality of the Site; information and observations obtained from visits to the Site; the Bidding Documents; and the Technical Data identified in the Supplementary Conditions or by definition, with respect to the effect of such information, observations, and Technical Data on (a) the cost, progress, and performance of the Work; (b) the means, methods, techniques, sequences, and procedures of construction to be employed by Bidder, if selected as Contractor; and (c) Bidder's (Contractor's) safety precautions and programs.
7. Based on the information and observations referred to in the preceding paragraph, Bidder agrees that no further examinations, investigations, explorations, tests, studies, or data are necessary for the performance of the Work at the Contract Price, within the Contract Times, and in accordance with the other terms and conditions of the Contract.
8. Bidder is aware of the general nature of work to be performed by Owner and others at the Site that relates to the Work as indicated in the Bidding Documents.
9. Bidder has given Engineer written notice of all conflicts, errors, ambiguities, or discrepancies that Bidder has discovered in the Bidding Documents, and of discrepancies between Site conditions and the Contract Documents, and the written resolution thereof by Engineer is acceptable to Contractor.
10. The Bidding Documents are generally sufficient to indicate and convey understanding of all terms and conditions for performance and furnishing of the Work.
11. The submission of this Bid constitutes an incontrovertible representation by Bidder that without exception the Bid and all prices in the Bid are premised upon performing and furnishing the Work required by the Bidding Documents.

6.02 *Bidder's Certifications*

- A. The Bidder certifies the following:
  1. This Bid is genuine and not made in the interest of or on behalf of any undisclosed individual or entity and is not submitted in conformity with any collusive agreement or rules of any group, association, organization, or corporation.
  2. Bidder has not directly or indirectly induced or solicited any other Bidder to submit a false or sham Bid.
  3. Bidder has not solicited or induced any individual or entity to refrain from bidding.
  4. Bidder has not engaged in corrupt, fraudulent, collusive, or coercive practices in competing for the Contract. For the purposes of this Paragraph 8.02.A:

- a. Corrupt practice means the offering, giving, receiving, or soliciting of anything of value likely to influence the action of a public official in the bidding process.
- b. Fraudulent practice means an intentional misrepresentation of facts made (a) to influence the bidding process to the detriment of Owner, (b) to establish bid prices at artificial non-competitive levels, or (c) to deprive Owner of the benefits of free and open competition.
- c. Collusive practice means a scheme or arrangement between two or more Bidders, with or without the knowledge of Owner, a purpose of which is to establish bid prices at artificial, non-competitive levels.
- d. Coercive practice means harming or threatening to harm, directly or indirectly, persons or their property to influence their participation in the bidding process or affect the execution of the Contract.

BIDDER hereby submits this Bid as set forth above:

Bidder:

\_\_\_\_\_  
*(typed or printed name of organization)*

By: \_\_\_\_\_  
*(individual's signature)*

Name: \_\_\_\_\_  
*(typed or printed)*

Title: \_\_\_\_\_  
*(typed or printed)*

Date: \_\_\_\_\_  
*(typed or printed)*

*If Bidder is a corporation, a partnership, or a joint venture, attach evidence of authority to sign.*

Attest: \_\_\_\_\_  
*(individual's signature)*

Name: \_\_\_\_\_  
*(typed or printed)*

Title: \_\_\_\_\_  
*(typed or printed)*

Date: \_\_\_\_\_  
*(typed or printed)*

Address for giving notices:

\_\_\_\_\_  
\_\_\_\_\_

Bidder's Contact:

Name: \_\_\_\_\_  
*(typed or printed)*

Title: \_\_\_\_\_  
*(typed or printed)*

Phone: \_\_\_\_\_

Email: \_\_\_\_\_

Address: \_\_\_\_\_  
\_\_\_\_\_  
\_\_\_\_\_

Bidder's Contractor License No.: \_\_\_\_\_

**ADDITIONAL INFORMATION REQUIRED AT BID**  
**Reference Instructions to Bidders Section 2**

List three (3) similar projects completed by Contractor, with a minimum \$500,000 total project cost, within the last 5 years:

| Contact Name & Phone No. | Description of Work | Date Complete | Cost |
|--------------------------|---------------------|---------------|------|
|                          |                     |               |      |
|                          |                     |               |      |
|                          |                     |               |      |
|                          |                     |               |      |

**Work Experience:** List years of experience with similar projects, project descriptions, locations and costs, for proposed Job Foreman/ Superintendent:

| Forman/Super's Name        | Title       | Years' Experience |                |
|----------------------------|-------------|-------------------|----------------|
| Name & Location of Project | Description | Project Cost      | Date Completed |
| Name & Location of Project | Description | Project Cost      | Date Completed |
| Name & Location of Project | Description | Project Cost      | Date Completed |
| Name & Location of Project | Description | Project Cost      | Date Completed |

**NRS 338.141: List of Subcontractors and Contractor Self Performance Exceeding Five Percent (5%) of Bid Amount**

List below the name, address and contractor's or business license number of each first tier subcontractor, equipment or materials supplier who will provide labor, equipment or supplies on the project for which the subcontractor or supplier will be paid an amount exceeding five percent (5%) of the contractor's base bid. For each subcontractor/ supplier listed, also describe the kind of work, equipment or materials the subcontractor/ supplier will provide. (Use an additional sheet, if necessary.)

|   |   |
|---|---|
| Prime Contractor's Name, Address & Phone No.            | Nevada Contractor License No./License Limit |
|   |   |
| Kind of Work/Supplies                                   | % of Work/Supplies                          |
| Description of work being self-performed by Contractor: |   |

|   |   |
|---|---|
| Subcontractor or Supplier Name, Address & Phone No. | Nevada Contractor License No./License Limit |
|   |   |
| Kind of Work/Supplies                               | % of Work/Supplies                          |
|   |   |

|   |   |
|---|---|
| Subcontractor or Supplier Name, Address & Phone No. | Nevada Contractor License No./License Limit |
|   |   |
| Kind of Work/Supplies                               | % of Work/Supplies                          |
|   |   |

|   |   |
|---|---|
| Subcontractor or Supplier Name, Address & Phone No. | Nevada Contractor License No./License Limit |
|   |   |
| Kind of Work/Supplies                               | % of Work/Supplies                          |
|   |   |

|   |   |
|---|---|
| Subcontractor or Supplier Name, Address & Phone No. | Nevada Contractor License No./License Limit |
|   |   |
| Kind of Work/Supplies                               | % of Work/Supplies                          |
|   |   |

**NRS 338.141: List of Subcontractors and Contractor Self Performance Exceeding One Percent (1%) of Bid Amount or \$50,000, whichever is greater (Two Hour List)**

List below the name, address and contractor's or business license number of each first tier subcontractor, equipment or materials supplier who will provide labor, equipment or supplies on the project for which the subcontractor or supplier will be paid an amount exceeding one percent (1%) of the contractor's base bid. For each subcontractor/ supplier listed, also describe the kind of work, equipment or materials the subcontractor/ supplier will provide. (Use an additional sheet, if necessary.)

|   |   |
|---|---|
| Prime Contractor's Name, Address & Phone No.            | Nevada Contractor License No./License Limit |
|   |   |
| Kind of Work/Supplies                                   | % of Work/Supplies                          |
| Description of work being self-performed by Contractor: |   |

|   |   |
|---|---|
| Subcontractor or Supplier Name, Address & Phone No. | Nevada Contractor License No./License Limit |
|   |   |
| Kind of Work/Supplies                               | % of Work/Supplies                          |
|   |   |

|   |   |
|---|---|
| Subcontractor or Supplier Name, Address & Phone No. | Nevada Contractor License No./License Limit |
|   |   |
| Kind of Work/Supplies                               | % of Work/Supplies                          |
|   |   |

|   |   |
|---|---|
| Subcontractor or Supplier Name, Address & Phone No. | Nevada Contractor License No./License Limit |
|   |   |
| Kind of Work/Supplies                               | % of Work/Supplies                          |
|   |   |

|   |   |
|---|---|
| Subcontractor or Supplier Name, Address & Phone No. | Nevada Contractor License No./License Limit |
|   |   |
| Kind of Work/Supplies                               | % of Work/Supplies                          |
|   |   |



PUBLIC WORKS BIDDERS PREFERENCE AFFIDAVIT

I, \_\_\_\_\_, on behalf of \_\_\_\_\_ ("Contractor"), hereby certify and affirm under penalty of perjury, for purposes of qualifying for a preference in bidding under Nevada Revised Statutes Chapter 338 on Project No. 4899FF1202, the Incline Village Recreation Center Locker Rooms Remodel Project ("Project"), that the following requirements will be adhered to, documented and attained for the duration of the Project:

- 1. At least fifty percent (50%) of workers employed on the Project (including Subcontractors) hold a valid driver's license or identification card issued by the Nevada Department of Motor Vehicles;
2. All vehicles used primarily for the Project will be (a) registered and (where applicable) partially apportioned to Nevada; or (b) registered in Nevada;
3. At least fifty percent (50%) of the design professionals who work on the Project (including subcontractors) hold a valid driver's license or identification card issued by the Nevada Department of Motor Vehicles;
4. The Contractor shall maintain and make available for inspection within Nevada all payroll records related to this Project.

Contractor recognizes and accepts that failure to comply with the requirements herein shall be a material breach of the contract and entitle the Incline Village General Improvement District ("Authority") to liquidated damages in the amount set by statute. In addition, the Contractor recognizes and accepts that failure to comply with any requirements herein may lose its certification for preference in bidding for five (5) years and/or the ability to bid on any contracts for public works for one (1) year pursuant to NRS Chapter 338.

Signature: \_\_\_\_\_

Print Name: \_\_\_\_\_

Title: \_\_\_\_\_ Date: \_\_\_\_\_

State of \_\_\_\_\_ )
)ss.
County of \_\_\_\_\_ )

This instrument was acknowledged before me on \_\_\_\_\_ day of \_\_\_\_\_, 20\_\_\_\_, by \_\_\_\_\_ (name of person making statement).

\_\_\_\_\_  
Notary Signature

NOTARY STAMP

This page intentionally left blank.

## SECTION 4 - BID BOND

|  |  |
|--|--|
| <b>Bidder</b><br>Name: _____<br>Address (principal place of business): _____   | <b>Surety</b><br>Name: _____<br>Address (principal place of business): _____   |
| <b>Owner</b><br>Name: <b>Incline Village GID</b><br>Address (principal place of business):<br><b>Public Works Department</b><br><b>1220 Sweetwater Road</b><br><b>Incline Village, NV 89451</b><br><b>775-832-1267</b> | <b>Bid</b><br>Project (name and location):<br><b>Recreation Center Locker Rooms Remodel</b><br><b>980 Incline Way</b><br><b>Incline Village, NV 89451</b><br><br>Bid Due Date: <b>May 20, 2021</b> |
| <b>Bond</b><br>Bond Amount: <b>[Amount]</b><br>Date of Bond: <b>[Date]</b>   |  |
| Surety and Bidder, intending to be legally bound hereby, subject to the terms set forth in this Bid Bond, do each cause this Bid Bond to be duly executed by an authorized officer, agent, or representative.          |  |
| Bidder   | Surety   |
| <i>(Full formal name of Bidder)</i>  | <i>(Full formal name of Surety) (corporate seal)</i>   |
| By: _____<br><i>(Signature)</i>  | By: _____<br><i>(Signature) (Attach Power of Attorney)</i>   |
| Name: _____<br><i>(Printed or typed)</i>   | Name: _____<br><i>(Printed or typed)</i>   |
| Title: _____   | Title: _____   |
| Attest: _____<br><i>(Signature)</i>  | Attest: _____<br><i>(Signature)</i>  |
| Name: _____<br><i>(Printed or typed)</i>   | Name: _____<br><i>(Printed or typed)</i>   |
| Title: _____   | Title: _____   |
| <i>Notes: (1) Note: Addresses are to be used for giving any required notice. (2) Provide execution by any additional parties, such as joint venturers, if necessary.</i>   |  |

1. Bidder and Surety, jointly and severally, bind themselves, their heirs, executors, administrators, successors, and assigns to pay to Owner upon default of Bidder any difference between the total amount of Bidder's Bid and the total amount of the Bid of the next lowest, responsible Bidder that submitted a responsive Bid, as determined by Owner, for the work required by the Contract Documents, provided that:
  - 1.1. If there is no such next Bidder, and Owner does not abandon the Project, then Bidder and Surety shall pay to Owner the bond amount set forth on the face of this Bond, and
  - 1.2. In no event will Bidder's and Surety's obligation hereunder exceed the bond amount set forth on the face of this Bond.
  - 1.3. Recovery under the terms of this Bond will be Owner's sole and exclusive remedy upon default of Bidder.
2. Default of Bidder occurs upon the failure of Bidder to deliver within the time required by the Bidding Documents (or any extension thereof agreed to in writing by Owner) the executed Agreement required by the Bidding Documents and any performance and payment bonds required by the Bidding Documents.
3. This obligation will be null and void if:
  - 3.1. Owner accepts Bidder's Bid and Bidder delivers within the time required by the Bidding Documents (or any extension thereof agreed to in writing by Owner) the executed Agreement required by the Bidding Documents and any performance and payment bonds required by the Bidding Documents, or
  - 3.2. All Bids are rejected by Owner, or
  - 3.3. Owner fails to issue a Notice of Award to Bidder within the time specified in the Bidding Documents (or any extension thereof agreed to in writing by Bidder and, if applicable, consented to by Surety when required by Paragraph 5 hereof).
4. Payment under this Bond will be due and payable upon default of Bidder and within 30 calendar days after receipt by Bidder and Surety of written notice of default from Owner, which notice will be given with reasonable promptness, identifying this Bond and the Project and including a statement of the amount due.
5. Surety waives notice of any and all defenses based on or arising out of any time extension to issue Notice of Award agreed to in writing by Owner and Bidder, provided that the total time for issuing Notice of Award including extensions will not in the aggregate exceed 120 days from Bid due date without Surety's written consent.
6. No suit or action will be commenced under this Bond prior to 30 calendar days after the notice of default required in Paragraph 4 above is received by Bidder and Surety, and in no case later than one year after the Bid due date.
7. Any suit or action under this Bond must be commenced only in a court of competent jurisdiction located in the state in which the Project is located.
8. Notices required hereunder must be in writing and sent to Bidder and Surety at their respective addresses shown on the face of this Bond. Such notices may be sent by personal delivery, commercial courier, or by United States Postal Service registered or certified mail, return receipt requested, postage pre-paid, and will be deemed to be effective upon receipt by the party concerned.
9. Surety shall cause to be attached to this Bond a current and effective Power of Attorney evidencing the authority of the officer, agent, or representative who executed this Bond on behalf of Surety to execute, seal, and deliver such Bond and bind the Surety thereby.
10. This Bond is intended to conform to all applicable statutory requirements. Any applicable requirement of any applicable statute that has been omitted from this Bond will be deemed to be included herein as if set forth at length. If any provision of this Bond conflicts with any applicable statute, then the provision of said statute governs and the remainder of this Bond that is not in conflict therewith continues in full force and effect.
11. The term "Bid" as used herein includes a Bid, offer, or proposal as applicable.

## SECTION 5 AGREEMENT BETWEEN OWNER AND CONTRACTOR FOR CONSTRUCTION CONTRACT

This Agreement is by and between the **Incline Village General Improvement District** (“Owner” or “IVGID”) and [TBD] (“Contractor”). This Agreement will be effective on [TBD] (which is the Effective Date of the Contract). Terms used in this Agreement have the meanings stated in the General Conditions and the Supplementary Conditions.

Owner and Contractor hereby agree as follows:

### ARTICLE 1—WORK

1.01 Contractor shall complete all Work as specified or indicated in the Contract Documents. The Work is generally described as follows:

The modernization of the existing Men’s and Women’s locker rooms at the Incline Village Recreation Center. Project is located at 980 Incline Way in Incline Village, Nevada. The work to be performed for this project consists of all labor, material, tools, equipment and incidentals necessary to modernize existing locker rooms including: Removal and replacement of doors and frames, lockers, benches, counter tops, sinks, showers, toilets, partitions, tile, light fixtures, and associated items as shown on the construction drawings.

### ARTICLE 2—THE PROJECT

2.01 The Project, of which the Work under the Contract Documents is a part, is generally described as follows: **Incline Village Recreation Center Locker Rooms Remodel Project.**

### ARTICLE 3—ENGINEER

3.01 IVGID’s Engineering Division is to act as Owner’s representative, assume all duties and responsibilities of Engineer, and have the rights and authority assigned to Engineer in the Contract.

3.02 The part of the Project that pertains to the Work has been designed by Ward-Young Architects and the IVGID Engineering Division.

### ARTICLE 4—CONTRACT TIMES

4.01 *Time is of the Essence*

A. All time limits for Milestones, if any, Substantial Completion, and completion and readiness for final payment as stated in the Contract Documents are of the essence of the Contract.

B. The OWNER anticipates issuing the Notice to Proceed on or about **July 19, 2021**.

4.02 *Contract Times: Dates*

A. The Work will be substantially complete on or before **October 29, 2021**, and completed and ready for final payment in accordance with Paragraph 15.06 of the General Conditions on or before **November 12, 2021**.

#### 4.03 *Liquidated Damages*

- A. Contractor and Owner recognize that time is of the essence as stated in Paragraph 4.01 above and that Owner will suffer financial and other losses if the Work is not completed and Milestones not achieved within the Contract Times, as duly modified. The parties also recognize the delays, expense, and difficulties involved in proving, in a legal or arbitration proceeding, the actual loss suffered by Owner if the Work is not completed on time. Accordingly, instead of requiring any such proof, Owner and Contractor agree that as liquidated damages for delay (but not as a penalty):
1. *Substantial Completion*: Contractor shall pay Owner \$250 for each day that expires after the time (as duly adjusted pursuant to the Contract) specified above for Substantial Completion, until the Work is substantially complete.
  2. *Completion of Remaining Work*: After Substantial Completion, if Contractor shall neglect, refuse, or fail to complete the remaining Work within the Contract Times (as duly adjusted pursuant to the Contract) for completion and readiness for final payment, Contractor shall pay Owner \$250 for each day that expires after such time until the Work is completed and ready for final payment.
  4. Liquidated damages for failing to timely attain Substantial Completion, and final completion are not additive, and will not be imposed concurrently.
- B. If Owner recovers liquidated damages for a delay in completion by Contractor, then such liquidated damages are Owner's sole and exclusive remedy for such delay, and Owner is precluded from recovering any other damages, whether actual, direct, excess, or consequential, for such delay, except for special damages (if any) specified in this Agreement.

#### ARTICLE 5—CONTRACT PRICE

- 5.01 Owner shall pay Contractor for completion of the Work in accordance with the Contract Documents, the amounts that follow, subject to adjustment under the Contract:
- A. For all Work, at the prices stated in Contractor's Bid, attached hereto as an exhibit.
- B. Lump Sum. Owner shall pay Contractor for the Project as follows:
1. A Lump Sum amount of \$TBD ("Contract Price").
  2. In addition to the Lump Sum amount, reimbursement of the following expenses: None.
  3. The portion of the compensation amount billed monthly for Contractor's services will be based upon Contractor's estimate of the percentage of the total services actually completed during the billing period.

#### ARTICLE 6—PAYMENT PROCEDURES

##### 5.01 *Submittal and Processing of Payments*

- A. Contractor shall submit Applications for Payment in accordance with Article 15 of the General Conditions. Applications for Payment are to be emailed to [rlr@ivgid.org](mailto:rlr@ivgid.org) and will be processed by Engineer as provided in the General Conditions.

5.02 *Progress Payments; Retainage*

- A. Owner shall make progress payments on the basis of Contractor's Applications for Payment, as recommended by Engineer, on or about the first day of each month during performance of the Work as provided in Paragraph 6.02.A.1 below, provided that such Applications for Payment have been submitted in a timely manner and otherwise meet the requirements of the Contract. All such payments will be measured by the Schedule of Values established as provided in the General Conditions (and in the case of Unit Price Work based on the number of units completed) or, in the event there is no Schedule of Values, as provided elsewhere in the Contract.
1. Prior to Substantial Completion, progress payments will be made in an amount equal to the percentage indicated below but, in each case, less the aggregate of payments previously made and less such amounts as Owner may withhold, including but not limited to liquidated damages, in accordance with the Contract.
    - a. Ninety-five percent (95%) of the value of the Work completed (with the balance being retainage).
      - 1) If 50 percent or more of the Work has been completed, as determined by Engineer, and if the character and progress of the Work have been satisfactory to Owner and Engineer, then as long as the character and progress of the Work remain satisfactory to Owner and Engineer, there will be no additional retainage.
    - b. Upon Substantial Completion, Owner shall pay an amount sufficient to increase total payments to Contractor to ninety-seven and one-half percent (97.5%) of the Work completed, less such amounts set off by Owner pursuant to Paragraph 15.01.E of the General Conditions, and less Engineer's estimate of the value of Work to be completed or corrected as shown on the punch list of items to be completed or corrected prior to final payment.

5.03 *Final Payment*

- A. Upon final completion and acceptance of the Work, and as recommended by Engineer, Owner shall pay the remainder of the Contract Price in accordance with Paragraph 15.06 of the General Conditions.

5.04 *Consent of Surety*

- A. Owner will not make final payment, or return or release retainage at Substantial Completion or any other time, unless Contractor submits written consent of the surety to such payment, return, or release.

5.05 *Interest*

- A. All amounts not paid when due will bear interest at the rate of six percent (6%) per annum.

**ARTICLE 7—CONTRACT DOCUMENTS**

6.01 *Contents*

- A. The Contract Documents consist of all of the following:
1. This Agreement.
  2. Contractor's Bid dated **TBD**

3. Bonds:
    - a. Performance bond (together with power of attorney).
    - b. Payment bond (together with power of attorney).
  4. General Conditions.
  5. Supplementary Conditions.
  6. Specifications as listed in the table of contents of the project manual (copy of list attached).
  7. Drawings (not attached but incorporated by reference) consisting of **16** sheets with each sheet bearing the following general title: **Recreation Center Locker Room Modernization**.
  8. Addenda (**TBD**, inclusive).
  9. Exhibits to this Agreement (enumerated as follows):
    - a. Documentation submitted by Contractor prior to Notice of Award [**TBD**]
    - b. For all projects over \$100,000, State of Nevada Prevailing Wage Rates, Washoe County, current edition as of Award date of project.
  10. The following which may be delivered or issued on or after the Effective Date of the Contract and are not attached hereto:
    - a. Notice to Proceed.
    - b. Work Change Directives.
    - c. Change Orders.
- B. The Contract Documents listed in Paragraph 7.01.A are attached to this Agreement (except as expressly noted otherwise above).
- C. There are no Contract Documents other than those listed above in this Article 7.
- D. The Contract Documents may only be amended, modified, or supplemented as provided in the Contract.

## **ARTICLE 8—REPRESENTATIONS, CERTIFICATIONS, AND STIPULATIONS**

### **7.01 Contractor's Representations**

- A. In order to induce Owner to enter into this Contract, Contractor makes the following representations:
1. Contractor has examined and carefully studied the Contract Documents, including Addenda.
  2. Contractor has visited the Site, conducted a thorough visual examination of the Site and adjacent areas, and become familiar with the general, local, and Site conditions that may affect cost, progress, and performance of the Work.
  3. Contractor is familiar with all Laws and Regulations that may affect cost, progress, and performance of the Work.



4. Contractor has carefully studied the reports of explorations and tests of subsurface conditions at or adjacent to the Site and the drawings of physical conditions relating to existing surface or subsurface structures at the Site that have been identified in the Supplementary Conditions, with respect to the Technical Data in such reports and drawings.
5. Contractor has carefully studied the reports and drawings relating to Hazardous Environmental Conditions, if any, at or adjacent to the Site that have been identified in the Supplementary Conditions, with respect to Technical Data in such reports and drawings.
6. Contractor has considered the information known to Contractor itself; information commonly known to contractors doing business in the locality of the Site; information and observations obtained from visits to the Site; the Contract Documents; and the Technical Data identified in the Supplementary Conditions or by definition, with respect to the effect of such information, observations, and Technical Data on (a) the cost, progress, and performance of the Work; (b) the means, methods, techniques, sequences, and procedures of construction to be employed by Contractor; and (c) Contractor's safety precautions and programs.
7. Based on the information and observations referred to in the preceding paragraph, Contractor agrees that no further examinations, investigations, explorations, tests, studies, or data are necessary for the performance of the Work at the Contract Price, within the Contract Times, and in accordance with the other terms and conditions of the Contract.
8. Contractor is aware of the general nature of work to be performed by Owner and others at the Site that relates to the Work as indicated in the Contract Documents.
9. Contractor has given Engineer written notice of all conflicts, errors, ambiguities, or discrepancies that Contractor has discovered in the Contract Documents, and of discrepancies between Site conditions and the Contract Documents, and the written resolution thereof by Engineer is acceptable to Contractor.
10. The Contract Documents are generally sufficient to indicate and convey understanding of all terms and conditions for performance and furnishing of the Work.
11. Contractor's entry into this Contract constitutes an incontrovertible representation by Contractor that without exception all prices in the Agreement are premised upon performing and furnishing the Work required by the Contract Documents.

**7.02 Contractor's Certifications**

- A. Contractor certifies that it has not engaged in corrupt, fraudulent, collusive, or coercive practices in competing for or in executing the Contract. For the purposes of this Paragraph 8.02:
  1. "corrupt practice" means the offering, giving, receiving, or soliciting of anything of value likely to influence the action of a public official in the bidding process or in the Contract execution;
  2. "fraudulent practice" means an intentional misrepresentation of facts made (a) to influence the bidding process or the execution of the Contract to the detriment of Owner,

(b) to establish Bid or Contract prices at artificial non-competitive levels, or (c) to deprive Owner of the benefits of free and open competition;

3. "collusive practice" means a scheme or arrangement between two or more Bidders, with or without the knowledge of Owner, a purpose of which is to establish Bid prices at artificial, non-competitive levels; and
4. "coercive practice" means harming or threatening to harm, directly or indirectly, persons or their property to influence their participation in the bidding process or affect the execution of the Contract.

7.03 *Standard General Conditions*

- A. Owner stipulates that if the General Conditions that are made a part of this Contract are EJCDC® C-700, Standard General Conditions for the Construction Contract (2018), published by the Engineers Joint Contract Documents Committee, and if Owner is the party that has furnished said General Conditions, then Owner has plainly shown all modifications to the standard wording of such published document to the Contractor, in the Supplementary Conditions.

IN WITNESS WHEREOF, Owner and Contractor have signed this Agreement.

**OWNER:**

**INCLINE VILLAGE G. I. D.**

Agreed to:

\_\_\_\_\_  
Tim Callicrate, Chairman

\_\_\_\_\_  
*Date*

\_\_\_\_\_  
Sara Schmitz, Secretary

\_\_\_\_\_  
*Date*

Reviewed as to Form:

\_\_\_\_\_  
Joshua Nelson  
District Legal Counsel

\_\_\_\_\_  
*Date*

\_\_\_\_\_  
OWNER'S address for giving notice:

**INCLINE VILLAGE G. I. D.**

893 Southwood Boulevard

Incline Village, Nevada 89451

775-832-1267- Engineering Div. Phone

**CONTRACTOR:**

Agreed to:

By:

\_\_\_\_\_  
*Signature of Authorized Agent*

\_\_\_\_\_  
*Print or Type Name and Title*

\_\_\_\_\_  
*Date*

If CONTRACTOR is a Corporation, attach evidence of authority to sign.

CONTRACTOR'S address for giving notice:

This page intentionally left blank.

**SECTION 6 - APPLICATION AND CERTIFICATION FOR PAYMENT** AIA DOCUMENT G702

PAGE ONE OF PAGES

**TO OWNER:**

Incline Village G. I. D., Engineering Dept.  
1220 Sweetwater Road, Incline Village, NV  
775-832-1267

**PROJECT:** Recreation Center  
Locker Rooms Remodel Project

**APPLICATION NO:**

**PERIOD TO**

**Distribution to:**

OWNER  
 ARCHITECT  
 CONTRACTOR  
 ENGINEER

**FROM CONTRACTOR:**

**P.O. Number:**

CIP Number: 4899FF1202  
PWP WA-2021-195  
CONTRACT DATE:

**CONTRACTOR'S APPLICATION FOR PAYMENT**

Application is made for payment, as shown below, in connection with the Contract Continuation Sheet, AIA Document G703, is attached.

The undersigned Contractor certifies that to the best of the Contractor's knowledge, information and belief the Work covered by this Application for Payment has been completed in accordance with the Contract Documents, that all amounts have been paid by the Contractor for Work for which previous Certificates for Payment were issued and payments received from the Owner, and that current payment shown herein is now due.

|   |    |       |
|---|----|-------|
| 1. ORIGINAL CONTRACT SUM  | \$ | 0.00  |
| 2. Net change by Change Orders  | \$ | 0.00  |
| 3. CONTRACT SUM TO DATE (Line 1 + 2)                                      | \$ | 0.00  |
| 4. TOTAL COMPLETED & STORED TO DATE (Column G on G703)                    | \$ | 0.00  |
| 5. RETAINAGE:   |    |       |
| a. <u>5</u> % of Completed Work (Column D + E on G703)                    | \$ | 0.00  |
| b. _____ % of Stored Material (Column F on G703)                          | \$ | _____ |
| Total Retainage (Lines 5a + 5b or Total in Column I of G703)              | \$ | 0.00  |
| 6. TOTAL EARNED LESS RETAINAGE (Line 4 Less Line 5 Total)                 | \$ | 0.00  |
| 7. LESS PREVIOUS CERTIFICATES FOR PAYMENT (Line 6 from prior Certificate) | \$ | _____ |
| 8. CURRENT PAYMENT DUE  | \$ | 0.00  |
| 9. BALANCE TO FINISH, INCL. RETAINAGE (Line 3 less Line 6)                | \$ | 0.00  |

**CONTRACTOR:**

By: \_\_\_\_\_ Date: \_\_\_\_\_

State of: \_\_\_\_\_ County of: \_\_\_\_\_  
Subscribed and sworn to before me this \_\_\_\_\_ day of \_\_\_\_\_  
Notary Public:  
My Commission expires:

**ENGINEER'S CERTIFICATE FOR PAYMENT**

In accordance with the Contract Documents, based on on-site observations and the data comprising the application, the Engineer certifies to the Owner that to the best of the Engineer's knowledge, information and belief the Work has progressed as indicated, the quality of the Work is in accordance with the Contract Documents, and the Contractor is entitled to payment of the AMOUNT CERTIFIED.

AMOUNT CERTIFIED \$ **0.00**

(Attach explanation if amount certified differs from the amount applied. Initial all figures on this Application and on the Continuation Sheet that are changed to conform with the amount certified.)  
OWNER:

By: \_\_\_\_\_ Date: \_\_\_\_\_

This Certificate is not negotiable. The AMOUNT CERTIFIED is payable only to the Contractor named herein. Issuance, payment and acceptance of payment are without prejudice to any rights of the Owner or Contractor under this Contract.

| CHANGE ORDER SUMMARY                                | ADDITIONS | DEDUCTIONS |
|---|-----------|------------|
| Total changes approved in previous months by OWNER: | \$0.00    | \$0.00     |
| Total approved this Month:                          | \$0.00    | \$0.00     |
| <b>TOTALS:</b>                                      | \$0.00    | \$0.00     |
| <b>NET CHANGES by Change Order:</b>                 | \$0.00    |            |

*This page intentionally left blank.*

## PERFORMANCE BOND

|  |   |
|--|---|
| <b>Contractor</b><br>Name:<br>Address <i>(principal place of business)</i> :   | <b>Surety</b><br>Name:<br>Address <i>(principal place of business)</i> :  |
| <b>Owner</b><br>Incline Village General Improvement District<br>Mailing address <i>(principal place of business)</i> :<br>Public Works Division; 1220 Sweetwater Road; Incline Village, NV 89451                                       | <b>Contract</b><br>Description <i>(name and location)</i> :<br>Recreation Center Locker Rooms Remodel<br>980 Incline Way<br>Incline Village, Nevada 89451<br>Contract Price:<br>Effective Date of Contract: |
| <b>Bond</b><br>Bond Amount:<br>Date of Bond:<br><i>(Date of Bond cannot be earlier than Effective Date of Contract)</i><br>Modifications to this Bond form:<br><input type="checkbox"/> None <input type="checkbox"/> See Paragraph 16 |   |
| Surety and Contractor, intending to be legally bound hereby, subject to the terms set forth in this Performance Bond, do each cause this Performance Bond to be duly executed by an authorized officer, agent, or representative.      |   |
| Contractor as Principal  | Surety  |
| _____<br><i>(Full formal name of Contractor)</i>   | _____<br><i>(Full formal name of Surety) (corporate seal)</i>   |
| By: _____<br><span style="margin-left: 100px;"><i>(Signature)</i></span>   | By: _____<br><span style="margin-left: 100px;"><i>(Signature)(Attach Power of Attorney)</i></span>  |
| Name: _____<br><span style="margin-left: 100px;"><i>(Printed or typed)</i></span>  | Name: _____<br><span style="margin-left: 100px;"><i>(Printed or typed)</i></span>   |
| Title: _____   | Title: _____  |
| Attest: _____<br><span style="margin-left: 100px;"><i>(Signature)</i></span>   | Attest: _____<br><span style="margin-left: 100px;"><i>(Signature)</i></span>  |
| Name: _____<br><span style="margin-left: 100px;"><i>(Printed or typed)</i></span>  | Name: _____<br><span style="margin-left: 100px;"><i>(Printed or typed)</i></span>   |
| Title: _____   | Title: _____  |
| <i>Notes: (1) Provide supplemental execution by any additional parties, such as joint venturers. (2) Any singular reference to Contractor, Surety, Owner, or other party is considered plural where applicable.</i>                    |   |

1. The Contractor and Surety, jointly and severally, bind themselves, their heirs, executors, administrators, successors, and assigns to the Owner for the performance of the Construction Contract, which is incorporated herein by reference.
2. If the Contractor performs the Construction Contract, the Surety and the Contractor shall have no obligation under this Bond, except when applicable to participate in a conference as provided in Paragraph 3.
3. If there is no Owner Default under the Construction Contract, the Surety's obligation under this Bond will arise after:
  - 3.1. The Owner first provides notice to the Contractor and the Surety that the Owner is considering declaring a Contractor Default. Such notice may indicate whether the Owner is requesting a conference among the Owner, Contractor, and Surety to discuss the Contractor's performance. If the Owner does not request a conference, the Surety may, within five (5) business days after receipt of the Owner's notice, request such a conference. If the Surety timely requests a conference, the Owner shall attend. Unless the Owner agrees otherwise, any conference requested under this Paragraph 3.1 will be held within ten (10) business days of the Surety's receipt of the Owner's notice. If the Owner, the Contractor, and the Surety agree, the Contractor shall be allowed a reasonable time to perform the Construction Contract, but such an agreement does not waive the Owner's right, if any, subsequently to declare a Contractor Default;
  - 3.2. The Owner declares a Contractor Default, terminates the Construction Contract and notifies the Surety; and
  - 3.3. The Owner has agreed to pay the Balance of the Contract Price in accordance with the terms of the Construction Contract to the Surety or to a contractor selected to perform the Construction Contract.
4. Failure on the part of the Owner to comply with the notice requirement in Paragraph 3.1 does not constitute a failure to comply with a condition precedent to the Surety's obligations, or release the Surety from its obligations, except to the extent the Surety demonstrates actual prejudice.
5. When the Owner has satisfied the conditions of Paragraph 3, the Surety shall promptly and at the Surety's expense take one of the following actions:
  - 5.1. Arrange for the Contractor, with the consent of the Owner, to perform and complete the Construction Contract;
  - 5.2. Undertake to perform and complete the Construction Contract itself, through its agents or independent contractors;
  - 5.3. Obtain bids or negotiated proposals from qualified contractors acceptable to the Owner for a contract for performance and completion of the Construction Contract, arrange for a contract to be prepared for execution by the Owner and a contractor selected with the Owners concurrence, to be secured with performance and payment bonds executed by a qualified surety equivalent to the bonds issued on the Construction Contract, and pay to the Owner the amount of damages as described in Paragraph 7 in excess of the Balance of the Contract Price incurred by the Owner as a result of the Contractor Default; or
  - 5.4. Waive its right to perform and complete, arrange for completion, or obtain a new contractor, and with reasonable promptness under the circumstances:
    - 5.4.1 After investigation, determine the amount for which it may be liable to the Owner and, as soon as practicable after the amount is determined, make payment to the Owner; or
    - 5.4.2 Deny liability in whole or in part and notify the Owner, citing the reasons for denial.
6. If the Surety does not proceed as provided in Paragraph 5 with reasonable promptness, the Surety shall be deemed to be in default on this Bond seven days after receipt of an additional written notice from the Owner to the Surety demanding that the Surety perform its obligations under this Bond, and the Owner shall be entitled to enforce any remedy available to the Owner. If the Surety proceeds as provided in Paragraph 5.4, and the Owner refuses the payment, or the Surety has denied liability, in whole or in part, without further notice, the Owner shall be entitled to enforce any remedy available to the Owner.
7. If the Surety elects to act under Paragraph 5.1, 5.2, or 5.3, then the responsibilities of the Surety to the Owner will not be greater than those of the Contractor under the Construction Contract, and the responsibilities of the Owner



to the Surety will not be greater than those of the Owner under the Construction Contract. Subject to the commitment by the Owner to pay the Balance of the Contract Price, the Surety is obligated, without duplication for:

- 7.1. the responsibilities of the Contractor for correction of defective work and completion of the Construction Contract;
  - 7.2. additional legal, design professional, and delay costs resulting from the Contractor's Default, and resulting from the actions or failure to act of the Surety under Paragraph 5; and
  - 7.3. liquidated damages, or if no liquidated damages are specified in the Construction Contract, actual damages caused by delayed performance or non-performance of the Contractor.
8. If the Surety elects to act under Paragraph 5.1, 5.3, or 5.4, the Surety's liability is limited to the amount of this Bond.
  9. The Surety shall not be liable to the Owner or others for obligations of the Contractor that are unrelated to the Construction Contract, and the Balance of the Contract Price will not be reduced or set off on account of any such unrelated obligations. No right of action will accrue on this Bond to any person or entity other than the Owner or its heirs, executors, administrators, successors, and assigns.
  10. The Surety hereby waives notice of any change, including changes of time, to the Construction Contract or to related subcontracts, purchase orders, and other obligations.
  11. Any proceeding, legal or equitable, under this Bond must be instituted in any court of competent jurisdiction in the location in which the work or part of the work is located and must be instituted within two years after a declaration of Contractor Default or within two years after the Contractor ceased working or within two years after the Surety refuses or fails to perform its obligations under this Bond, whichever occurs first. If the provisions of this paragraph are void or prohibited by law, the minimum periods of limitations available to sureties as a defense in the jurisdiction of the suit will be applicable.
  12. Notice to the Surety, the Owner, or the Contractor must be mailed or delivered to the address shown on the page on which their signature appears.
  13. When this Bond has been furnished to comply with a statutory or other legal requirement in the location where the construction was to be performed, any provision in this Bond conflicting with said statutory or legal requirement will be deemed deleted therefrom and provisions conforming to such statutory or other legal requirement will be deemed incorporated herein. When so furnished, the intent is that this Bond will be construed as a statutory bond and not as a common law bond.
  14. Definitions
    - 14.1. *Balance of the Contract Price*—The total amount payable by the Owner to the Contractor under the Construction Contract after all proper adjustments have been made including allowance for the Contractor for any amounts received or to be received by the Owner in settlement of insurance or other claims for damages to which the Contractor is entitled, reduced by all valid and proper payments made to or on behalf of the Contractor under the Construction Contract.
    - 14.2. *Construction Contract*—The agreement between the Owner and Contractor identified on the cover page, including all Contract Documents and changes made to the agreement and the Contract Documents.
    - 14.3. *Contractor Default*—Failure of the Contractor, which has not been remedied or waived, to perform or otherwise to comply with a material term of the Construction Contract.
    - 14.4. *Owner Default*—Failure of the Owner, which has not been remedied or waived, to pay the Contractor as required under the Construction Contract or to perform and complete or comply with the other material terms of the Construction Contract.
    - 14.5. *Contract Documents*—All the documents that comprise the agreement between the Owner and Contractor.
  15. If this Bond is issued for an agreement between a contractor and subcontractor, the term Contractor in this Bond will be deemed to be Subcontractor and the term Owner will be deemed to be Contractor.
  16. Modifications to this Bond are as follows: [**Describe modification or enter "None"**]

This page intentionally left blank.

## SECTION 7 - PAYMENT BOND

|  |  |
|--|--|
| <b>Contractor</b><br>Name: _____<br>Address ( <i>principal place of business</i> ): _____  | <b>Surety</b><br>Name: _____<br>Address ( <i>principal place of business</i> ): _____  |
| <b>Owner: Incline Village General Improvement District</b><br>Mailing address ( <i>principal place of business</i> ):<br>Public Works Department; 1220<br>Sweetwater Road, Incline Village, NV<br>89451  | <b>Contract</b><br>Description ( <i>name and location</i> ):<br>Recreation Center Locker Rooms Remodel<br>980 Incline Way<br>Incline Village, Nevada 89451<br>Contract Price: _____<br>Effective Date of Contract: _____ |
| <b>Bond</b><br>Bond Amount: _____<br>Date of Bond: _____<br>( <i>Date of Bond cannot be earlier than Effective Date of Contract</i> )<br>Modifications to this Bond form:<br><input type="checkbox"/> None <input type="checkbox"/> See Paragraph 18 |  |
| Surety and Contractor, intending to be legally bound hereby, subject to the terms set forth in this Payment Bond, do each cause this Payment Bond to be duly executed by an authorized officer, agent, or representative.                            |  |
| <b>Contractor as Principal</b>   | <b>Surety</b>  |
| _____<br>( <i>Full formal name of Contractor</i> )   | _____<br>( <i>Full formal name of Surety</i> ) ( <i>corporate seal</i> )   |
| By: _____<br>( <i>Signature</i> )  | By: _____<br>( <i>Signature</i> )( <i>Attach Power of Attorney</i> )   |
| Name: _____<br>( <i>Printed or typed</i> )   | Name: _____<br>( <i>Printed or typed</i> )   |
| Title: _____   | Title: _____   |
| Attest: _____<br>( <i>Signature</i> )  | Attest: _____<br>( <i>Signature</i> )  |
| Name: _____<br>( <i>Printed or typed</i> )   | Name: _____<br>( <i>Printed or typed</i> )   |
| Title: _____   | Title: _____   |
| <i>Notes: (1) Provide supplemental execution by any additional parties, such as joint venturers. (2) Any singular reference to Contractor, Surety, Owner, or other party is considered plural where applicable.</i>                                  |  |

1. The Contractor and Surety, jointly and severally, bind themselves, their heirs, executors, administrators, successors, and assigns to the Owner to pay for labor, materials, and equipment furnished for use in the performance of the Construction Contract, which is incorporated herein by reference, subject to the following terms.
2. If the Contractor promptly makes payment of all sums due to Claimants, and defends, indemnifies, and holds harmless the Owner from claims, demands, liens, or suits by any person or entity seeking payment for labor, materials, or equipment furnished for use in the performance of the Construction Contract, then the Surety and the Contractor shall have no obligation under this Bond.
3. If there is no Owner Default under the Construction Contract, the Surety's obligation to the Owner under this Bond will arise after the Owner has promptly notified the Contractor and the Surety (at the address described in Paragraph 13) of claims, demands, liens, or suits against the Owner or the Owner's property by any person or entity seeking payment for labor, materials, or equipment furnished for use in the performance of the Construction Contract, and tendered defense of such claims, demands, liens, or suits to the Contractor and the Surety.
4. When the Owner has satisfied the conditions in Paragraph 3, the Surety shall promptly and at the Surety's expense defend, indemnify, and hold harmless the Owner against a duly tendered claim, demand, lien, or suit.
5. The Surety's obligations to a Claimant under this Bond will arise after the following:
  - 5.1. Claimants who do not have a direct contract with the Contractor
    - 5.1.1. have furnished a written notice of non-payment to the Contractor, stating with substantial accuracy the amount claimed and the name of the party to whom the materials were, or equipment was, furnished or supplied or for whom the labor was done or performed, within ninety (90) days after having last performed labor or last furnished materials or equipment included in the Claim; and
    - 5.1.2. have sent a Claim to the Surety (at the address described in Paragraph 13).
  - 5.2. Claimants who are employed by or have a direct contract with the Contractor have sent a Claim to the Surety (at the address described in Paragraph 13).
6. If a notice of non-payment required by Paragraph 5.1.1 is given by the Owner to the Contractor, that is sufficient to satisfy a Claimant's obligation to furnish a written notice of non-payment under Paragraph 5.1.1.
7. When a Claimant has satisfied the conditions of Paragraph 5.1 or 5.2, whichever is applicable, the Surety shall promptly and at the Surety's expense take the following actions:
  - 7.1. Send an answer to the Claimant, with a copy to the Owner, within sixty (60) days after receipt of the Claim, stating the amounts that are undisputed and the basis for challenging any amounts that are disputed; and
  - 7.2. Pay or arrange for payment of any undisputed amounts.
  - 7.3. The Surety's failure to discharge its obligations under Paragraph 7.1 or 7.2 will not be deemed to constitute a waiver of defenses the Surety or Contractor may have or acquire as to a Claim, except as to undisputed amounts for which the Surety and Claimant have reached agreement. If, however, the Surety fails to discharge its obligations under Paragraph 7.1 or 7.2, the Surety shall indemnify the Claimant for the reasonable attorney's fees the Claimant incurs thereafter to recover any sums found to be due and owing to the Claimant.
8. The Surety's total obligation will not exceed the amount of this Bond, plus the amount of reasonable attorney's fees provided under Paragraph 7.3, and the amount of this Bond will be credited for any payments made in good faith by the Surety.
9. Amounts owed by the Owner to the Contractor under the Construction Contract will be used for the performance of the Construction Contract and to satisfy claims, if any, under any construction performance bond. By the Contractor furnishing and the Owner accepting this Bond, they agree that all funds earned by the Contractor in the performance of the Construction Contract are dedicated to satisfying obligations of the Contractor and Surety under this Bond, subject to the Owner's priority to use the funds for the completion of the work.
10. The Surety shall not be liable to the Owner, Claimants, or others for obligations of the Contractor that are unrelated to the Construction Contract. The Owner shall not be liable for the payment of any costs or expenses of any Claimant under this Bond, and shall have under this Bond no obligation to make payments to or give notice on behalf of Claimants, or otherwise have any obligations to Claimants under this Bond.
11. The Surety hereby waives notice of any change, including changes of time, to the Construction Contract or to related subcontracts, purchase orders, and other obligations.
12. No suit or action will be commenced by a Claimant under this Bond other than in a court of competent jurisdiction in the state in which the project that is the subject of the Construction Contract is located or after the expiration of one year from the date (1) on which the Claimant sent a Claim to the Surety pursuant to Paragraph 5.1.2 or 5.2, or (2) on which the last labor or service was performed by anyone or the last materials or equipment were furnished by anyone under the Construction Contract.

whichever of (1) or (2) first occurs. If the provisions of this paragraph are void or prohibited by law, the minimum period of limitation available to sureties as a defense in the jurisdiction of the suit will be applicable.

13. Notice and Claims to the Surety, the Owner, or the Contractor must be mailed or delivered to the address shown on the page on which their signature appears. Actual receipt of notice or Claims, however accomplished, will be sufficient compliance as of the date received.
14. When this Bond has been furnished to comply with a statutory or other legal requirement in the location where the construction was to be performed, any provision in this Bond conflicting with said statutory or legal requirement will be deemed deleted here from and provisions conforming to such statutory or other legal requirement will be deemed incorporated herein. When so furnished, the intent is that this Bond will be construed as a statutory bond and not as a common law bond.
15. Upon requests by any person or entity appearing to be a potential beneficiary of this Bond, the Contractor and Owner shall promptly furnish a copy of this Bond or shall permit a copy to be made.
16. Definitions
  - 16.1. *Claim*—A written statement by the Claimant including at a minimum:
    - 16.1.1. The name of the Claimant;
    - 16.1.2. The name of the person for whom the labor was done, or materials or equipment furnished;
    - 16.1.3. A copy of the agreement or purchase order pursuant to which labor, materials, or equipment was furnished for use in the performance of the Construction Contract;
    - 16.1.4. A brief description of the labor, materials, or equipment furnished;
    - 16.1.5. The date on which the Claimant last performed labor or last furnished materials or equipment for use in the performance of the Construction Contract;
    - 16.1.6. The total amount earned by the Claimant for labor, materials, or equipment furnished as of the date of the Claim;
    - 16.1.7. The total amount of previous payments received by the Claimant; and
    - 16.1.8. The total amount due and unpaid to the Claimant for labor, materials, or equipment furnished as of the date of the Claim.
  - 16.2. *Claimant*—An individual or entity having a direct contract with the Contractor or with a subcontractor of the Contractor to furnish labor, materials, or equipment for use in the performance of the Construction Contract. The term Claimant also includes any individual or entity that has rightfully asserted a claim under an applicable mechanic's lien or similar statute against the real property upon which the Project is located. The intent of this Bond is to include without limitation in the terms of "labor, materials, or equipment" that part of the water, gas, power, light, heat, oil, gasoline, telephone service, or rental equipment used in the Construction Contract, architectural and engineering services required for performance of the work of the Contractor and the Contractor's subcontractors, and all other items for which a mechanic's lien may be asserted in the jurisdiction where the labor, materials, or equipment were furnished.
  - 16.3. *Construction Contract*—The agreement between the Owner and Contractor identified on the cover page, including all Contract Documents and all changes made to the agreement and the Contract Documents.
  - 16.4. *Owner Default*—Failure of the Owner, which has not been remedied or waived, to pay the Contractor as required under the Construction Contract or to perform and complete or comply with the other material terms of the Construction Contract.
  - 16.5. *Contract Documents*—All the documents that comprise the agreement between the Owner and Contractor.
17. If this Bond is issued for an agreement between a contractor and subcontractor, the term Contractor in this Bond will be deemed to be Subcontractor and the term Owner will be deemed to be Contractor.
18. Modifications to this Bond are as follows: **[Describe modification or enter "None"]**

This page intentionally left blank.

# SECTION 9 - GENERAL CONDITIONS OF THE CONSTRUCTION CONTRACT

## TABLE OF CONTENTS

|   | Page |
|---|------|
| Article 1—Definitions and Terminology.....  | 1    |
| 1.01 Defined Terms.....   | 1    |
| 1.02 Terminology.....   | 6    |
| Article 2—Preliminary Matters.....  | 7    |
| 2.01 Delivery of Performance and Payment Bonds; Evidence of Insurance.....                  | 7    |
| 2.02 Copies of Documents.....   | 7    |
| 2.03 Before Starting Construction.....  | 7    |
| 2.04 Preconstruction Conference; Designation of Authorized Representatives.....             | 8    |
| 2.05 Acceptance of Schedules.....   | 8    |
| 2.06 Electronic Transmittals.....   | 8    |
| Article 3—Contract Documents: Intent, Requirements, Reuse.....                              | 9    |
| 3.01 Intent.....  | 9    |
| 3.02 Reference Standards.....   | 9    |
| 3.03 Reporting and Resolving Discrepancies.....   | 10   |
| 3.04 Requirements of the Contract Documents.....  | 10   |
| 3.05 Reuse of Documents.....  | 11   |
| Article 4—Commencement and Progress of the Work.....  | 11   |
| 4.01 Commencement of Contract Times; Notice to Proceed.....                                 | 11   |
| 4.02 Starting the Work.....   | 11   |
| 4.03 Reference Points.....  | 12   |
| 4.04 Progress Schedule.....   | 12   |
| 4.05 Delays in Contractor’s Progress.....   | 12   |
| Article 5—Site; Subsurface and Physical Conditions; Hazardous Environmental Conditions..... | 14   |
| 5.01 Availability of Lands.....   | 14   |
| 5.02 Use of Site and Other Areas.....   | 14   |
| 5.03 Subsurface and Physical Conditions.....  | 15   |
| 5.04 Differing Subsurface or Physical Conditions.....                                       | 16   |

|   |  |    |
|---|--|----|
| 5.05  | Underground Facilities .....                                 | 18 |
| 5.06  | Hazardous Environmental Conditions at Site .....             | 19 |
| Article 6—Bonds and Insurance.....            |  | 22 |
| 6.01  | Performance, Payment, and Other Bonds .....                  | 22 |
| 6.02  | Insurance—General Provisions .....                           | 22 |
| 6.03  | Contractor’s Insurance.....                                  | 24 |
| 6.04  | Builder’s Risk and Other Property Insurance .....            | 25 |
| 6.05  | Property Losses; Subrogation .....                           | 26 |
| 6.06  | Receipt and Application of Property Insurance Proceeds ..... | 27 |
| Article 7—Contractor’s Responsibilities ..... |  | 28 |
| 7.01  | Contractor’s Means and Methods of Construction .....         | 28 |
| 7.02  | Supervision and Superintendence .....                        | 28 |
| 7.03  | Labor; Working Hours .....                                   | 28 |
| 7.04  | Services, Materials, and Equipment .....                     | 28 |
| 7.05  | “Or Equals” .....  | 29 |
| 7.06  | Substitutes .....  | 30 |
| 7.07  | Concerning Subcontractors and Suppliers .....                | 31 |
| 7.08  | Patent Fees and Royalties .....                              | 33 |
| 7.09  | Permits .....  | 33 |
| 7.10  | Taxes .....  | 33 |
| 7.11  | Laws and Regulations.....                                    | 34 |
| 7.12  | Record Documents.....  | 34 |
| 7.13  | Safety and Protection.....                                   | 34 |
| 7.14  | Hazard Communication Programs .....                          | 35 |
| 7.15  | Emergencies .....  | 36 |
| 7.16  | Submittals .....   | 36 |
| 7.17  | Contractor’s General Warranty and Guarantee .....            | 38 |
| 7.18  | Indemnification .....  | 39 |
| 7.19  | Delegation of Professional Design Services .....             | 40 |
| Article 8—Other Work at the Site.....         |  | 41 |
| 8.01  | Other Work .....   | 41 |
| 8.02  | Coordination .....   | 42 |
| 8.03  | Legal Relationships.....                                     | 42 |



|   |    |
|---|----|
| Article 9—Owner’s Responsibilities .....  | 43 |
| 9.01 Communications to Contractor .....   | 43 |
| 9.02 Replacement of Engineer.....   | 43 |
| 9.03 Furnish Data .....   | 43 |
| 9.04 Pay When Due.....  | 43 |
| 9.05 Lands and Easements; Reports, Tests, and Drawings .....                          | 43 |
| 9.06 Insurance.....   | 43 |
| 9.07 Change Orders .....  | 44 |
| 9.08 Inspections, Tests, and Approvals.....   | 44 |
| 9.09 Limitations on Owner’s Responsibilities .....                                    | 44 |
| 9.10 Undisclosed Hazardous Environmental Condition.....                               | 44 |
| 9.11 Evidence of Financial Arrangements.....  | 44 |
| 9.12 Safety Programs .....  | 44 |
| Article 10—Engineer’s Status During Construction .....                                | 44 |
| 10.01 Owner’s Representative.....   | 44 |
| 10.02 Visits to Site.....   | 44 |
| 10.03 Resident Project Representative.....  | 45 |
| 10.04 Engineer’s Authority .....  | 45 |
| 10.05 Determinations for Unit Price Work .....  | 45 |
| 10.06 Decisions on Requirements of Contract Documents and Acceptability of Work ..... | 45 |
| 10.07 Limitations on Engineer’s Authority and Responsibilities .....                  | 45 |
| 10.08 Compliance with Safety Program.....   | 46 |
| Article 11—Changes to the Contract .....  | 46 |
| 11.01 Amending and Supplementing the Contract .....                                   | 46 |
| 11.02 Change Orders .....   | 47 |
| 11.03 Work Change Directives.....   | 47 |
| 11.04 Field Orders.....   | 47 |
| 11.05 Owner-Authorized Changes in the Work.....                                       | 48 |
| 11.06 Unauthorized Changes in the Work.....   | 48 |
| 11.07 Change of Contract Price .....  | 48 |
| 11.08 Change of Contract Times .....  | 49 |
| 11.09 Change Proposals.....   | 49 |
| 11.10 Notification to Surety.....   | 51 |

|   |    |
|---|----|
| Article 12—Claims.....  | 51 |
| 12.01    Claims.....  | 51 |
| Article 13—Cost of the Work; Allowances; Unit Price Work.....                               | 52 |
| 13.01    Cost of the Work.....  | 52 |
| 13.02    Allowances.....  | 55 |
| 13.03    Unit Price Work.....   | 56 |
| Article 14—Tests and Inspections; Correction, Removal, or Acceptance of Defective Work..... | 57 |
| 14.01    Access to Work.....  | 57 |
| 14.02    Tests, Inspections, and Approvals.....   | 57 |
| 14.03    Defective Work.....  | 58 |
| 14.04    Acceptance of Defective Work.....  | 58 |
| 14.05    Uncovering Work.....   | 59 |
| 14.06    Owner May Stop the Work.....   | 59 |
| 14.07    Owner May Correct Defective Work.....  | 59 |
| Article 15—Payments to Contractor; Set-Offs; Completion; Correction Period.....             | 60 |
| 15.01    Progress Payments.....   | 60 |
| 15.02    Contractor’s Warranty of Title.....  | 63 |
| 15.03    Substantial Completion.....  | 63 |
| 15.04    Partial Use or Occupancy.....  | 64 |
| 15.05    Final Inspection.....  | 65 |
| 15.06    Final Payment.....   | 65 |
| 15.07    Waiver of Claims.....  | 66 |
| 15.08    Correction Period.....   | 66 |
| Article 16—Suspension of Work and Termination.....  | 67 |
| 16.01    Owner May Suspend Work.....  | 67 |
| 16.02    Owner May Terminate for Cause.....   | 68 |
| 16.03    Owner May Terminate for Convenience.....   | 69 |
| 16.04    Contractor May Stop Work or Terminate.....   | 69 |
| Article 17—Final Resolution of Disputes.....  | 69 |
| 17.01    Methods and Procedures.....  | 69 |
| Article 18—Miscellaneous.....   | 70 |
| 18.01    Giving Notice.....   | 70 |
| 18.02    Computation of Times.....  | 70 |

|       |                               |    |
|-------|-------------------------------|----|
| 18.03 | Cumulative Remedies .....     | 70 |
| 18.04 | Limitation of Damages .....   | 70 |
| 18.05 | No Waiver .....               | 71 |
| 18.06 | Survival of Obligations ..... | 71 |
| 18.07 | Controlling Law .....         | 71 |
| 18.08 | Assignment of Contract .....  | 71 |
| 18.09 | Successors and Assigns .....  | 71 |
| 18.10 | Headings.....                 | 71 |

# STANDARD GENERAL CONDITIONS OF THE CONSTRUCTION CONTRACT

## ARTICLE 1—DEFINITIONS AND TERMINOLOGY

### 1.01 *Defined Terms*

- A. Wherever used in the Bidding Requirements or Contract Documents, a term printed with initial capital letters, including the term's singular and plural forms, will have the meaning indicated in the definitions below. In addition to terms specifically defined, terms with initial capital letters in the Contract Documents include references to identified articles and paragraphs, and the titles of other documents or forms.
1. *Addenda*—Written or graphic instruments issued prior to the opening of Bids which clarify, correct, or change the Bidding Requirements or the proposed Contract Documents.
  2. *Agreement*—The written instrument, executed by Owner and Contractor, that sets forth the Contract Price and Contract Times, identifies the parties and the Engineer, and designates the specific items that are Contract Documents.
  3. *Application for Payment*—The document prepared by Contractor, in a form acceptable to Engineer, to request progress or final payments, and which is to be accompanied by such supporting documentation as is required by the Contract Documents.
  4. *Bid*—The offer of a Bidder submitted on the prescribed form setting forth the prices for the Work to be performed.
  5. *Bidder*—An individual or entity that submits a Bid to Owner.
  6. *Bidding Documents*—The Bidding Requirements, the proposed Contract Documents, and all Addenda.
  7. *Bidding Requirements*—The Advertisement or invitation to bid, Instructions to Bidders, Bid Bond or other Bid security, if any, the Bid Form, and the Bid with any attachments.
  8. *Change Order*—A document which is signed by Contractor and Owner and authorizes an addition, deletion, or revision in the Work or an adjustment in the Contract Price or the Contract Times, or other revision to the Contract, issued on or after the Effective Date of the Contract.
  9. *Change Proposal*—A written request by Contractor, duly submitted in compliance with the procedural requirements set forth herein, seeking an adjustment in Contract Price or Contract Times; contesting an initial decision by Engineer concerning the requirements of the Contract Documents or the acceptability of Work under the Contract Documents; challenging a set-off against payments due; or seeking other relief with respect to the terms of the Contract.
  10. *Claim*
    - a. A demand or assertion by Owner directly to Contractor, duly submitted in compliance with the procedural requirements set forth herein, seeking an adjustment of Contract Price or Contract Times; contesting an initial decision by Engineer concerning the

requirements of the Contract Documents or the acceptability of Work under the Contract Documents; contesting Engineer's decision regarding a Change Proposal; seeking resolution of a contractual issue that Engineer has declined to address; or seeking other relief with respect to the terms of the Contract.

- b. A demand or assertion by Contractor directly to Owner, duly submitted in compliance with the procedural requirements set forth herein, contesting Engineer's decision regarding a Change Proposal, or seeking resolution of a contractual issue that Engineer has declined to address.
  - c. A demand or assertion by Owner or Contractor, duly submitted in compliance with the procedural requirements set forth herein, made pursuant to Paragraph 12.01.A.4, concerning disputes arising after Engineer has issued a recommendation of final payment.
  - d. A demand for money or services by a third party is not a Claim.
11. *Constituent of Concern*—Asbestos, petroleum, radioactive materials, polychlorinated biphenyls (PCBs), lead-based paint (as defined by the HUD/EPA standard), hazardous waste, and any substance, product, waste, or other material of any nature whatsoever that is or becomes listed, regulated, or addressed pursuant to Laws and Regulations regulating, relating to, or imposing liability or standards of conduct concerning, any hazardous, toxic, or dangerous waste, substance, or material.
  12. *Contract*—The entire and integrated written contract between Owner and Contractor concerning the Work.
  13. *Contract Documents*—Those items so designated in the Agreement, and which together comprise the Contract.
  14. *Contract Price*—The money that Owner has agreed to pay Contractor for completion of the Work in accordance with the Contract Documents.
  15. *Contract Times*—The number of days or the dates by which Contractor shall: (a) achieve Milestones, if any; (b) achieve Substantial Completion; and (c) complete the Work.
  16. *Contractor*—The individual or entity with which Owner has contracted for performance of the Work.
  17. *Cost of the Work*—See Paragraph 13.01 for definition.
  18. *Drawings*—The part of the Contract that graphically shows the scope, extent, and character of the Work to be performed by Contractor.
  19. *Effective Date of the Contract*—The date, indicated in the Agreement, on which the Contract becomes effective.
  20. *Electronic Document*—Any Project-related correspondence, attachments to correspondence, data, documents, drawings, information, or graphics, including but not limited to Shop Drawings and other Submittals, that are in an electronic or digital format.
  21. *Electronic Means*—Electronic mail (email), upload/download from a secure Project website, or other communications methods that allow: (a) the transmission or communication of Electronic Documents; (b) the documentation of transmissions, including sending and receipt; (c) printing of the transmitted Electronic Document by the

recipient; (d) the storage and archiving of the Electronic Document by sender and recipient; and (e) the use by recipient of the Electronic Document for purposes permitted by this Contract. Electronic Means does not include the use of text messaging, or of Facebook, Twitter, Instagram, or similar social media services for transmission of Electronic Documents.

22. *Engineer*—The individual or entity named as such in the Agreement.
23. *Field Order*—A written order issued by Engineer which requires minor changes in the Work but does not change the Contract Price or the Contract Times.
24. *Hazardous Environmental Condition*—The presence at the Site of Constituents of Concern in such quantities or circumstances that may present a danger to persons or property exposed thereto.
  - a. The presence at the Site of materials that are necessary for the execution of the Work, or that are to be incorporated into the Work, and that are controlled and contained pursuant to industry practices, Laws and Regulations, and the requirements of the Contract, is not a Hazardous Environmental Condition.
  - b. The presence of Constituents of Concern that are to be removed or remediated as part of the Work is not a Hazardous Environmental Condition.
  - c. The presence of Constituents of Concern as part of the routine, anticipated, and obvious working conditions at the Site, is not a Hazardous Environmental Condition.
25. *Laws and Regulations; Laws or Regulations*—Any and all applicable laws, statutes, rules, regulations, ordinances, codes, and binding decrees, resolutions, and orders of any and all governmental bodies, agencies, authorities, and courts having jurisdiction.
26. *Liens*—Charges, security interests, or encumbrances upon Contract-related funds, real property, or personal property.
27. *Milestone*—A principal event in the performance of the Work that the Contract requires Contractor to achieve by an intermediate completion date, or by a time prior to Substantial Completion of all the Work.
28. *Notice of Award*—The written notice by Owner to a Bidder of Owner's acceptance of the Bid.
29. *Notice to Proceed*—A written notice by Owner to Contractor fixing the date on which the Contract Times will commence to run and on which Contractor shall start to perform the Work.
30. *Owner*—The individual or entity with which Contractor has contracted regarding the Work, and which has agreed to pay Contractor for the performance of the Work, pursuant to the terms of the Contract.
31. *Progress Schedule*—A schedule, prepared and maintained by Contractor, describing the sequence and duration of the activities comprising Contractor's plan to accomplish the Work within the Contract Times.
32. *Project*—The total undertaking to be accomplished for Owner by engineers, contractors, and others, including planning, study, design, construction, testing, commissioning, and start-up, and of which the Work to be performed under the Contract Documents is a part.

33. *Resident Project Representative*—The authorized representative of Engineer assigned to assist Engineer at the Site. As used herein, the term Resident Project Representative (RPR) includes any assistants or field staff of Resident Project Representative.
34. *Samples*—Physical examples of materials, equipment, or workmanship that are representative of some portion of the Work and that establish the standards by which such portion of the Work will be judged.
35. *Schedule of Submittals*—A schedule, prepared and maintained by Contractor, of required submittals and the time requirements for Engineer’s review of the submittals.
36. *Schedule of Values*—A schedule, prepared and maintained by Contractor, allocating portions of the Contract Price to various portions of the Work and used as the basis for reviewing Contractor’s Applications for Payment.
37. *Shop Drawings*—All drawings, diagrams, illustrations, schedules, and other data or information that are specifically prepared or assembled by or for Contractor and submitted by Contractor to illustrate some portion of the Work. Shop Drawings, whether approved or not, are not Drawings and are not Contract Documents.
38. *Site*—Lands or areas indicated in the Contract Documents as being furnished by Owner upon which the Work is to be performed, including rights-of-way and easements, and such other lands or areas furnished by Owner which are designated for the use of Contractor.

See SC-1.01

39. *Specifications*—The part of the Contract that consists of written requirements for materials, equipment, systems, standards, and workmanship as applied to the Work, and certain administrative requirements and procedural matters applicable to the Work.
40. *Subcontractor*—An individual or entity having a direct contract with Contractor or with any other Subcontractor for the performance of a part of the Work.
41. *Submittal*—A written or graphic document, prepared by or for Contractor, which the Contract Documents require Contractor to submit to Engineer, or that is indicated as a Submittal in the Schedule of Submittals accepted by Engineer. Submittals may include Shop Drawings and Samples; schedules; product data; Owner-delegated designs; sustainable design information; information on special procedures; testing plans; results of tests and evaluations, source quality-control testing and inspections, and field or Site quality-control testing and inspections; warranties and certifications; Suppliers’ instructions and reports; records of delivery of spare parts and tools; operations and maintenance data; Project photographic documentation; record documents; and other such documents required by the Contract Documents. Submittals, whether or not approved or accepted by Engineer, are not Contract Documents. Change Proposals, Change Orders, Claims, notices, Applications for Payment, and requests for interpretation or clarification are not Submittals.
42. *Substantial Completion*—The time at which the Work (or a specified part thereof) has progressed to the point where, in the opinion of Engineer, the Work (or a specified part thereof) is sufficiently complete, in accordance with the Contract Documents, so that the Work (or a specified part thereof) can be utilized for the purposes for which it is intended.

The terms “substantially complete” and “substantially completed” as applied to all or part of the Work refer to Substantial Completion of such Work.

43. *Successful Bidder*—The Bidder to which the Owner makes an award of contract.
44. *Supplementary Conditions*—The part of the Contract that amends or supplements these General Conditions.
45. *Supplier*—A manufacturer, fabricator, supplier, distributor, or vendor having a direct contract with Contractor or with any Subcontractor to furnish materials or equipment to be incorporated in the Work by Contractor or a Subcontractor.
46. *Technical Data*
  - a. Those items expressly identified as Technical Data in the Supplementary Conditions, with respect to either (1) existing subsurface conditions at or adjacent to the Site, or existing physical conditions at or adjacent to the Site including existing surface or subsurface structures (except Underground Facilities) or (2) Hazardous Environmental Conditions at the Site.
  - b. If no such express identifications of Technical Data have been made with respect to conditions at the Site, then Technical Data is defined, with respect to conditions at the Site under Paragraphs 5.03, 5.04, and 5.06, as the data contained in boring logs, recorded measurements of subsurface water levels, assessments of the condition of subsurface facilities, laboratory test results, and other factual, objective information regarding conditions at the Site that are set forth in any geotechnical, environmental, or other Site or facilities conditions report prepared for the Project and made available to Contractor.
  - c. Information and data regarding the presence or location of Underground Facilities are not intended to be categorized, identified, or defined as Technical Data, and instead Underground Facilities are shown or indicated on the Drawings.
47. *Underground Facilities*—All active or not-in-service underground lines, pipelines, conduits, ducts, encasements, cables, wires, manholes, vaults, tanks, tunnels, or other such facilities or systems at the Site, including but not limited to those facilities or systems that produce, transmit, distribute, or convey telephone or other communications, cable television, fiber optic transmissions, power, electricity, light, heat, gases, oil, crude oil products, liquid petroleum products, water, steam, waste, wastewater, storm water, other liquids or chemicals, or traffic or other control systems. An abandoned facility or system is not an Underground Facility.
48. *Unit Price Work*—Work to be paid for on the basis of unit prices.
49. *Work*—The entire construction or the various separately identifiable parts thereof required to be provided under the Contract Documents. Work includes and is the result of performing or providing all labor, services, and documentation necessary to produce such construction; furnishing, installing, and incorporating all materials and equipment into such construction; and may include related services such as testing, start-up, and commissioning, all as required by the Contract Documents.
50. *Work Change Directive*—A written directive to Contractor issued on or after the Effective Date of the Contract, signed by Owner and recommended by Engineer, ordering an addition, deletion, or revision in the Work.



## 1.02 Terminology

- A. The words and terms discussed in Paragraphs 1.02.B, C, D, and E are not defined terms that require initial capital letters, but, when used in the Bidding Requirements or Contract Documents, have the indicated meaning.
- B. *Intent of Certain Terms or Adjectives:* The Contract Documents include the terms “as allowed,” “as approved,” “as ordered,” “as directed” or terms of like effect or import to authorize an exercise of professional judgment by Engineer. In addition, the adjectives “reasonable,” “suitable,” “acceptable,” “proper,” “satisfactory,” or adjectives of like effect or import are used to describe an action or determination of Engineer as to the Work. It is intended that such exercise of professional judgment, action, or determination will be solely to evaluate, in general, the Work for compliance with the information in the Contract Documents and with the design concept of the Project as a functioning whole as shown or indicated in the Contract Documents (unless there is a specific statement indicating otherwise). The use of any such term or adjective is not intended to and shall not be effective to assign to Engineer any duty or authority to supervise or direct the performance of the Work, or any duty or authority to undertake responsibility contrary to the provisions of Article 10 or any other provision of the Contract Documents.
- C. *Day:* The word “day” means a calendar day of 24 hours measured from midnight to the next midnight.
- D. *Defective:* The word “defective,” when modifying the word “Work,” refers to Work that is unsatisfactory, faulty, or deficient in that it:
  - 1. does not conform to the Contract Documents;
  - 2. does not meet the requirements of any applicable inspection, reference standard, test, or approval referred to in the Contract Documents; or
  - 3. has been damaged prior to Engineer’s recommendation of final payment (unless responsibility for the protection thereof has been assumed by Owner at Substantial Completion in accordance with Paragraph 15.03 or Paragraph 15.04).
- E. *Furnish, Install, Perform, Provide*
  - 1. The word “furnish,” when used in connection with services, materials, or equipment, means to supply and deliver said services, materials, or equipment to the Site (or some other specified location) ready for use or installation and in usable or operable condition.
  - 2. The word “install,” when used in connection with services, materials, or equipment, means to put into use or place in final position said services, materials, or equipment complete and ready for intended use.
  - 3. The words “perform” or “provide,” when used in connection with services, materials, or equipment, means to furnish and install said services, materials, or equipment complete and ready for intended use.
  - 4. If the Contract Documents establish an obligation of Contractor with respect to specific services, materials, or equipment, but do not expressly use any of the four words “furnish,” “install,” “perform,” or “provide,” then Contractor shall furnish and install said services, materials, or equipment complete and ready for intended use.

- F. *Contract Price or Contract Times*: References to a change in “Contract Price or Contract Times” or “Contract Times or Contract Price” or similar, indicate that such change applies to (1) Contract Price, (2) Contract Times, or (3) both Contract Price and Contract Times, as warranted, even if the term “or both” is not expressed.
- G. Unless stated otherwise in the Contract Documents, words or phrases that have a well-known technical or construction industry or trade meaning are used in the Contract Documents in accordance with such recognized meaning.

## ARTICLE 2—PRELIMINARY MATTERS

### 2.01 *Delivery of Performance and Payment Bonds; Evidence of Insurance*

- A. *Performance and Payment Bonds*: When Contractor delivers the signed counterparts of the Agreement to Owner, Contractor shall also deliver to Owner the performance bond and payment bond (if the Contract requires Contractor to furnish such bonds).
- B. ~~*Evidence of Contractor’s Insurance*: When Contractor delivers the signed counterparts of the Agreement to Owner, Contractor shall also deliver to Owner, with copies to each additional insured (as identified in the Contract), the certificates, endorsements, and other evidence of insurance required to be provided by Contractor in accordance with Article 6, except to the extent the Supplementary Conditions expressly establish other dates for delivery of specific insurance policies.~~
- C. ~~*Evidence of Owner’s Insurance*: After receipt of the signed counterparts of the Agreement and all required bonds and insurance documentation, Owner shall promptly deliver to Contractor, with copies to each additional insured (as identified in the Contract), the certificates and other evidence of insurance required to be provided by Owner under Article 6.~~

See SC-2.01

### 2.02 *Copies of Documents*

- A. ~~Owner shall furnish to Contractor four printed copies of the Contract (including one fully signed counterpart of the Agreement), and one copy in electronic portable document format (PDF). Additional printed copies will be furnished upon request at the cost of reproduction.~~

See SC-2.02

- B. Owner shall maintain and safeguard at least one original printed record version of the Contract, including Drawings and Specifications signed and sealed by Engineer and other design professionals. Owner shall make such original printed record version of the Contract available to Contractor for review. Owner may delegate the responsibilities under this provision to Engineer.

### 2.03 *Before Starting Construction*

- A. *Preliminary Schedules*: Within 10 days after the Effective Date of the Contract (or as otherwise required by the Contract Documents), Contractor shall submit to Engineer for timely review:
  - 1. a preliminary Progress Schedule indicating the times (numbers of days or dates) for starting and completing the various stages of the Work, including any Milestones specified in the Contract;
  - 2. a preliminary Schedule of Submittals; and

3. a preliminary Schedule of Values for all of the Work which includes quantities and prices of items which when added together equal the Contract Price and subdivides the Work into component parts in sufficient detail to serve as the basis for progress payments during performance of the Work. Such prices will include an appropriate amount of overhead and profit applicable to each item of Work.

2.04 *Preconstruction Conference; Designation of Authorized Representatives*

- A. Before any Work at the Site is started, a conference attended by Owner, Contractor, Engineer, and others as appropriate will be held to establish a working understanding among the parties as to the Work, and to discuss the schedules referred to in Paragraph 2.03.A, procedures for handling Shop Drawings, Samples, and other Submittals, processing Applications for Payment, electronic or digital transmittals, and maintaining required records.
- B. At this conference Owner and Contractor each shall designate, in writing, a specific individual to act as its authorized representative with respect to the services and responsibilities under the Contract. Such individuals shall have the authority to transmit and receive information, render decisions relative to the Contract, and otherwise act on behalf of each respective party.

2.05 *Acceptance of Schedules*

- A. At least 10 days before submission of the first Application for Payment a conference, attended by Contractor, Engineer, and others as appropriate, will be held to review the schedules submitted in accordance with Paragraph 2.03.A. No progress payment will be made to Contractor until acceptable schedules are submitted to Engineer.
  1. The Progress Schedule will be acceptable to Engineer if it provides an orderly progression of the Work to completion within the Contract Times. Such acceptance will not impose on Engineer responsibility for the Progress Schedule, for sequencing, scheduling, or progress of the Work, nor interfere with or relieve Contractor from Contractor's full responsibility therefor.
  2. Contractor's Schedule of Submittals will be acceptable to Engineer if it provides a workable arrangement for reviewing and processing the required submittals.
  3. Contractor's Schedule of Values will be acceptable to Engineer as to form and substance if it provides a reasonable allocation of the Contract Price to the component parts of the Work.
  4. If a schedule is not acceptable, Contractor will have an additional 10 days to revise and resubmit the schedule.

2.06 *Electronic Transmittals*

- A. Except as otherwise stated elsewhere in the Contract, the Owner, Engineer, and Contractor may send, and shall accept, Electronic Documents transmitted by Electronic Means.
- B. If the Contract does not establish protocols for Electronic Means, then Owner, Engineer, and Contractor shall jointly develop such protocols.
- C. Subject to any governing protocols for Electronic Means, when transmitting Electronic Documents by Electronic Means, the transmitting party makes no representations as to long-term compatibility, usability, or readability of the Electronic Documents resulting from the

recipient's use of software application packages, operating systems, or computer hardware differing from those used in the drafting or transmittal of the Electronic Documents.

### ARTICLE 3—CONTRACT DOCUMENTS: INTENT, REQUIREMENTS, REUSE

#### 3.01 *Intent*

- A. The Contract Documents are complementary; what is required by one Contract Document is as binding as if required by all.
- B. It is the intent of the Contract Documents to describe a functionally complete Project (or part thereof) to be constructed in accordance with the Contract Documents.
- C. ~~Unless otherwise stated in the Contract Documents, if there is a discrepancy between the electronic versions of the Contract Documents (including any printed copies derived from such electronic versions) and the printed record version, the printed record version will govern.~~

#### See SC-3.01

- D. The Contract supersedes prior negotiations, representations, and agreements, whether written or oral.
- E. Engineer will issue clarifications and interpretations of the Contract Documents as provided herein.
- F. Any provision or part of the Contract Documents held to be void or unenforceable under any Law or Regulation will be deemed stricken, and all remaining provisions will continue to be valid and binding upon Owner and Contractor, which agree that the Contract Documents will be reformed to replace such stricken provision or part thereof with a valid and enforceable provision that comes as close as possible to expressing the intention of the stricken provision.
- G. Nothing in the Contract Documents creates:
  - 1. any contractual relationship between Owner or Engineer and any Subcontractor, Supplier, or other individual or entity performing or furnishing any of the Work, for the benefit of such Subcontractor, Supplier, or other individual or entity; or
  - 2. any obligation on the part of Owner or Engineer to pay or to see to the payment of any money due any such Subcontractor, Supplier, or other individual or entity, except as may otherwise be required by Laws and Regulations.

#### 3.02 *Reference Standards*

- A. *Standards Specifications, Codes, Laws and Regulations*
  - 1. Reference in the Contract Documents to standard specifications, manuals, reference standards, or codes of any technical society, organization, or association, or to Laws or Regulations, whether such reference be specific or by implication, means the standard specification, manual, reference standard, code, or Laws or Regulations in effect at the time of opening of Bids (or on the Effective Date of the Contract if there were no Bids), except as may be otherwise specifically stated in the Contract Documents.
  - 2. No provision of any such standard specification, manual, reference standard, or code, and no instruction of a Supplier, will be effective to change the duties or responsibilities of Owner, Contractor, or Engineer from those set forth in the part of the Contract

Documents prepared by or for Engineer. No such provision or instruction shall be effective to assign to Owner or Engineer any duty or authority to supervise or direct the performance of the Work, or any duty or authority to undertake responsibility inconsistent with the provisions of the part of the Contract Documents prepared by or for Engineer.

### 3.03 *Reporting and Resolving Discrepancies*

#### A. *Reporting Discrepancies*

1. *Contractor's Verification of Figures and Field Measurements:* Before undertaking each part of the Work, Contractor shall carefully study the Contract Documents, and check and verify pertinent figures and dimensions therein, particularly with respect to applicable field measurements. Contractor shall promptly report in writing to Engineer any conflict, error, ambiguity, or discrepancy that Contractor discovers, or has actual knowledge of, and shall not proceed with any Work affected thereby until the conflict, error, ambiguity, or discrepancy is resolved by a clarification or interpretation by Engineer, or by an amendment or supplement to the Contract issued pursuant to Paragraph 11.01.
2. *Contractor's Review of Contract Documents:* If, before or during the performance of the Work, Contractor discovers any conflict, error, ambiguity, or discrepancy within the Contract Documents, or between the Contract Documents and (a) any applicable Law or Regulation, (b) actual field conditions, (c) any standard specification, manual, reference standard, or code, or (d) any instruction of any Supplier, then Contractor shall promptly report it to Engineer in writing. Contractor shall not proceed with the Work affected thereby (except in an emergency as required by Paragraph 7.15) until the conflict, error, ambiguity, or discrepancy is resolved, by a clarification or interpretation by Engineer, or by an amendment or supplement to the Contract issued pursuant to Paragraph 11.01.
3. Contractor shall not be liable to Owner or Engineer for failure to report any conflict, error, ambiguity, or discrepancy in the Contract Documents unless Contractor had actual knowledge thereof.

#### B. *Resolving Discrepancies*

1. Except as may be otherwise specifically stated in the Contract Documents, the provisions of the part of the Contract Documents prepared by or for Engineer take precedence in resolving any conflict, error, ambiguity, or discrepancy between such provisions of the Contract Documents and:
  - a. the provisions of any standard specification, manual, reference standard, or code, or the instruction of any Supplier (whether or not specifically incorporated by reference as a Contract Document); or
  - b. the provisions of any Laws or Regulations applicable to the performance of the Work (unless such an interpretation of the provisions of the Contract Documents would result in violation of such Law or Regulation).

### 3.04 *Requirements of the Contract Documents*

- A. During the performance of the Work and until final payment, Contractor and Owner shall submit to the Engineer in writing all matters in question concerning the requirements of the Contract Documents (sometimes referred to as requests for information or interpretation—RFIs), or relating to the acceptability of the Work under the Contract Documents, as soon as

possible after such matters arise. Engineer will be the initial interpreter of the requirements of the Contract Documents, and judge of the acceptability of the Work.

- B. Engineer will, with reasonable promptness, render a written clarification, interpretation, or decision on the issue submitted, or initiate an amendment or supplement to the Contract Documents. Engineer's written clarification, interpretation, or decision will be final and binding on Contractor, unless it appeals by submitting a Change Proposal, and on Owner, unless it appeals by filing a Claim.
- C. If a submitted matter in question concerns terms and conditions of the Contract Documents that do not involve (1) the performance or acceptability of the Work under the Contract Documents, (2) the design (as set forth in the Drawings, Specifications, or otherwise), or (3) other engineering or technical matters, then Engineer will promptly notify Owner and Contractor in writing that Engineer is unable to provide a decision or interpretation. If Owner and Contractor are unable to agree on resolution of such a matter in question, either party may pursue resolution as provided in Article 12.

#### 3.05 *Reuse of Documents*

- A. Contractor and its Subcontractors and Suppliers shall not:
  - 1. have or acquire any title to or ownership rights in any of the Drawings, Specifications, or other documents (or copies of any thereof) prepared by or bearing the seal of Engineer or its consultants, including electronic media versions, or reuse any such Drawings, Specifications, other documents, or copies thereof on extensions of the Project or any other project without written consent of Owner and Engineer and specific written verification or adaptation by Engineer; or
  - 2. have or acquire any title or ownership rights in any other Contract Documents, reuse any such Contract Documents for any purpose without Owner's express written consent, or violate any copyrights pertaining to such Contract Documents.
- B. The prohibitions of this Paragraph 3.05 will survive final payment, or termination of the Contract. Nothing herein precludes Contractor from retaining copies of the Contract Documents for record purposes.

### ARTICLE 4—COMMENCEMENT AND PROGRESS OF THE WORK

#### 4.01 *Commencement of Contract Times; Notice to Proceed*

- A. The Contract Times will commence to run on the 30th day after the Effective Date of the Contract or, if a Notice to Proceed is given, on the day indicated in the Notice to Proceed. A Notice to Proceed may be given at any time within 30 days after the Effective Date of the Contract. ~~In no event will the Contract Times commence to run later than the 60th day after the day of Bid opening or the 30th day after the Effective Date of the Contract, whichever date is earlier.~~

See SC-4.01

#### 4.02 *Starting the Work*

- A. Contractor shall start to perform the Work on the date when the Contract Times commence to run. No Work may be done at the Site prior to such date.

#### 4.03 *Reference Points*

- A. ~~Owner shall provide engineering surveys to establish reference points for construction which in Engineer's judgment are necessary to enable Contractor to proceed with the Work.~~ Contractor shall be responsible for laying out the Work, shall protect and preserve the established reference points and property monuments, and shall make no changes or relocations without the prior written approval of Owner. Contractor shall report to Engineer whenever any reference point or property monument is lost or destroyed or requires relocation because of necessary changes in grades or locations, and shall be responsible for the accurate replacement or relocation of such reference points or property monuments by professionally qualified personnel.

See SC-4.03

#### 4.04 *Progress Schedule*

- A. Contractor shall adhere to the Progress Schedule established in accordance with Paragraph 2.05 as it may be adjusted from time to time as provided below.
1. Contractor shall submit to Engineer for acceptance (to the extent indicated in Paragraph 2.05) proposed adjustments in the Progress Schedule that will not result in changing the Contract Times.
  2. Proposed adjustments in the Progress Schedule that will change the Contract Times must be submitted in accordance with the requirements of Article 11.
- B. Contractor shall carry on the Work and adhere to the Progress Schedule during all disputes or disagreements with Owner. No Work will be delayed or postponed pending resolution of any disputes or disagreements, or during any appeal process, except as permitted by Paragraph 16.04, or as Owner and Contractor may otherwise agree in writing.

See SC-4.04

#### 4.05 *Delays in Contractor's Progress*

- A. If Owner, Engineer, or anyone for whom Owner is responsible, delays, disrupts, or interferes with the performance or progress of the Work, then Contractor shall be entitled to an equitable adjustment in Contract Price or Contract Times.
- B. Contractor shall not be entitled to an adjustment in Contract Price or Contract Times for delay, disruption, or interference caused by or within the control of Contractor. Delay, disruption, and interference attributable to and within the control of a Subcontractor or Supplier shall be deemed to be within the control of Contractor.
- C. If Contractor's performance or progress is delayed, disrupted, or interfered with by unanticipated causes not the fault of and beyond the control of Owner, Contractor, and those for which they are responsible, then Contractor shall be entitled to an equitable adjustment in Contract Times. Such an adjustment will be Contractor's sole and exclusive remedy for the delays, disruption, and interference described in this paragraph. Causes of delay, disruption, or interference that may give rise to an adjustment in Contract Times under this paragraph include but are not limited to the following:
1. Severe and unavoidable natural catastrophes such as fires, floods, epidemics, and earthquakes;

2. Abnormal weather conditions;
  3. Acts or failures to act of third-party utility owners or other third-party entities (other than those third-party utility owners or other third-party entities performing other work at or adjacent to the Site as arranged by or under contract with Owner, as contemplated in Article 8); and
  4. Acts of war or terrorism.
- D. Contractor's entitlement to an adjustment of Contract Times or Contract Price is limited as follows:
1. Contractor's entitlement to an adjustment of the Contract Times is conditioned on the delay, disruption, or interference adversely affecting an activity on the critical path to completion of the Work, as of the time of the delay, disruption, or interference.
  2. Contractor shall not be entitled to an adjustment in Contract Price for any delay, disruption, or interference if such delay is concurrent with a delay, disruption, or interference caused by or within the control of Contractor. Such a concurrent delay by Contractor shall not preclude an adjustment of Contract Times to which Contractor is otherwise entitled.
  3. Adjustments of Contract Times or Contract Price are subject to the provisions of Article 11.
- E. Each Contractor request or Change Proposal seeking an increase in Contract Times or Contract Price must be supplemented by supporting data that sets forth in detail the following:
1. The circumstances that form the basis for the requested adjustment;
  2. The date upon which each cause of delay, disruption, or interference began to affect the progress of the Work;
  3. The date upon which each cause of delay, disruption, or interference ceased to affect the progress of the Work;
  4. The number of days' increase in Contract Times claimed as a consequence of each such cause of delay, disruption, or interference; and
  5. The impact on Contract Price, in accordance with the provisions of Paragraph 11.07.
- Contractor shall also furnish such additional supporting documentation as Owner or Engineer may require including, where appropriate, a revised progress schedule indicating all the activities affected by the delay, disruption, or interference, and an explanation of the effect of the delay, disruption, or interference on the critical path to completion of the Work.
- F. Delays, disruption, and interference to the performance or progress of the Work resulting from the existence of a differing subsurface or physical condition, an Underground Facility that was not shown or indicated by the Contract Documents, or not shown or indicated with reasonable accuracy, and those resulting from Hazardous Environmental Conditions, are governed by Article 5, together with the provisions of Paragraphs 4.05.D and 4.05.E.
- G. Paragraph 8.03 addresses delays, disruption, and interference to the performance or progress of the Work resulting from the performance of certain other work at or adjacent to the Site.



## ARTICLE 5—SITE; SUBSURFACE AND PHYSICAL CONDITIONS; HAZARDOUS ENVIRONMENTAL CONDITIONS

### 5.01 *Availability of Lands*

- A. Owner shall furnish the Site. Owner shall notify Contractor in writing of any encumbrances or restrictions not of general application but specifically related to use of the Site with which Contractor must comply in performing the Work.
- B. Upon reasonable written request, Owner shall furnish Contractor with a current statement of record legal title and legal description of the lands upon which permanent improvements are to be made and Owner's interest therein as necessary for giving notice of or filing a mechanic's or construction lien against such lands in accordance with applicable Laws and Regulations.
- C. Contractor shall provide for all additional lands and access thereto that may be required for temporary construction facilities or storage of materials and equipment.

### 5.02 *Use of Site and Other Areas*

#### A. *Limitation on Use of Site and Other Areas*

1. Contractor shall confine construction equipment, temporary construction facilities, the storage of materials and equipment, and the operations of workers to the Site, adjacent areas that Contractor has arranged to use through construction easements or otherwise, and other adjacent areas permitted by Laws and Regulations, and shall not unreasonably encumber the Site and such other adjacent areas with construction equipment or other materials or equipment. Contractor shall assume full responsibility for (a) damage to the Site; (b) damage to any such other adjacent areas used for Contractor's operations; (c) damage to any other adjacent land or areas, or to improvements, structures, utilities, or similar facilities located at such adjacent lands or areas; and (d) for injuries and losses sustained by the owners or occupants of any such land or areas; provided that such damage or injuries result from the performance of the Work or from other actions or conduct of the Contractor or those for which Contractor is responsible. [See SC -5.02](#)
2. If a damage or injury claim is made by the owner or occupant of any such land or area because of the performance of the Work, or because of other actions or conduct of the Contractor or those for which Contractor is responsible, Contractor shall (a) take immediate corrective or remedial action as required by Paragraph 7.13, or otherwise; (b) promptly attempt to settle the claim as to all parties through negotiations with such owner or occupant, or otherwise resolve the claim by arbitration or other dispute resolution proceeding, or in a court of competent jurisdiction; and (c) to the fullest extent permitted by Laws and Regulations, indemnify and hold harmless Owner and Engineer, and the officers, directors, members, partners, employees, agents, consultants and subcontractors of each and any of them, from and against any such claim, and against all costs, losses, and damages (including but not limited to all fees and charges of engineers, architects, attorneys, and other professionals and all court or arbitration or other dispute resolution costs) arising out of or relating to any claim or action, legal or equitable, brought by any such owner or occupant against Owner, Engineer, or any other party indemnified hereunder to the extent caused directly or indirectly, in whole or in part by, or based upon, Contractor's performance of the Work, or because of other actions or conduct of the Contractor or those for which Contractor is responsible.

- B. *Removal of Debris During Performance of the Work:* During the progress of the Work the Contractor shall keep the Site and other adjacent areas free from accumulations of waste materials, rubbish, and other debris. Removal and disposal of such waste materials, rubbish, and other debris will conform to applicable Laws and Regulations.
- C. *Cleaning:* Prior to Substantial Completion of the Work Contractor shall clean the Site and the Work and make it ready for utilization by Owner. At the completion of the Work Contractor shall remove from the Site and adjacent areas all tools, appliances, construction equipment and machinery, and surplus materials and shall restore to original condition all property not designated for alteration by the Contract Documents.
- D. *Loading of Structures:* Contractor shall not load nor permit any part of any structure to be loaded in any manner that will endanger the structure, nor shall Contractor subject any part of the Work or adjacent structures or land to stresses or pressures that will endanger them.

5.03 *Subsurface and Physical Conditions*

- A. *Reports and Drawings:* The Supplementary Conditions identify:
  1. Those reports of explorations and tests of subsurface conditions at or adjacent to the Site that contain Technical Data;
  2. Those drawings of existing physical conditions at or adjacent to the Site, including those drawings depicting existing surface or subsurface structures at or adjacent to the Site (except Underground Facilities), that contain Technical Data; and
  3. Technical Data contained in such reports and drawings.
- B. *Underground Facilities:* Underground Facilities are shown or indicated on the Drawings, pursuant to Paragraph 5.05, and not in the drawings referred to in Paragraph 5.03.A. Information and data regarding the presence or location of Underground Facilities are not intended to be categorized, identified, or defined as Technical Data.
- C. ~~*Reliance by Contractor on Technical Data:* Contractor may rely upon the accuracy of the Technical Data expressly identified in the Supplementary Conditions with respect to such reports and drawings, but such reports and drawings are not Contract Documents. If no such express identification has been made, then Contractor may rely upon the accuracy of the Technical Data as defined in Paragraph 1.01.A.46.b.~~

See SC-5.03

- D. *Limitations of Other Data and Documents:* Except for such reliance on Technical Data, Contractor may not rely upon or make any claim against Owner or Engineer, or any of their officers, directors, members, partners, employees, agents, consultants, or subcontractors, with respect to:
  1. The completeness of such reports and drawings for Contractor's purposes, including, but not limited to, any aspects of the means, methods, techniques, sequences, and procedures of construction to be employed by Contractor, and safety precautions and programs incident thereto;
  2. Other data, interpretations, opinions, and information contained in such reports or shown or indicated in such drawings;

3. The contents of other Site-related documents made available to Contractor, such as record drawings from other projects at or adjacent to the Site, or Owner's archival documents concerning the Site; or
4. Any Contractor interpretation of or conclusion drawn from any Technical Data or any such other data, interpretations, opinions, or information,

See SC-5.03

#### 5.04 *Differing Subsurface or Physical Conditions*

- A. ~~Notice by Contractor: If Contractor believes that any subsurface or physical condition that is uncovered or revealed at the Site:~~
- ~~1. is of such a nature as to establish that any Technical Data on which Contractor is entitled to rely as provided in Paragraph 5.03 is materially inaccurate;~~
  - ~~2. is of such a nature as to require a change in the Drawings or Specifications;~~
  - ~~3. Differs materially from that shown or indicated in the Contract Documents; or~~
  - ~~4. is of an unusual nature, and differs materially from conditions ordinarily encountered and generally recognized as inherent in work of the character provided for in the Contract Documents;~~

~~then Contractor shall, promptly after becoming aware thereof and before further disturbing the subsurface or physical conditions or performing any Work in connection therewith (except in an emergency as required by Paragraph 7.15), notify Owner and Engineer in writing about such condition. Contractor shall not further disturb such condition or perform any Work in connection therewith (except with respect to an emergency) until receipt of a written statement permitting Contractor to do so.~~

See SC-5.04

- B. *Engineer's Review:* After receipt of written notice as required by the preceding paragraph, Engineer will promptly review the subsurface or physical condition in question; determine whether it is necessary for Owner to obtain additional exploration or tests with respect to the condition; conclude whether the condition falls within any one or more of the differing site condition categories in Paragraph 5.04.A; obtain any pertinent cost or schedule information from Contractor; prepare recommendations to Owner regarding the Contractor's resumption of Work in connection with the subsurface or physical condition in question and the need for any change in the Drawings or Specifications; and advise Owner in writing of Engineer's findings, conclusions, and recommendations.
- C. *Owner's Statement to Contractor Regarding Site Condition:* After receipt of Engineer's written findings, conclusions, and recommendations, Owner shall issue a written statement to Contractor (with a copy to Engineer) regarding the subsurface or physical condition in question, addressing the resumption of Work in connection with such condition, indicating whether any change in the Drawings or Specifications will be made, and adopting or rejecting Engineer's written findings, conclusions, and recommendations, in whole or in part.
- D. *Early Resumption of Work:* If at any time Engineer determines that Work in connection with the subsurface or physical condition in question may resume prior to completion of Engineer's review or Owner's issuance of its statement to Contractor, because the condition in question

has been adequately documented, and analyzed on a preliminary basis, then the Engineer may at its discretion instruct Contractor to resume such Work.

E. *Possible Price and Times Adjustments*

1. Contractor shall be entitled to an equitable adjustment in Contract Price or Contract Times, to the extent that the existence of a differing subsurface or physical condition, or any related delay, disruption, or interference, causes an increase or decrease in Contractor's cost of, or time required for, performance of the Work; subject, however, to the following:
  - a. Such condition must fall within any one or more of the categories described in Paragraph 5.04.A;
  - b. With respect to Work that is paid for on a unit price basis, any adjustment in Contract Price will be subject to the provisions of Paragraph 13.03; and,
  - c. Contractor's entitlement to an adjustment of the Contract Times is subject to the provisions of Paragraphs 4.05.D and 4.05.E.
2. Contractor shall not be entitled to any adjustment in the Contract Price or Contract Times with respect to a subsurface or physical condition if:
  - a. Contractor knew of the existence of such condition at the time Contractor made a commitment to Owner with respect to Contract Price and Contract Times by the submission of a Bid or becoming bound under a negotiated contract, or otherwise;
  - b. The existence of such condition reasonably could have been discovered or revealed as a result of any examination, investigation, exploration, test, or study of the Site and contiguous areas expressly required by the Bidding Requirements or Contract Documents to be conducted by or for Contractor prior to Contractor's making such commitment; or
  - c. Contractor failed to give the written notice required by Paragraph 5.04.A.
3. If Owner and Contractor agree regarding Contractor's entitlement to and the amount or extent of any adjustment in the Contract Price or Contract Times, then any such adjustment will be set forth in a Change Order.
4. Contractor may submit a Change Proposal regarding its entitlement to or the amount or extent of any adjustment in the Contract Price or Contract Times, no later than 30 days after Owner's issuance of the Owner's written statement to Contractor regarding the subsurface or physical condition in question.

- F. *Underground Facilities; Hazardous Environmental Conditions:* Paragraph 5.05 governs rights and responsibilities regarding the presence or location of Underground Facilities. Paragraph 5.06 governs rights and responsibilities regarding Hazardous Environmental Conditions. The provisions of Paragraphs 5.03 and 5.04 are not applicable to the presence or location of Underground Facilities, or to Hazardous Environmental Conditions.

5.05 *Underground Facilities*

- A. *Contractor's Responsibilities:* Unless it is otherwise expressly provided in the Supplementary Conditions, the cost of all of the following are included in the Contract Price, and Contractor shall have full responsibility for:
1. reviewing and checking all information and data regarding existing Underground Facilities at the Site;
  2. complying with applicable state and local utility damage prevention Laws and Regulations;
  3. Verifying the actual location of those Underground Facilities shown or indicated in the Contract Documents as being within the area affected by the Work, by exposing such Underground Facilities during the course of construction;
  4. coordination of the Work with the owners (including Owner) of such Underground Facilities, during construction; and
  5. the safety and protection of all existing Underground Facilities at the Site, and repairing any damage thereto resulting from the Work.
- B. *Notice by Contractor:* If Contractor believes that an Underground Facility that is uncovered or revealed at the Site was not shown or indicated on the Drawings, or was not shown or indicated on the Drawings with reasonable accuracy, then Contractor shall, promptly after becoming aware thereof and before further disturbing conditions affected thereby or performing any Work in connection therewith (except in an emergency as required by Paragraph 7.15), notify Owner and Engineer in writing regarding such Underground Facility.
- C. *Engineer's Review:* Engineer will:
1. promptly review the Underground Facility and conclude whether such Underground Facility was not shown or indicated on the Drawings, or was not shown or indicated with reasonable accuracy;
  2. identify and communicate with the owner of the Underground Facility; prepare recommendations to Owner (and if necessary issue any preliminary instructions to Contractor) regarding the Contractor's resumption of Work in connection with the Underground Facility in question;
  3. obtain any pertinent cost or schedule information from Contractor; determine the extent, if any, to which a change is required in the Drawings or Specifications to reflect and document the consequences of the existence or location of the Underground Facility; and
  4. advise Owner in writing of Engineer's findings, conclusions, and recommendations.
- During such time, Contractor shall be responsible for the safety and protection of such Underground Facility.
- D. *Owner's Statement to Contractor Regarding Underground Facility:* After receipt of Engineer's written findings, conclusions, and recommendations, Owner shall issue a written statement to Contractor (with a copy to Engineer) regarding the Underground Facility in question addressing the resumption of Work in connection with such Underground Facility, indicating whether any change in the Drawings or Specifications will be made, and adopting or rejecting Engineer's written findings, conclusions, and recommendations in whole or in part.

- E. *Early Resumption of Work*: If at any time Engineer determines that Work in connection with the Underground Facility may resume prior to completion of Engineer's review or Owner's issuance of its statement to Contractor, because the Underground Facility in question and conditions affected by its presence have been adequately documented, and analyzed on a preliminary basis, then the Engineer may at its discretion instruct Contractor to resume such Work.
- F. *Possible Price and Times Adjustments*
1. Contractor shall be entitled to an equitable adjustment in the Contract Price or Contract Times, to the extent that any existing Underground Facility at the Site that was not shown or indicated on the Drawings, or was not shown or indicated with reasonable accuracy, or any related delay, disruption, or interference, causes an increase or decrease in Contractor's cost of, or time required for, performance of the Work; subject, however, to the following:
    - a. With respect to Work that is paid for on a unit price basis, any adjustment in Contract Price will be subject to the provisions of Paragraph 13.03;
    - b. Contractor's entitlement to an adjustment of the Contract Times is subject to the provisions of Paragraphs 4.05.D and 4.05.E; and
    - c. Contractor gave the notice required in Paragraph 5.05.B.
  2. If Owner and Contractor agree regarding Contractor's entitlement to and the amount or extent of any adjustment in the Contract Price or Contract Times, then any such adjustment will be set forth in a Change Order.
  3. Contractor may submit a Change Proposal regarding its entitlement to or the amount or extent of any adjustment in the Contract Price or Contract Times, no later than 30 days after Owner's issuance of the Owner's written statement to Contractor regarding the Underground Facility in question.
  4. The information and data shown or indicated on the Drawings with respect to existing Underground Facilities at the Site is based on information and data (a) furnished by the owners of such Underground Facilities, or by others, (b) obtained from available records, or (c) gathered in an investigation conducted in accordance with the current edition of ASCE 38, Standard Guideline for the Collection and Depiction of Existing Subsurface Utility Data, by the American Society of Civil Engineers. If such information or data is incorrect or incomplete, Contractor's remedies are limited to those set forth in this Paragraph 5.05.F.

5.06 *Hazardous Environmental Conditions at Site*

- A. ~~Reports and Drawings: The Supplementary Conditions identify:~~
- ~~1. These reports known to Owner relating to Hazardous Environmental Conditions that have been identified at or adjacent to the Site;~~
  - ~~2. Drawings known to Owner relating to Hazardous Environmental Conditions that have been identified at or adjacent to the Site; and~~
  - ~~3. Technical Data contained in such reports and drawings.~~

- ~~B. *Reliance by Contractor on Technical Data Authorized:* Contractor may rely upon the accuracy of the Technical Data expressly identified in the Supplementary Conditions with respect to such reports and drawings, but such reports and drawings are not Contract Documents. If no such express identification has been made, then Contractor may rely on the accuracy of the Technical Data as defined in Paragraph 1.01.A.46.b. Except for such reliance on Technical Data, Contractor may not rely upon or make any claim against Owner or Engineer, or any of their officers, directors, members, partners, employees, agents, consultants, or subcontractors, with respect to:~~
- ~~1. the completeness of such reports and drawings for Contractor's purposes, including, but not limited to, any aspects of the means, methods, techniques, sequences and procedures of construction to be employed by Contractor, and safety precautions and programs incident thereto;~~
  - ~~2. Other data, interpretations, opinions, and information contained in such reports or shown or indicated in such drawings; or~~
  - ~~3. Any Contractor interpretation of or conclusion drawn from any Technical Data or any such other data, interpretations, opinions or information.~~

See SC-5.06

- C. Contractor shall not be responsible for removing or remediating any Hazardous Environmental Condition encountered, uncovered, or revealed at the Site unless such removal or remediation is expressly identified in the Contract Documents to be within the scope of the Work.
- D. Contractor shall be responsible for controlling, containing, and duly removing all Constituents of Concern brought to the Site by Contractor, Subcontractors, Suppliers, or anyone else for whom Contractor is responsible, and for any associated costs; and for the costs of removing and remediating any Hazardous Environmental Condition created by the presence of any such Constituents of Concern.
- E. If Contractor encounters, uncovers, or reveals a Hazardous Environmental Condition whose removal or remediation is not expressly identified in the Contract Documents as being within the scope of the Work, or if Contractor or anyone for whom Contractor is responsible creates a Hazardous Environmental Condition, then Contractor shall immediately: (1) secure or otherwise isolate such condition; (2) stop all Work in connection with such condition and in any area affected thereby (except in an emergency as required by Paragraph 7.15); and (3) notify Owner and Engineer (and promptly thereafter confirm such notice in writing). Owner shall promptly consult with Engineer concerning the necessity for Owner to retain a qualified expert to evaluate such condition or take corrective action, if any. Promptly after consulting with Engineer, Owner shall take such actions as are necessary to permit Owner to timely obtain required permits and provide Contractor the written notice required by Paragraph 5.06.F. If Contractor or anyone for whom Contractor is responsible created the Hazardous Environmental Condition in question, then Owner may remove and remediate the Hazardous Environmental Condition, and impose a set-off against payments to account for the associated costs.
- F. Contractor shall not resume Work in connection with such Hazardous Environmental Condition or in any affected area until after Owner has obtained any required permits related thereto, and delivered written notice to Contractor either (1) specifying that such condition

- and any affected area is or has been rendered safe for the resumption of Work, or (2) specifying any special conditions under which such Work may be resumed safely.
- G. If Owner and Contractor cannot agree as to entitlement to or on the amount or extent, if any, of any adjustment in Contract Price or Contract Times, as a result of such Work stoppage, such special conditions under which Work is agreed to be resumed by Contractor, or any costs or expenses incurred in response to the Hazardous Environmental Condition, then within 30 days of Owner's written notice regarding the resumption of Work, Contractor may submit a Change Proposal, or Owner may impose a set-off. Entitlement to any such adjustment is subject to the provisions of Paragraphs 4.05.D, 4.05.E, 11.07, and 11.08.
- H. If, after receipt of such written notice, Contractor does not agree to resume such Work based on a reasonable belief it is unsafe, or does not agree to resume such Work under such special conditions, then Owner may order the portion of the Work that is in the area affected by such condition to be deleted from the Work, following the contractual change procedures in Article 11. Owner may have such deleted portion of the Work performed by Owner's own forces or others in accordance with Article 8.
- I. To the fullest extent permitted by Laws and Regulations, Owner shall indemnify and hold harmless Contractor, Subcontractors, and Engineer, and the officers, directors, members, partners, employees, agents, consultants, and subcontractors of each and any of them, from and against all claims, costs, losses, and damages (including but not limited to all fees and charges of engineers, architects, attorneys, and other professionals, and all court, arbitration, or other dispute resolution costs) arising out of or relating to a Hazardous Environmental Condition, provided that such Hazardous Environmental Condition (1) was not shown or indicated in the Drawings, Specifications, or other Contract Documents, identified as Technical Data entitled to limited reliance pursuant to Paragraph 5.06.B, or identified in the Contract Documents to be included within the scope of the Work, and (2) was not created by Contractor or by anyone for whom Contractor is responsible. Nothing in this Paragraph 5.06.I obligates Owner to indemnify any individual or entity from and against the consequences of that individual's or entity's own negligence.
- J. To the fullest extent permitted by Laws and Regulations, Contractor shall indemnify and hold harmless Owner and Engineer, and the officers, directors, members, partners, employees, agents, consultants, and subcontractors of each and any of them, from and against all claims, costs, losses, and damages (including but not limited to all fees and charges of engineers, architects, attorneys, and other professionals and all court or arbitration or other dispute resolution costs) arising out of or relating to the failure to control, contain, or remove a Constituent of Concern brought to the Site by Contractor or by anyone for whom Contractor is responsible, or to a Hazardous Environmental Condition created by Contractor or by anyone for whom Contractor is responsible. Nothing in this Paragraph 5.06.J obligates Contractor to indemnify any individual or entity from and against the consequences of that individual's or entity's own negligence.
- K. The provisions of Paragraphs 5.03, 5.04, and 5.05 do not apply to the presence of Constituents of Concern or to a Hazardous Environmental Condition uncovered or revealed at the Site.



## ARTICLE 6—BONDS AND INSURANCE

### 6.01 *Performance, Payment, and Other Bonds*

- A. Contractor shall furnish a performance bond and a payment bond, each in an amount at least equal to the Contract Price, as security for the faithful performance and payment of Contractor's obligations under the Contract. These bonds must remain in effect until one year after the date when final payment becomes due or until completion of the correction period specified in Paragraph 15.08, whichever is later, except as provided otherwise by Laws or Regulations, the terms of a prescribed bond form, the Supplementary Conditions, or other provisions of the Contract.
- B. Contractor shall also furnish such other bonds (if any) as are required by the Supplementary Conditions or other provisions of the Contract.
- C. All bonds must be in the form included in the Bidding Documents or otherwise specified by Owner prior to execution of the Contract, except as provided otherwise by Laws or Regulations, and must be issued and signed by a surety named in "Companies Holding Certificates of Authority as Acceptable Sureties on Federal Bonds and as Acceptable Reinsuring Companies" as published in Department Circular 570 (as amended and supplemented) by the Bureau of the Fiscal Service, U.S. Department of the Treasury. A bond signed by an agent or attorney-in-fact must be accompanied by a certified copy of that individual's authority to bind the surety. The evidence of authority must show that it is effective on the date the agent or attorney-in-fact signed the accompanying bond.
- D. Contractor shall obtain the required bonds from surety companies that are duly licensed or authorized, in the state or jurisdiction in which the Project is located, to issue bonds in the required amounts.
- E. If the surety on a bond furnished by Contractor is declared bankrupt or becomes insolvent, or the surety ceases to meet the requirements above, then Contractor shall promptly notify Owner and Engineer in writing and shall, within 20 days after the event giving rise to such notification, provide another bond and surety, both of which must comply with the bond and surety requirements above.
- F. If Contractor has failed to obtain a required bond, Owner may exclude the Contractor from the Site and exercise Owner's termination rights under Article 16.
- G. Upon request to Owner from any Subcontractor, Supplier, or other person or entity claiming to have furnished labor, services, materials, or equipment used in the performance of the Work, Owner shall provide a copy of the payment bond to such person or entity.
- H. Upon request to Contractor from any Subcontractor, Supplier, or other person or entity claiming to have furnished labor, services, materials, or equipment used in the performance of the Work, Contractor shall provide a copy of the payment bond to such person or entity.

### 6.02 *Insurance—General Provisions*

- A. Owner and Contractor shall obtain and maintain insurance as required in this article and in the Supplementary Conditions.

See SC-6.02

- B. All insurance required by the Contract to be purchased and maintained by Owner or Contractor shall be obtained from insurance companies that are duly licensed or authorized in the state or jurisdiction in which the Project is located to issue insurance policies for the required limits and coverages. Unless a different standard is indicated in the Supplementary Conditions, all companies that provide insurance policies required under this Contract shall have an A.M. Best rating of A-VII or better.
- C. Alternative forms of insurance coverage, including but not limited to self-insurance and "Occupational Accident and Excess Employer's Indemnity Policies," are not sufficient to meet the insurance requirements of this Contract, unless expressly allowed in the Supplementary Conditions.
- D. Contractor shall deliver to Owner, with copies to each additional insured identified in the Contract, certificates of insurance and endorsements establishing that Contractor has obtained and is maintaining the policies and coverages required by the Contract. Upon request by Owner or any other insured, Contractor shall also furnish other evidence of such required insurance, including but not limited to copies of policies, documentation of applicable self-insured retentions (if allowed) and deductibles, full disclosure of all relevant exclusions, and evidence of insurance required to be purchased and maintained by Subcontractors or Suppliers. In any documentation furnished under this provision, Contractor, Subcontractors, and Suppliers may block out (redact) (1) any confidential premium or pricing information and (2) any wording specific to a project or jurisdiction other than those applicable to this Contract.
- E. Owner shall deliver to Contractor, with copies to each additional insured identified in the Contract, certificates of insurance and endorsements establishing that Owner has obtained and is maintaining the policies and coverages required of Owner by the Contract (if any). Upon request by Contractor or any other insured, Owner shall also provide other evidence of such required insurance (if any), including but not limited to copies of policies, documentation of applicable self-insured retentions (if allowed) and deductibles, and full disclosure of all relevant exclusions. In any documentation furnished under this provision, Owner may block out (redact) (1) any confidential premium or pricing information and (2) any wording specific to a project or jurisdiction other than those relevant to this Contract.
- F. Failure of Owner or Contractor to demand such certificates or other evidence of the other party's full compliance with these insurance requirements, or failure of Owner or Contractor to identify a deficiency in compliance from the evidence provided, will not be construed as a waiver of the other party's obligation to obtain and maintain such insurance.
- G. In addition to the liability insurance required to be provided by Contractor, the Owner, at Owner's option, may purchase and maintain Owner's own liability insurance. Owner's liability policies, if any, operate separately and independently from policies required to be provided by Contractor, and Contractor cannot rely upon Owner's liability policies for any of Contractor's obligations to the Owner, Engineer, or third parties.
- H. Contractor shall require:
  - 1. Subcontractors to purchase and maintain worker's compensation, commercial general liability, and other insurance that is appropriate for their participation in the Project, and to name as additional insureds Owner and Engineer (and any other individuals or entities

- identified in the Supplementary Conditions as additional insureds on Contractor's liability policies) on each Subcontractor's commercial general liability insurance policy; and
2. Suppliers to purchase and maintain insurance that is appropriate for their participation in the Project.
- I. If either party does not purchase or maintain the insurance required of such party by the Contract, such party shall notify the other party in writing of such failure to purchase prior to the start of the Work, or of such failure to maintain prior to any change in the required coverage.
  - J. If Contractor has failed to obtain and maintain required insurance, Contractor's entitlement to enter or remain at the Site will end immediately, and Owner may impose an appropriate set-off against payment for any associated costs (including but not limited to the cost of purchasing necessary insurance coverage), and exercise Owner's termination rights under Article 16.

See SC-6.02

- K. Without prejudice to any other right or remedy, if a party has failed to obtain required insurance, the other party may elect (but is in no way obligated) to obtain equivalent insurance to protect such other party's interests at the expense of the party who was required to provide such coverage, and the Contract Price will be adjusted accordingly.
- L. Owner does not represent that insurance coverage and limits established in this Contract necessarily will be adequate to protect Contractor or Contractor's interests. Contractor is responsible for determining whether such coverage and limits are adequate to protect its interests, and for obtaining and maintaining any additional insurance that Contractor deems necessary.
- M. The insurance and insurance limits required herein will not be deemed as a limitation on Contractor's liability, or that of its Subcontractors or Suppliers, under the indemnities granted to Owner and other individuals and entities in the Contract or otherwise.
- N. All the policies of insurance required to be purchased and maintained under this Contract will contain a provision or endorsement that the coverage afforded will not be canceled, or renewal refused, until at least 10 days prior written notice has been given to the purchasing policyholder. Within three days of receipt of any such written notice, the purchasing policyholder shall provide a copy of the notice to each other insured and Engineer.

#### 6.03 Contractor's Insurance

- A. *Required Insurance:* Contractor shall purchase and maintain Worker's Compensation, Commercial General Liability, and other insurance pursuant to the specific requirements of the Supplementary Conditions.

See SC-6.03

- B. *General Provisions:* The policies of insurance required by this Paragraph 6.03 as supplemented must:
  1. include at least the specific coverages required;
  2. be written for not less than the limits provided, or those required by Laws or Regulations, whichever is greater;

3. remain in effect at least until the Work is complete (as set forth in Paragraph 15.06.D), and longer if expressly required elsewhere in this Contract, and at all times thereafter when Contractor may be correcting, removing, or replacing defective Work as a warranty or correction obligation, or otherwise, or returning to the Site to conduct other tasks arising from the Contract;
  4. apply with respect to the performance of the Work, whether such performance is by Contractor, any Subcontractor or Supplier, or by anyone directly or indirectly employed by any of them to perform any of the Work, or by anyone for whose acts any of them may be liable; and
  5. include all necessary endorsements to support the stated requirements.
- C. *Additional Insureds*: The Contractor's commercial general liability, automobile liability, employer's liability, umbrella or excess, pollution liability, and unmanned aerial vehicle liability policies, if required by this Contract, must:
1. include and list as additional insureds Owner and Engineer, and any individuals or entities identified as additional insureds in the Supplementary Conditions;
  2. include coverage for the respective officers, directors, members, partners, employees, and consultants of all such additional insureds;
  3. afford primary coverage to these additional insureds for all claims covered thereby (including as applicable those arising from both ongoing and completed operations);
  4. not seek contribution from insurance maintained by the additional insured; and
  5. As to commercial general liability insurance, apply to additional insureds with respect to liability caused in whole or in part by Contractor's acts or omissions, or the acts and omissions of those working on Contractor's behalf, in the performance of Contractor's operations.

See SC-6.03

#### 6.04 *Builder's Risk and Other Property Insurance*

- A. ~~*Builder's Risk*: Unless otherwise provided in the Supplementary Conditions, Contractor shall purchase and maintain builder's risk insurance upon the Work on a completed value basis, in the amount of the Work's full insurable replacement cost (subject to such deductible amounts as may be provided in the Supplementary Conditions or required by Laws and Regulations). The specific requirements applicable to the builder's risk insurance are set forth in the Supplementary Conditions.~~

See SC-6.04

- B. *Property Insurance for Facilities of Owner Where Work Will Occur*: Owner is responsible for obtaining and maintaining property insurance covering each existing structure, building, or facility in which any part of the Work will occur, or to which any part of the Work will attach or be adjoined. Such property insurance will be written on a special perils (all-risk) form, on a replacement cost basis, providing coverage consistent with that required for the builder's risk insurance, and will be maintained until the Work is complete, as set forth in Paragraph 15.06.D.

- C. *Property Insurance for Substantially Complete Facilities:* Promptly after Substantial Completion, and before actual occupancy or use of the substantially completed Work, Owner will obtain property insurance for such substantially completed Work, and maintain such property insurance at least until the Work is complete, as set forth in Paragraph 15.06.D. Such property insurance will be written on a special perils (all-risk) form, on a replacement cost basis, and provide coverage consistent with that required for the builder's risk insurance. The builder's risk insurance may terminate upon written confirmation of Owner's procurement of such property insurance.
- D. *Partial Occupancy or Use by Owner:* If Owner will occupy or use a portion or portions of the Work prior to Substantial Completion of all the Work, as provided in Paragraph 15.04, then Owner (directly, if it is the purchaser of the builder's risk policy, or through Contractor) will provide advance notice of such occupancy or use to the builder's risk insurer, and obtain an endorsement consenting to the continuation of coverage prior to commencing such partial occupancy or use.
- E. *Insurance of Other Property; Additional Insurance:* If the express insurance provisions of the Contract do not require or address the insurance of a property item or interest, then the entity or individual owning such property item will be responsible for insuring it. If Contractor elects to obtain other special insurance to be included in or supplement the builder's risk or property insurance policies provided under this Paragraph 6.04, it may do so at Contractor's expense.

#### 6.05 *Property Losses; Subrogation*

- A. The builder's risk insurance policy purchased and maintained in accordance with Paragraph 6.04 (or an installation floater policy if authorized by the Supplementary Conditions), will contain provisions to the effect that in the event of payment of any loss or damage the insurer will have no rights of recovery against any insureds thereunder, or against Engineer or its consultants, or their officers, directors, members, partners, employees, agents, consultants, or subcontractors.
  - 1. Owner and Contractor waive all rights against each other and the respective officers, directors, members, partners, employees, agents, consultants, and subcontractors of each and any of them, for all losses and damages caused by, arising out of, or resulting from any of the perils, risks, or causes of loss covered by such policies and any other property insurance applicable to the Work; and, in addition, waive all such rights against Engineer, its consultants, all individuals or entities identified in the Supplementary Conditions as builder's risk or installation floater insureds, and the officers, directors, members, partners, employees, agents, consultants, and subcontractors of each and any of them, under such policies for losses and damages so caused.
  - 2. None of the above waivers extends to the rights that any party making such waiver may have to the proceeds of insurance held by Owner or Contractor as trustee or fiduciary, or otherwise payable under any policy so issued.
- B. Any property insurance policy maintained by Owner covering any loss, damage, or consequential loss to Owner's existing structures, buildings, or facilities in which any part of the Work will occur, or to which any part of the Work will attach or adjoin; to adjacent structures, buildings, or facilities of Owner; or to part or all of the completed or substantially completed Work, during partial occupancy or use pursuant to Paragraph 15.04, after Substantial Completion pursuant to Paragraph 15.03, or after final payment pursuant to

Paragraph 15.06, will contain provisions to the effect that in the event of payment of any loss or damage the insurer will have no rights of recovery against any insureds thereunder, or against Contractor, Subcontractors, or Engineer, or the officers, directors, members, partners, employees, agents, consultants, or subcontractors of each and any of them, and that the insured is allowed to waive the insurer's rights of subrogation in a written contract executed prior to the loss, damage, or consequential loss.

1. Owner waives all rights against Contractor, Subcontractors, and Engineer, and the officers, directors, members, partners, employees, agents, consultants and subcontractors of each and any of them, for all losses and damages caused by, arising out of, or resulting from fire or any of the perils, risks, or causes of loss covered by such policies.
- C. The waivers in this Paragraph 6.05 include the waiver of rights due to business interruption, loss of use, or other consequential loss extending beyond direct physical loss or damage to Owner's property or the Work caused by, arising out of, or resulting from fire or other insured peril, risk, or cause of loss.
- D. Contractor shall be responsible for assuring that each Subcontract contains provisions whereby the Subcontractor waives all rights against Owner, Contractor, all individuals or entities identified in the Supplementary Conditions as insureds, the Engineer and its consultants, and the officers, directors, members, partners, employees, agents, consultants, and subcontractors of each and any of them, for all losses and damages caused by, arising out of, relating to, or resulting from fire or other peril, risk, or cause of loss covered by builder's risk insurance, installation floater, and any other property insurance applicable to the Work.

6.06 *Receipt and Application of Property Insurance Proceeds*

- A. Any insured loss under the builder's risk and other policies of property insurance required by Paragraph 6.04 will be adjusted and settled with the named insured that purchased the policy. Such named insured shall act as fiduciary for the other insureds, and give notice to such other insureds that adjustment and settlement of a claim is in progress. Any other insured may state its position regarding a claim for insured loss in writing within 15 days after notice of such claim.
- B. Proceeds for such insured losses may be made payable by the insurer either jointly to multiple insureds, or to the named insured that purchased the policy in its own right and as fiduciary for other insureds, subject to the requirements of any applicable mortgage clause. A named insured receiving insurance proceeds under the builder's risk and other policies of insurance required by Paragraph 6.04 shall maintain such proceeds in a segregated account, and distribute such proceeds in accordance with such agreement as the parties in interest may reach, or as otherwise required under the dispute resolution provisions of this Contract or applicable Laws and Regulations.
- C. If no other special agreement is reached, Contractor shall repair or replace the damaged Work, using allocated insurance proceeds.

## ARTICLE 7—CONTRACTOR'S RESPONSIBILITIES

### 7.01 *Contractor's Means and Methods of Construction*

- A. Contractor shall be solely responsible for the means, methods, techniques, sequences, and procedures of construction.
- B. If the Contract Documents note, or Contractor determines, that professional engineering or other design services are needed to carry out Contractor's responsibilities for construction means, methods, techniques, sequences, and procedures, or for Site safety, then Contractor shall cause such services to be provided by a properly licensed design professional, at Contractor's expense. Such services are not Owner-delegated professional design services under this Contract, and neither Owner nor Engineer has any responsibility with respect to (1) Contractor's determination of the need for such services, (2) the qualifications or licensing of the design professionals retained or employed by Contractor, (3) the performance of such services, or (4) any errors, omissions, or defects in such services.

### 7.02 *Supervision and Superintendence*

- A. Contractor shall supervise, inspect, and direct the Work competently and efficiently, devoting such attention thereto and applying such skills and expertise as may be necessary to perform the Work in accordance with the Contract Documents.
- B. At all times during the progress of the Work, Contractor shall assign a competent resident superintendent who will not be replaced without written notice to Owner and Engineer except under extraordinary circumstances.

### 7.03 *Labor; Working Hours*

- A. Contractor shall provide competent, suitably qualified personnel to survey and lay out the Work and perform construction as required by the Contract Documents. Contractor shall maintain good discipline and order at the Site.
- B. Contractor shall be fully responsible to Owner and Engineer for all acts and omissions of Contractor's employees; of Suppliers and Subcontractors, and their employees; and of any other individuals or entities performing or furnishing any of the Work, just as Contractor is responsible for Contractor's own acts and omissions.
- C. Except as otherwise required for the safety or protection of persons or the Work or property at the Site or adjacent thereto, and except as otherwise stated in the Contract Documents, all Work at the Site will be performed during regular working hours, Monday through Friday. Contractor will not perform Work on a Saturday, Sunday, or any legal holiday. Contractor may perform Work outside regular working hours or on Saturdays, Sundays, or legal holidays only with Owner's written consent, which will not be unreasonably withheld.

### 7.04 *Services, Materials, and Equipment*

- A. Unless otherwise specified in the Contract Documents, Contractor shall provide and assume full responsibility for all services, materials, equipment, labor, transportation, construction equipment and machinery, tools, appliances, fuel, power, light, heat, telephone, water, sanitary facilities, temporary facilities, and all other facilities and incidentals necessary for the performance, testing, start up, and completion of the Work, whether or not such items are specifically called for in the Contract Documents.

- B. All materials and equipment incorporated into the Work must be new and of good quality, except as otherwise provided in the Contract Documents. All special warranties and guarantees required by the Specifications will expressly run to the benefit of Owner. If required by Engineer, Contractor shall furnish satisfactory evidence (including reports of required tests) as to the source, kind, and quality of materials and equipment.
- C. All materials and equipment must be stored, applied, installed, connected, erected, protected, used, cleaned, and conditioned in accordance with instructions of the applicable Supplier, except as otherwise may be provided in the Contract Documents.

See SC-7.04

#### 7.05 "Or Equals"

- A. *Contractor's Request; Governing Criteria:* Whenever an item of equipment or material is specified or described in the Contract Documents by using the names of one or more proprietary items or specific Suppliers, the Contract Price has been based upon Contractor furnishing such item as specified. The specification or description of such an item is intended to establish the type, function, appearance, and quality required. Unless the specification or description contains or is followed by words reading that no like, equivalent, or "or equal" item is permitted, Contractor may request that Engineer authorize the use of other items of equipment or material, or items from other proposed Suppliers, under the circumstances described below.
  - 1. If Engineer in its sole discretion determines that an item of equipment or material proposed by Contractor is functionally equal to that named and sufficiently similar so that no change in related Work will be required, Engineer will deem it an "or equal" item. For the purposes of this paragraph, a proposed item of equipment or material will be considered functionally equal to an item so named if:
    - a. in the exercise of reasonable judgment Engineer determines that the proposed item:
      - 1) is at least equal in materials of construction, quality, durability, appearance, strength, and design characteristics;
      - 2) will reliably perform at least equally well the function and achieve the results imposed by the design concept of the completed Project as a functioning whole;
      - 3) has a proven record of performance and availability of responsive service; and
      - 4) is not objectionable to Owner.
    - b. Contractor certifies that, if the proposed item is approved and incorporated into the Work:
      - 1) there will be no increase in cost to the Owner or increase in Contract Times; and
      - 2) the item will conform substantially to the detailed requirements of the item named in the Contract Documents.
- B. *Contractor's Expense:* Contractor shall provide all data in support of any proposed "or equal" item at Contractor's expense.
- C. *Engineer's Evaluation and Determination:* Engineer will be allowed a reasonable time to evaluate each "or-equal" request. Engineer may require Contractor to furnish additional data about the proposed "or-equal" item. Engineer will be the sole judge of acceptability. No "or-



equal" item will be ordered, furnished, installed, or utilized until Engineer's review is complete and Engineer determines that the proposed item is an "or-equal," which will be evidenced by an approved Shop Drawing or other written communication. Engineer will advise Contractor in writing of any negative determination.

- D. *Effect of Engineer's Determination:* Neither approval nor denial of an "or-equal" request will result in any change in Contract Price. The Engineer's denial of an "or-equal" request will be final and binding, and may not be reversed through an appeal under any provision of the Contract.
- E. *Treatment as a Substitution Request:* If Engineer determines that an item of equipment or material proposed by Contractor does not qualify as an "or-equal" item, Contractor may request that Engineer consider the item a proposed substitute pursuant to Paragraph 7.06.

#### 7.06 *Substitutes*

- A. *Contractor's Request; Governing Criteria:* Unless the specification or description of an item of equipment or material required to be furnished under the Contract Documents contains or is followed by words reading that no substitution is permitted, Contractor may request that Engineer authorize the use of other items of equipment or material under the circumstances described below. To the extent possible such requests must be made before commencement of related construction at the Site.
  - 1. Contractor shall submit sufficient information as provided below to allow Engineer to determine if the item of material or equipment proposed is functionally equivalent to that named and an acceptable substitute therefor. Engineer will not accept requests for review of proposed substitute items of equipment or material from anyone other than Contractor.
  - 2. The requirements for review by Engineer will be as set forth in Paragraph 7.06.B, as supplemented by the Specifications, and as Engineer may decide is appropriate under the circumstances.
  - 3. Contractor shall make written application to Engineer for review of a proposed substitute item of equipment or material that Contractor seeks to furnish or use. The application:
    - a. will certify that the proposed substitute item will:
      - 1) perform adequately the functions and achieve the results called for by the general design;
      - 2) be similar in substance to the item specified; and
      - 3) be suited to the same use as the item specified.
    - b. will state:
      - 1) the extent, if any, to which the use of the proposed substitute item will necessitate a change in Contract Times;
      - 2) whether use of the proposed substitute item in the Work will require a change in any of the Contract Documents (or in the provisions of any other direct contract with Owner for other work on the Project) to adapt the design to the proposed substitute item; and

- 3) whether incorporation or use of the proposed substitute item in connection with the Work is subject to payment of any license fee or royalty.
  - c. will identify:
    - 1) all variations of the proposed substitute item from the item specified; and
    - 2) available engineering, sales, maintenance, repair, and replacement services.
  - d. will contain an itemized estimate of all costs or credits that will result directly or indirectly from use of such substitute item, including but not limited to changes in Contract Price, shared savings, costs of redesign, and claims of other contractors affected by any resulting change.
- B. *Engineer's Evaluation and Determination:* Engineer will be allowed a reasonable time to evaluate each substitute request, and to obtain comments and direction from Owner. Engineer may require Contractor to furnish additional data about the proposed substitute item. Engineer will be the sole judge of acceptability. No substitute will be ordered, furnished, installed, or utilized until Engineer's review is complete and Engineer determines that the proposed item is an acceptable substitute. Engineer's determination will be evidenced by a Field Order or a proposed Change Order accounting for the substitution itself and all related impacts, including changes in Contract Price or Contract Times. Engineer will advise Contractor in writing of any negative determination.
- C. *Special Guarantee:* Owner may require Contractor to furnish at Contractor's expense a special performance guarantee or other surety with respect to any substitute.
- D. *Reimbursement of Engineer's Cost:* Engineer will record Engineer's costs in evaluating a substitute proposed or submitted by Contractor. Whether or not Engineer approves a substitute so proposed or submitted by Contractor, Contractor shall reimburse Owner for the reasonable charges of Engineer for evaluating each such proposed substitute. Contractor shall also reimburse Owner for the reasonable charges of Engineer for making changes in the Contract Documents (or in the provisions of any other direct contract with Owner) resulting from the acceptance of each proposed substitute.
- E. *Contractor's Expense:* Contractor shall provide all data in support of any proposed substitute at Contractor's expense.
- F. *Effect of Engineer's Determination:* If Engineer approves the substitution request, Contractor shall execute the proposed Change Order and proceed with the substitution. The Engineer's denial of a substitution request will be final and binding, and may not be reversed through an appeal under any provision of the Contract. Contractor may challenge the scope of reimbursement costs imposed under Paragraph 7.06.D, by timely submittal of a Change Proposal.

#### 7.07 Concerning Subcontractors and Suppliers

- A. Contractor may retain Subcontractors and Suppliers for the performance of parts of the Work. Such Subcontractors and Suppliers must be acceptable to Owner. The Contractor's retention of a Subcontractor or Supplier for the performance of parts of the Work will not relieve Contractor's obligation to Owner to perform and complete the Work in accordance with the Contract Documents.

See SC-7.07

- B. Contractor shall retain specific Subcontractors and Suppliers for the performance of designated parts of the Work if required by the Contract to do so.
- C. Subsequent to the submittal of Contractor's Bid or final negotiation of the terms of the Contract, Owner may not require Contractor to retain any Subcontractor or Supplier to furnish or perform any of the Work against which Contractor has reasonable objection.
- D. Prior to entry into any binding subcontract or purchase order, Contractor shall submit to Owner the identity of the proposed Subcontractor or Supplier (unless Owner has already deemed such proposed Subcontractor or Supplier acceptable during the bidding process or otherwise). Such proposed Subcontractor or Supplier shall be deemed acceptable to Owner unless Owner raises a substantive, reasonable objection within 5 days.
- E. Owner may require the replacement of any Subcontractor or Supplier. Owner also may require Contractor to retain specific replacements; provided, however, that Owner may not require a replacement to which Contractor has a reasonable objection. If Contractor has submitted the identity of certain Subcontractors or Suppliers for acceptance by Owner, and Owner has accepted it (either in writing or by failing to make written objection thereto), then Owner may subsequently revoke the acceptance of any such Subcontractor or Supplier so identified solely on the basis of substantive, reasonable objection after due investigation. Contractor shall submit an acceptable replacement for the rejected Subcontractor or Supplier.
- F. If Owner requires the replacement of any Subcontractor or Supplier retained by Contractor to perform any part of the Work, then Contractor shall be entitled to an adjustment in Contract Price or Contract Times, with respect to the replacement; and Contractor shall initiate a Change Proposal for such adjustment within 30 days of Owner's requirement of replacement.
- G. No acceptance by Owner of any such Subcontractor or Supplier, whether initially or as a replacement, will constitute a waiver of the right of Owner to the completion of the Work in accordance with the Contract Documents.
- H. On a monthly basis, Contractor shall submit to Engineer a complete list of all Subcontractors and Suppliers having a direct contract with Contractor, and of all other Subcontractors and Suppliers known to Contractor at the time of submittal.
- I. Contractor shall be solely responsible for scheduling and coordinating the work of Subcontractors and Suppliers.
- J. The divisions and sections of the Specifications and the identifications of any Drawings do not control Contractor in dividing the Work among Subcontractors or Suppliers, or in delineating the Work to be performed by any specific trade.
- K. All Work performed for Contractor by a Subcontractor or Supplier must be pursuant to an appropriate contractual agreement that specifically binds the Subcontractor or Supplier to the applicable terms and conditions of the Contract for the benefit of Owner and Engineer.
- L. Owner may furnish to any Subcontractor or Supplier, to the extent practicable, information about amounts paid to Contractor for Work performed for Contractor by the Subcontractor or Supplier.

- M. Contractor shall restrict all Subcontractors and Suppliers from communicating with Engineer or Owner, except through Contractor or in case of an emergency, or as otherwise expressly allowed in this Contract.

7.08 *Patent Fees and Royalties*

- A. Contractor shall pay all license fees and royalties and assume all costs incident to the use in the performance of the Work or the incorporation in the Work of any invention, design, process, product, or device which is the subject of patent rights or copyrights held by others. If an invention, design, process, product, or device is specified in the Contract Documents for use in the performance of the Work and if, to the actual knowledge of Owner or Engineer, its use is subject to patent rights or copyrights calling for the payment of any license fee or royalty to others, the existence of such rights will be disclosed in the Contract Documents.
- B. To the fullest extent permitted by Laws and Regulations, Owner shall indemnify and hold harmless Contractor, and its officers, directors, members, partners, employees, agents, consultants, and subcontractors, from and against all claims, costs, losses, and damages (including but not limited to all fees and charges of engineers, architects, attorneys, and other professionals, and all court or arbitration or other dispute resolution costs) arising out of or relating to any infringement of patent rights or copyrights incident to the use in the performance of the Work or resulting from the incorporation in the Work of any invention, design, process, product, or device specified in the Contract Documents, but not identified as being subject to payment of any license fee or royalty to others required by patent rights or copyrights.
- C. To the fullest extent permitted by Laws and Regulations, Contractor shall indemnify and hold harmless Owner and Engineer, and the officers, directors, members, partners, employees, agents, consultants and subcontractors of each and any of them, from and against all claims, costs, losses, and damages (including but not limited to all fees and charges of engineers, architects, attorneys, and other professionals and all court or arbitration or other dispute resolution costs) arising out of or relating to any infringement of patent rights or copyrights incident to the use in the performance of the Work or resulting from the incorporation in the Work of any invention, design, process, product, or device not specified in the Contract Documents.

7.09 *Permits*

- A. Unless otherwise provided in the Contract Documents, Contractor shall obtain and pay for all construction permits, licenses, and certificates of occupancy. Owner shall assist Contractor, when necessary, in obtaining such permits and licenses. Contractor shall pay all governmental charges and inspection fees necessary for the prosecution of the Work which are applicable at the time of the submission of Contractor's Bid (or when Contractor became bound under a negotiated contract). Owner shall pay all charges of utility owners for connections for providing permanent service to the Work.

See SC-7.09

7.10 *Taxes*

- A. Contractor shall pay all sales, consumer, use, and other similar taxes required to be paid by Contractor in accordance with the Laws and Regulations of the place of the Project which are applicable during the performance of the Work.

### 7.11 *Laws and Regulations*

- A. Contractor shall give all notices required by and shall comply with all Laws and Regulations applicable to the performance of the Work. Neither Owner nor Engineer shall be responsible for monitoring Contractor's compliance with any Laws or Regulations.
- B. If Contractor performs any Work or takes any other action knowing or having reason to know that it is contrary to Laws or Regulations, Contractor shall bear all resulting costs and losses, and shall indemnify and hold harmless Owner and Engineer, and the officers, directors, members, partners, employees, agents, consultants, and subcontractors of each and any of them, from and against all claims, costs, losses, and damages (including but not limited to all fees and charges of engineers, architects, attorneys, and other professionals and all court or arbitration or other dispute resolution costs) arising out of or relating to such Work or other action. It is not Contractor's responsibility to make certain that the Work described in the Contract Documents is in accordance with Laws and Regulations, but this does not relieve Contractor of its obligations under Paragraph 3.03.
- C. Owner or Contractor may give written notice to the other party of any changes after the submission of Contractor's Bid (or after the date when Contractor became bound under a negotiated contract) in Laws or Regulations having an effect on the cost or time of performance of the Work, including but not limited to changes in Laws or Regulations having an effect on procuring permits and on sales, use, value-added, consumption, and other similar taxes. If Owner and Contractor are unable to agree on entitlement to or on the amount or extent, if any, of any adjustment in Contract Price or Contract Times resulting from such changes, then within 30 days of such written notice Contractor may submit a Change Proposal, or Owner may initiate a Claim.

See SC-7.11

### 7.12 *Record Documents*

- A. Contractor shall maintain in a safe place at the Site one printed record copy of all Drawings, Specifications, Addenda, Change Orders, Work Change Directives, Field Orders, written interpretations and clarifications, and approved Shop Drawings. Contractor shall keep such record documents in good order and annotate them to show changes made during construction. These record documents, together with all approved Samples, will be available to Engineer for reference. Upon completion of the Work, Contractor shall deliver these record documents to Engineer.

### 7.13 *Safety and Protection*

- A. Contractor shall be solely responsible for initiating, maintaining, and supervising all safety precautions and programs in connection with the Work. Such responsibility does not relieve Subcontractors of their responsibility for the safety of persons or property in the performance of their work, nor for compliance with applicable safety Laws and Regulations.
- B. Contractor shall designate a qualified and experienced safety representative whose duties and responsibilities are the prevention of Work-related accidents and the maintenance and supervision of safety precautions and programs.
- C. Contractor shall take all necessary precautions for the safety of, and shall provide the necessary protection to prevent damage, injury, or loss to:
  - 1. all persons on the Site or who may be affected by the Work;

- 2. all the Work and materials and equipment to be incorporated therein, whether in storage on or off the Site; and
  - 3. other property at the Site or adjacent thereto, including trees, shrubs, lawns, walks, pavements, roadways, structures, other work in progress, utilities, and Underground Facilities not designated for removal, relocation, or replacement in the course of construction.
- D. All damage, injury, or loss to any property referred to in Paragraph 7.13.C.2 or 7.13.C.3 caused, directly or indirectly, in whole or in part, by Contractor, any Subcontractor, Supplier, or any other individual or entity directly or indirectly employed by any of them to perform any of the Work, or anyone for whose acts any of them may be liable, shall be remedied by Contractor at its expense (except damage or loss attributable to the fault of Drawings or Specifications or to the acts or omissions of Owner or Engineer or anyone employed by any of them, or anyone for whose acts any of them may be liable, and not attributable, directly or indirectly, in whole or in part, to the fault or negligence of Contractor or any Subcontractor, Supplier, or other individual or entity directly or indirectly employed by any of them).
  - E. Contractor shall comply with all applicable Laws and Regulations relating to the safety of persons or property, or to the protection of persons or property from damage, injury, or loss; and shall erect and maintain all necessary safeguards for such safety and protection.
  - F. Contractor shall notify Owner; the owners of adjacent property; the owners of Underground Facilities and other utilities (if the identity of such owners is known to Contractor); and other contractors and utility owners performing work at or adjacent to the Site, in writing, when Contractor knows that prosecution of the Work may affect them, and shall cooperate with them in the protection, removal, relocation, and replacement of their property or work in progress.
  - G. Contractor shall comply with the applicable requirements of Owner's safety programs, if any. Any Owner's safety programs that are applicable to the Work are identified or included in the Supplementary Conditions or Specifications.

See SC-7.13

- H. Contractor shall inform Owner and Engineer of the specific requirements of Contractor's safety program with which Owner's and Engineer's employees and representatives must comply while at the Site.
- I. Contractor's duties and responsibilities for safety and protection will continue until all the Work is completed, Engineer has issued a written notice to Owner and Contractor in accordance with Paragraph 15.06.C that the Work is acceptable, and Contractor has left the Site (except as otherwise expressly provided in connection with Substantial Completion).
- J. Contractor's duties and responsibilities for safety and protection will resume whenever Contractor or any Subcontractor or Supplier returns to the Site to fulfill warranty or correction obligations, or to conduct other tasks arising from the Contract Documents.

#### 7.14 *Hazard Communication Programs*

- A. Contractor shall be responsible for coordinating any exchange of safety data sheets (formerly known as material safety data sheets) or other hazard communication information required to be made available to or exchanged between or among employers at the Site in accordance with Laws or Regulations.

## 7.15 *Emergencies*

- A. In emergencies affecting the safety or protection of persons or the Work or property at the Site or adjacent thereto, Contractor is obligated to act to prevent damage, injury, or loss. Contractor shall give Engineer prompt written notice if Contractor believes that any significant changes in the Work or variations from the Contract Documents have been caused by an emergency, or are required as a result of Contractor's response to an emergency. If Engineer determines that a change in the Contract Documents is required because of an emergency or Contractor's response, a Work Change Directive or Change Order will be issued.

## 7.16 *Submittals*

### A. *Shop Drawing and Sample Requirements*

1. Before submitting a Shop Drawing or Sample, Contractor shall:
  - a. review and coordinate the Shop Drawing or Sample with other Shop Drawings and Samples and with the requirements of the Work and the Contract Documents;
  - b. determine and verify:
    - 1) all field measurements, quantities, dimensions, specified performance and design criteria, installation requirements, materials, catalog numbers, and similar information with respect to the Submittal;
    - 2) the suitability of all materials and equipment offered with respect to the indicated application, fabrication, shipping, handling, storage, assembly, and installation pertaining to the performance of the Work; and
    - 3) all information relative to Contractor's responsibilities for means, methods, techniques, sequences, and procedures of construction, and safety precautions and programs incident thereto;
  - c. confirm that the Submittal is complete with respect to all related data included in the Submittal.
2. Each Shop Drawing or Sample must bear a stamp or specific written certification that Contractor has satisfied Contractor's obligations under the Contract Documents with respect to Contractor's review of that Submittal, and that Contractor approves the Submittal.
3. With each Shop Drawing or Sample, Contractor shall give Engineer specific written notice of any variations that the Submittal may have from the requirements of the Contract Documents. This notice must be set forth in a written communication separate from the Submittal; and, in addition, in the case of a Shop Drawing by a specific notation made on the Shop Drawing itself.

- B. *Submittal Procedures for Shop Drawings and Samples:* Contractor shall label and submit Shop Drawings and Samples to Engineer for review and approval in accordance with the accepted Schedule of Submittals.

### 1. *Shop Drawings*

- a. Contractor shall submit the number of copies required in the Specifications.

- b. Data shown on the Shop Drawings must be complete with respect to quantities, dimensions, specified performance and design criteria, materials, and similar data to show Engineer the services, materials, and equipment Contractor proposes to provide, and to enable Engineer to review the information for the limited purposes required by Paragraph 7.16.C.

2. *Samples*

- a. Contractor shall submit the number of Samples required in the Specifications.
  - b. Contractor shall clearly identify each Sample as to material, Supplier, pertinent data such as catalog numbers, the use for which intended and other data as Engineer may require to enable Engineer to review the Submittal for the limited purposes required by Paragraph 7.16.C.
3. Where a Shop Drawing or Sample is required by the Contract Documents or the Schedule of Submittals, any related Work performed prior to Engineer's review and approval of the pertinent submittal will be at the sole expense and responsibility of Contractor.

C. *Engineer's Review of Shop Drawings and Samples*

1. Engineer will provide timely review of Shop Drawings and Samples in accordance with the accepted Schedule of Submittals. Engineer's review and approval will be only to determine if the items covered by the Submittals will, after installation or incorporation in the Work, comply with the requirements of the Contract Documents, and be compatible with the design concept of the completed Project as a functioning whole as indicated by the Contract Documents.
2. Engineer's review and approval will not extend to means, methods, techniques, sequences, or procedures of construction, or to safety precautions or programs incident thereto.
3. Engineer's review and approval of a separate item as such will not indicate approval of the assembly in which the item functions.
4. Engineer's review and approval of a Shop Drawing or Sample will not relieve Contractor from responsibility for any variation from the requirements of the Contract Documents unless Contractor has complied with the requirements of Paragraph 7.16.A.3 and Engineer has given written approval of each such variation by specific written notation thereof incorporated in or accompanying the Shop Drawing or Sample. Engineer will document any such approved variation from the requirements of the Contract Documents in a Field Order or other appropriate Contract modification.
5. Engineer's review and approval of a Shop Drawing or Sample will not relieve Contractor from responsibility for complying with the requirements of Paragraphs 7.16.A and B.
6. Engineer's review and approval of a Shop Drawing or Sample, or of a variation from the requirements of the Contract Documents, will not, under any circumstances, change the Contract Times or Contract Price, unless such changes are included in a Change Order.
7. Neither Engineer's receipt, review, acceptance, or approval of a Shop Drawing or Sample will result in such item becoming a Contract Document.



8. Contractor shall perform the Work in compliance with the requirements and commitments set forth in approved Shop Drawings and Samples, subject to the provisions of Paragraph 7.16.C.4.

*D. Resubmittal Procedures for Shop Drawings and Samples*

1. Contractor shall make corrections required by Engineer and shall return the required number of corrected copies of Shop Drawings and submit, as required, new Samples for review and approval. Contractor shall direct specific attention in writing to revisions other than the corrections called for by Engineer on previous Submittals.
2. Contractor shall furnish required Shop Drawing and Sample submittals with sufficient information and accuracy to obtain required approval of an item with no more than two resubmittals. Engineer will record Engineer's time for reviewing a third or subsequent resubmittal of a Shop Drawing or Sample, and Contractor shall be responsible for Engineer's charges to Owner for such time. Owner may impose a set-off against payments due Contractor to secure reimbursement for such charges.
3. If Contractor requests a change of a previously approved Shop Drawing or Sample, Contractor shall be responsible for Engineer's charges to Owner for its review time, and Owner may impose a set-off against payments due Contractor to secure reimbursement for such charges, unless the need for such change is beyond the control of Contractor.

*E. Submittals Other than Shop Drawings, Samples, and Owner-Delegated Designs*

1. The following provisions apply to all Submittals other than Shop Drawings, Samples, and Owner-delegated designs:
    - a. Contractor shall submit all such Submittals to the Engineer in accordance with the Schedule of Submittals and pursuant to the applicable terms of the Contract Documents.
    - b. Engineer will provide timely review of all such Submittals in accordance with the Schedule of Submittals and return such Submittals with a notation of either Accepted or Not Accepted. Any such Submittal that is not returned within the time established in the Schedule of Submittals will be deemed accepted.
    - c. Engineer's review will be only to determine if the Submittal is acceptable under the requirements of the Contract Documents as to general form and content of the Submittal.
    - d. If any such Submittal is not accepted, Contractor shall confer with Engineer regarding the reason for the non-acceptance, and resubmit an acceptable document.
  2. Procedures for the submittal and acceptance of the Progress Schedule, the Schedule of Submittals, and the Schedule of Values are set forth in Paragraphs 2.03, 2.04, and 2.05.
- F. Owner-delegated Designs: Submittals pursuant to Owner-delegated designs are governed by the provisions of Paragraph 7.19.

*7.17 Contractor's General Warranty and Guarantee*

- A. Contractor warrants and guarantees to Owner that all Work will be in accordance with the Contract Documents and will not be defective. Engineer is entitled to rely on Contractor's warranty and guarantee.

- B. Owner's rights under this warranty and guarantee are in addition to, and are not limited by, Owner's rights under the correction period provisions of Paragraph 15.08. The time in which Owner may enforce its warranty and guarantee rights under this Paragraph 7.17 is limited only by applicable Laws and Regulations restricting actions to enforce such rights; provided, however, that after the end of the correction period under Paragraph 15.08:
  - 1. Owner shall give Contractor written notice of any defective Work within 60 days of the discovery that such Work is defective; and
  - 2. Such notice will be deemed the start of an event giving rise to a Claim under Paragraph 12.01.B, such that any related Claim must be brought within 30 days of the notice.
- C. Contractor's warranty and guarantee hereunder excludes defects or damage caused by:
  - 1. abuse, or improper modification, maintenance, or operation, by persons other than Contractor, Subcontractors, Suppliers, or any other individual or entity for whom Contractor is responsible; or
  - 2. normal wear and tear under normal usage.
- D. Contractor's obligation to perform and complete the Work in accordance with the Contract Documents is absolute. None of the following will constitute an acceptance of Work that is not in accordance with the Contract Documents, a release of Contractor's obligation to perform the Work in accordance with the Contract Documents, or a release of Owner's warranty and guarantee rights under this Paragraph 7.17:
  - 1. Observations by Engineer;
  - 2. Recommendation by Engineer or payment by Owner of any progress or final payment;
  - 3. The issuance of a certificate of Substantial Completion by Engineer or any payment related thereto by Owner;
  - 4. Use or occupancy of the Work or any part thereof by Owner;
  - 5. Any review and approval of a Shop Drawing or Sample submittal;
  - 6. The issuance of a notice of acceptability by Engineer;
  - 7. The end of the correction period established in Paragraph 15.08;
  - 8. Any inspection, test, or approval by others; or
  - 9. Any correction of defective Work by Owner.
- E. If the Contract requires the Contractor to accept the assignment of a contract entered into by Owner, then the specific warranties, guarantees, and correction obligations contained in the assigned contract will govern with respect to Contractor's performance obligations to Owner for the Work described in the assigned contract.

#### 7.18 *Indemnification*

- A. To the fullest extent permitted by Laws and Regulations, and in addition to any other obligations of Contractor under the Contract or otherwise, Contractor shall indemnify and hold harmless Owner and Engineer, and the officers, directors, members, partners, employees, agents, consultants and subcontractors of each and any of them, from losses, damages, costs, and judgments (including but not limited to all fees and charges of engineers,

architects, attorneys, and other professionals, and all court or arbitration or other dispute resolution costs) arising from third-party claims or actions relating to or resulting from the performance or furnishing of the Work, provided that any such claim, action, loss, cost, judgment or damage is attributable to bodily injury, sickness, disease, or death, or to damage to or destruction of tangible property (other than the Work itself), including the loss of use resulting therefrom, but only to the extent caused by any negligent act or omission of Contractor, any Subcontractor, any Supplier, or any individual or entity directly or indirectly employed by any of them to perform any of the Work, or anyone for whose acts any of them may be liable.

- B. In any and all claims against Owner or Engineer, or any of their officers, directors, members, partners, employees, agents, consultants, or subcontractors, by any employee (or the survivor or personal representative of such employee) of Contractor, any Subcontractor, any Supplier, or any individual or entity directly or indirectly employed by any of them to perform any of the Work, or anyone for whose acts any of them may be liable, the indemnification obligation under Paragraph 7.18.A will not be limited in any way by any limitation on the amount or type of damages, compensation, or benefits payable by or for Contractor or any such Subcontractor, Supplier, or other individual or entity under workers' compensation acts, disability benefit acts, or other employee benefit acts.

See SC-7.18

#### 7.19 *Delegation of Professional Design Services*

- A. Owner may require Contractor to provide professional design services for a portion of the Work by express delegation in the Contract Documents. Such delegation will specify the performance and design criteria that such services must satisfy, and the Submittals that Contractor must furnish to Engineer with respect to the Owner-delegated design.
- B. Contractor shall cause such Owner-delegated professional design services to be provided pursuant to the professional standard of care by a properly licensed design professional, whose signature and seal must appear on all drawings, calculations, specifications, certifications, and Submittals prepared by such design professional. Such design professional must issue all certifications of design required by Laws and Regulations.
- C. If a Shop Drawing or other Submittal related to the Owner-delegated design is prepared by Contractor, a Subcontractor, or others for submittal to Engineer, then such Shop Drawing or other Submittal must bear the written approval of Contractor's design professional when submitted by Contractor to Engineer.
- D. Owner and Engineer shall be entitled to rely upon the adequacy, accuracy, and completeness of the services, certifications, and approvals performed or provided by the design professionals retained or employed by Contractor under an Owner-delegated design, subject to the professional standard of care and the performance and design criteria stated in the Contract Documents.
- E. Pursuant to this Paragraph 7.19, Engineer's review, approval, and other determinations regarding design drawings, calculations, specifications, certifications, and other Submittals furnished by Contractor pursuant to an Owner-delegated design will be only for the following limited purposes:
  - 1. Checking for conformance with the requirements of this Paragraph 7.19;

2. Confirming that Contractor (through its design professionals) has used the performance and design criteria specified in the Contract Documents; and
  3. Establishing that the design furnished by Contractor is consistent with the design concept expressed in the Contract Documents.
- F. Contractor shall not be responsible for the adequacy of performance or design criteria specified by Owner or Engineer.
- G. Contractor is not required to provide professional services in violation of applicable Laws and Regulations.

## ARTICLE 8—OTHER WORK AT THE SITE

### 8.01 *Other Work*

- A. In addition to and apart from the Work under the Contract Documents, the Owner may perform other work at or adjacent to the Site. Such other work may be performed by Owner's employees, or through contracts between the Owner and third parties. Owner may also arrange to have third-party utility owners perform work on their utilities and facilities at or adjacent to the Site.
- B. If Owner performs other work at or adjacent to the Site with Owner's employees, or through contracts for such other work, then Owner shall give Contractor written notice thereof prior to starting any such other work. If Owner has advance information regarding the start of any third-party utility work that Owner has arranged to take place at or adjacent to the Site, Owner shall provide such information to Contractor.
- C. Contractor shall afford proper and safe access to the Site to each contractor that performs such other work, each utility owner performing other work, and Owner, if Owner is performing other work with Owner's employees, and provide a reasonable opportunity for the introduction and storage of materials and equipment and the execution of such other work.
- D. Contractor shall do all cutting, fitting, and patching of the Work that may be required to properly connect or otherwise make its several parts come together and properly integrate with such other work. Contractor shall not endanger any work of others by cutting, excavating, or otherwise altering such work; provided, however, that Contractor may cut or alter others' work with the written consent of Engineer and the others whose work will be affected.
- E. If the proper execution or results of any part of Contractor's Work depends upon work performed by others, Contractor shall inspect such other work and promptly report to Engineer in writing any delays, defects, or deficiencies in such other work that render it unavailable or unsuitable for the proper execution and results of Contractor's Work. Contractor's failure to so report will constitute an acceptance of such other work as fit and proper for integration with Contractor's Work except for latent defects and deficiencies in such other work.
- F. The provisions of this article are not applicable to work that is performed by third-party utilities or other third-party entities without a contract with Owner, or that is performed without having been arranged by Owner. If such work occurs, then any related delay,

disruption, or interference incurred by Contractor is governed by the provisions of Paragraph 4.05.C.3.

#### 8.02 *Coordination*

- A. If Owner intends to contract with others for the performance of other work at or adjacent to the Site, to perform other work at or adjacent to the Site with Owner's employees, or to arrange to have utility owners perform work at or adjacent to the Site, the following will be set forth in the Supplementary Conditions or provided to Contractor prior to the start of any such other work:
  - 1. The identity of the individual or entity that will have authority and responsibility for coordination of the activities among the various contractors;
  - 2. An itemization of the specific matters to be covered by such authority and responsibility; and
  - 3. The extent of such authority and responsibilities.
- B. Unless otherwise provided in the Supplementary Conditions, Owner shall have sole authority and responsibility for such coordination.

#### 8.03 *Legal Relationships*

- A. If, in the course of performing other work for Owner at or adjacent to the Site, the Owner's employees, any other contractor working for Owner, or any utility owner that Owner has arranged to perform work, causes damage to the Work or to the property of Contractor or its Subcontractors, or delays, disrupts, interferes with, or increases the scope or cost of the performance of the Work, through actions or inaction, then Contractor shall be entitled to an equitable adjustment in the Contract Price or the Contract Times. Contractor must submit any Change Proposal seeking an equitable adjustment in the Contract Price or the Contract Times under this paragraph within 30 days of the damaging, delaying, disrupting, or interfering event. The entitlement to, and extent of, any such equitable adjustment will take into account information (if any) regarding such other work that was provided to Contractor in the Contract Documents prior to the submittal of the Bid or the final negotiation of the terms of the Contract, and any remedies available to Contractor under Laws or Regulations concerning utility action or inaction. When applicable, any such equitable adjustment in Contract Price will be conditioned on Contractor assigning to Owner all Contractor's rights against such other contractor or utility owner with respect to the damage, delay, disruption, or interference that is the subject of the adjustment. Contractor's entitlement to an adjustment of the Contract Times or Contract Price is subject to the provisions of Paragraphs 4.05.D and 4.05.E.
- B. Contractor shall take reasonable and customary measures to avoid damaging, delaying, disrupting, or interfering with the work of Owner, any other contractor, or any utility owner performing other work at or adjacent to the Site.
  - 1. If Contractor fails to take such measures and as a result damages, delays, disrupts, or interferes with the work of any such other contractor or utility owner, then Owner may impose a set-off against payments due Contractor, and assign to such other contractor or utility owner the Owner's contractual rights against Contractor with respect to the breach of the obligations set forth in this Paragraph 8.03.B.
  - 2. When Owner is performing other work at or adjacent to the Site with Owner's employees, Contractor shall be liable to Owner for damage to such other work, and for the reasonable

direct delay, disruption, and interference costs incurred by Owner as a result of Contractor's failure to take reasonable and customary measures with respect to Owner's other work. In response to such damage, delay, disruption, or interference, Owner may impose a set-off against payments due Contractor.

- C. If Contractor damages, delays, disrupts, or interferes with the work of any other contractor, or any utility owner performing other work at or adjacent to the Site, through Contractor's failure to take reasonable and customary measures to avoid such impacts, or if any claim arising out of Contractor's actions, inactions, or negligence in performance of the Work at or adjacent to the Site is made by any such other contractor or utility owner against Contractor, Owner, or Engineer, then Contractor shall (1) promptly attempt to settle the claim as to all parties through negotiations with such other contractor or utility owner, or otherwise resolve the claim by arbitration or other dispute resolution proceeding or at law, and (2) indemnify and hold harmless Owner and Engineer, and the officers, directors, members, partners, employees, agents, consultants and subcontractors of each and any of them from and against any such claims, and against all costs, losses, and damages (including but not limited to all fees and charges of engineers, architects, attorneys, and other professionals and all court or arbitration or other dispute resolution costs) arising out of or relating to such damage, delay, disruption, or interference.

## ARTICLE 9—OWNER'S RESPONSIBILITIES

### 9.01 *Communications to Contractor*

- A. Except as otherwise provided in these General Conditions, Owner shall issue all communications to Contractor through Engineer.

### 9.02 *Replacement of Engineer*

- A. Owner may at its discretion appoint an engineer to replace Engineer, provided Contractor makes no reasonable objection to the replacement engineer. The replacement engineer's status under the Contract Documents will be that of the former Engineer.

### 9.03 *Furnish Data*

- A. Owner shall promptly furnish the data required of Owner under the Contract Documents.

### 9.04 *Pay When Due*

- A. Owner shall make payments to Contractor when they are due as provided in the Agreement.

### 9.05 *Lands and Easements; Reports, Tests, and Drawings*

- A. Owner's duties with respect to providing lands and easements are set forth in Paragraph 5.01.  
B. Owner's duties with respect to providing engineering surveys to establish reference points are set forth in Paragraph 4.03.  
C. Article 5 refers to Owner's identifying and making available to Contractor copies of reports of explorations and tests of conditions at the Site, and drawings of physical conditions relating to existing surface or subsurface structures at the Site.

### 9.06 *Insurance*

- A. Owner's responsibilities, if any, with respect to purchasing and maintaining liability and property insurance are set forth in Article 6.

9.07 *Change Orders*

- A. Owner's responsibilities with respect to Change Orders are set forth in Article 11.

9.08 *Inspections, Tests, and Approvals*

- A. Owner's responsibility with respect to certain inspections, tests, and approvals is set forth in Paragraph 14.02.B.

9.09 *Limitations on Owner's Responsibilities*

- A. The Owner shall not supervise, direct, or have control or authority over, nor be responsible for, Contractor's means, methods, techniques, sequences, or procedures of construction, or the safety precautions and programs incident thereto, or for any failure of Contractor to comply with Laws and Regulations applicable to the performance of the Work. Owner will not be responsible for Contractor's failure to perform the Work in accordance with the Contract Documents.

9.10 *Undisclosed Hazardous Environmental Condition*

- A. Owner's responsibility in respect to an undisclosed Hazardous Environmental Condition is set forth in Paragraph 5.06.

9.11 *Evidence of Financial Arrangements*

- A. Upon request of Contractor, Owner shall furnish Contractor reasonable evidence that financial arrangements have been made to satisfy Owner's obligations under the Contract (including obligations under proposed changes in the Work).

9.12 *Safety Programs*

- A. While at the Site, Owner's employees and representatives shall comply with the specific applicable requirements of Contractor's safety programs of which Owner has been informed.  
B. Owner shall furnish copies of any applicable Owner safety programs to Contractor.

See SC-9.12

**ARTICLE 10—ENGINEER'S STATUS DURING CONSTRUCTION**

10.01 *Owner's Representative*

- A. Engineer will be Owner's representative during the construction period. The duties and responsibilities and the limitations of authority of Engineer as Owner's representative during construction are set forth in the Contract.

10.02 *Visits to Site*

- A. Engineer will make visits to the Site at intervals appropriate to the various stages of construction as Engineer deems necessary in order to observe, as an experienced and qualified design professional, the progress that has been made and the quality of the various aspects of Contractor's executed Work. Based on information obtained during such visits and observations, Engineer, for the benefit of Owner, will determine, in general, if the Work is proceeding in accordance with the Contract Documents. Engineer will not be required to make exhaustive or continuous inspections on the Site to check the quality or quantity of the Work. Engineer's efforts will be directed toward providing for Owner a greater degree of confidence that the completed Work will conform generally to the Contract Documents. On

the basis of such visits and observations, Engineer will keep Owner informed of the progress of the Work and will endeavor to guard Owner against defective Work.

- B. Engineer's visits and observations are subject to all the limitations on Engineer's authority and responsibility set forth in Paragraph 10.07. Particularly, but without limitation, during or as a result of Engineer's visits or observations of Contractor's Work, Engineer will not supervise, direct, control, or have authority over or be responsible for Contractor's means, methods, techniques, sequences, or procedures of construction, or the safety precautions and programs incident thereto, or for any failure of Contractor to comply with Laws and Regulations applicable to the performance of the Work.

#### 10.03 *Resident Project Representative*

- A. If Owner and Engineer have agreed that Engineer will furnish a Resident Project Representative to represent Engineer at the Site and assist Engineer in observing the progress and quality of the Work, then the authority and responsibilities of any such Resident Project Representative will be as provided in the Supplementary Conditions, and limitations on the responsibilities thereof will be as provided in the Supplementary Conditions and in Paragraph 10.07.
- B. If Owner designates an individual or entity who is not Engineer's consultant, agent, or employee to represent Owner at the Site, then the responsibilities and authority of such individual or entity will be as provided in the Supplementary Conditions.

#### 10.04 *Engineer's Authority*

- A. Engineer has the authority to reject Work in accordance with Article 14.
- B. Engineer's authority as to Submittals is set forth in Paragraph 7.16.
- C. Engineer's authority as to design drawings, calculations, specifications, certifications and other Submittals from Contractor in response to Owner's delegation (if any) to Contractor of professional design services, is set forth in Paragraph 7.19.
- D. Engineer's authority as to changes in the Work is set forth in Article 11.
- E. Engineer's authority as to Applications for Payment is set forth in Article 15.

#### 10.05 *Determinations for Unit Price Work*

- A. ~~Engineer will determine the actual quantities and classifications of Unit Price Work performed by Contractor as set forth in Paragraph 13.03. See SC-10.05~~

#### 10.06 *Decisions on Requirements of Contract Documents and Acceptability of Work*

- A. Engineer will render decisions regarding the requirements of the Contract Documents, and judge the acceptability of the Work, pursuant to the specific procedures set forth herein for initial interpretations, Change Proposals, and acceptance of the Work. In rendering such decisions and judgments, Engineer will not show partiality to Owner or Contractor, and will not be liable to Owner, Contractor, or others in connection with any proceedings, interpretations, decisions, or judgments conducted or rendered in good faith.

#### 10.07 *Limitations on Engineer's Authority and Responsibilities*

- A. Neither Engineer's authority or responsibility under this Article 10 or under any other provision of the Contract, nor any decision made by Engineer in good faith either to exercise



or not exercise such authority or responsibility or the undertaking, exercise, or performance of any authority or responsibility by Engineer, will create, impose, or give rise to any duty in contract, tort, or otherwise owed by Engineer to Contractor, any Subcontractor, any Supplier, any other individual or entity, or to any surety for or employee or agent of any of them.

- B. Engineer will not supervise, direct, control, or have authority over or be responsible for Contractor's means, methods, techniques, sequences, or procedures of construction, or the safety precautions and programs incident thereto, or for any failure of Contractor to comply with Laws and Regulations applicable to the performance of the Work. Engineer will not be responsible for Contractor's failure to perform the Work in accordance with the Contract Documents.
- C. Engineer will not be responsible for the acts or omissions of Contractor or of any Subcontractor, any Supplier, or of any other individual or entity performing any of the Work.
- D. Engineer's review of the final Application for Payment and accompanying documentation, and all maintenance and operating instructions, schedules, guarantees, bonds, certificates of inspection, tests and approvals, and other documentation required to be delivered by Contractor under Paragraph 15.06.A, will only be to determine generally that their content complies with the requirements of, and in the case of certificates of inspections, tests, and approvals, that the results certified indicate compliance with the Contract Documents.
- E. The limitations upon authority and responsibility set forth in this Paragraph 10.07 also apply to the Resident Project Representative, if any.

See SC-10.07

#### 10.08 *Compliance with Safety Program*

- A. While at the Site, Engineer's employees and representatives will comply with the specific applicable requirements of Owner's and Contractor's safety programs of which Engineer has been informed.

### **ARTICLE 11—CHANGES TO THE CONTRACT**

#### 11.01 *Amending and Supplementing the Contract*

- A. The Contract may be amended or supplemented by a Change Order, a Work Change Directive, or a Field Order.
- B. If an amendment or supplement to the Contract includes a change in the Contract Price or the Contract Times, such amendment or supplement must be set forth in a Change Order.
- C. All changes to the Contract that involve (1) the performance or acceptability of the Work, (2) the design (as set forth in the Drawings, Specifications, or otherwise), or (3) other engineering or technical matters, must be supported by Engineer's recommendation. Owner and Contractor may amend other terms and conditions of the Contract without the recommendation of the Engineer.

See SC-11.07

## 11.02 *Change Orders*

- A. Owner and Contractor shall execute appropriate Change Orders covering:
  - 1. Changes in Contract Price or Contract Times which are agreed to by the parties, including any undisputed sum or amount of time for Work actually performed in accordance with a Work Change Directive;
  - 2. Changes in Contract Price resulting from an Owner set-off, unless Contractor has duly contested such set-off;
  - 3. Changes in the Work which are: (a) ordered by Owner pursuant to Paragraph 11.05, (b) required because of Owner's acceptance of defective Work under Paragraph 14.04 or Owner's correction of defective Work under Paragraph 14.07, or (c) agreed to by the parties, subject to the need for Engineer's recommendation if the change in the Work involves the design (as set forth in the Drawings, Specifications, or otherwise) or other engineering or technical matters; and
  - 4. Changes that embody the substance of any final and binding results under: Paragraph 11.03.B, resolving the impact of a Work Change Directive; Paragraph 11.09, concerning Change Proposals; Article 12, Claims; Paragraph 13.02.D, final adjustments resulting from allowances; Paragraph 13.03.D, final adjustments relating to determination of quantities for Unit Price Work; and similar provisions.
- B. If Owner or Contractor refuses to execute a Change Order that is required to be executed under the terms of Paragraph 11.02.A, it will be deemed to be of full force and effect, as if fully executed.

## 11.03 *Work Change Directives*

- A. A Work Change Directive will not change the Contract Price or the Contract Times but is evidence that the parties expect that the modification ordered or documented by a Work Change Directive will be incorporated in a subsequently issued Change Order, following negotiations by the parties as to the Work Change Directive's effect, if any, on the Contract Price and Contract Times; or, if negotiations are unsuccessful, by a determination under the terms of the Contract Documents governing adjustments, expressly including Paragraph 11.07 regarding change of Contract Price.
- B. If Owner has issued a Work Change Directive and:
  - 1. Contractor believes that an adjustment in Contract Times or Contract Price is necessary, then Contractor shall submit any Change Proposal seeking such an adjustment no later than 30 days after the completion of the Work set out in the Work Change Directive.
  - 2. Owner believes that an adjustment in Contract Times or Contract Price is necessary, then Owner shall submit any Claim seeking such an adjustment no later than 60 days after issuance of the Work Change Directive.

## 11.04 *Field Orders*

- A. Engineer may authorize minor changes in the Work if the changes do not involve an adjustment in the Contract Price or the Contract Times and are compatible with the design concept of the completed Project as a functioning whole as indicated by the Contract Documents. Such changes will be accomplished by a Field Order and will be binding on Owner and also on Contractor, which shall perform the Work involved promptly.

- B. If Contractor believes that a Field Order justifies an adjustment in the Contract Price or Contract Times, then before proceeding with the Work at issue, Contractor shall submit a Change Proposal as provided herein.

11.05 *Owner-Authorized Changes in the Work*

- A. Without invalidating the Contract and without notice to any surety, Owner may, at any time or from time to time, order additions, deletions, or revisions in the Work. Changes involving the design (as set forth in the Drawings, Specifications, or otherwise) or other engineering or technical matters will be supported by Engineer's recommendation.
- B. Such changes in the Work may be accomplished by a Change Order, if Owner and Contractor have agreed as to the effect, if any, of the changes on Contract Times or Contract Price; or by a Work Change Directive. Upon receipt of any such document, Contractor shall promptly proceed with the Work involved; or, in the case of a deletion in the Work, promptly cease construction activities with respect to such deleted Work. Added or revised Work must be performed under the applicable conditions of the Contract Documents.
- C. Nothing in this Paragraph 11.05 obligates Contractor to undertake work that Contractor reasonably concludes cannot be performed in a manner consistent with Contractor's safety obligations under the Contract Documents or Laws and Regulations.

11.06 *Unauthorized Changes in the Work*

- A. Contractor shall not be entitled to an increase in the Contract Price or an extension of the Contract Times with respect to any work performed that is not required by the Contract Documents, as amended, modified, or supplemented, except in the case of an emergency as provided in Paragraph 7.15 or in the case of uncovering Work as provided in Paragraph 14.05.C.2.

11.07 *Change of Contract Price*

- A. The Contract Price may only be changed by a Change Order. Any Change Proposal for an adjustment in the Contract Price must comply with the provisions of Paragraph 11.09. Any Claim for an adjustment of Contract Price must comply with the provisions of Article 12.
- B. An adjustment in the Contract Price will be determined as follows:
  - 1. Where the Work involved is covered by unit prices contained in the Contract Documents, then by application of such unit prices to the quantities of the items involved (subject to the provisions of Paragraph 13.03);
  - 2. Where the Work involved is not covered by unit prices contained in the Contract Documents, then by a mutually agreed lump sum (which may include an allowance for overhead and profit not necessarily in accordance with Paragraph 11.07.C.2); or
  - 3. Where the Work involved is not covered by unit prices contained in the Contract Documents and the parties do not reach mutual agreement to a lump sum, then on the basis of the Cost of the Work (determined as provided in Paragraph 13.01) plus a Contractor's fee for overhead and profit (determined as provided in Paragraph 11.07.C).
- C. *Contractor's Fee:* When applicable, the Contractor's fee for overhead and profit will be determined as follows:
  - 1. A mutually acceptable fixed fee; or

2. If a fixed fee is not agreed upon, then a fee based on the following percentages of the various portions of the Cost of the Work:
  - a. For costs incurred under Paragraphs 13.01.B.1 and 13.01.B.2, the Contractor's fee will be 15 percent;
  - b. For costs incurred under Paragraph 13.01.B.3, the Contractor's fee will be 5 percent;
  - c. Where one or more tiers of subcontracts are on the basis of Cost of the Work plus a fee and no fixed fee is agreed upon, the intent of Paragraphs 11.07.C.2.a and 11.07.C.2.b is that the Contractor's fee will be based on: (1) a fee of 15 percent of the costs incurred under Paragraphs 13.01.B.1 and 13.01.B.2 by the Subcontractor that actually performs the Work, at whatever tier, and (2) with respect to Contractor itself and to any Subcontractors of a tier higher than that of the Subcontractor that actually performs the Work, a fee of 5 percent of the amount (fee plus underlying costs incurred) attributable to the next lower tier Subcontractor; provided, however, that for any such subcontracted Work the maximum total fee to be paid by Owner will be no greater than 27 percent of the costs incurred by the Subcontractor that actually performs the Work;
  - d. No fee will be payable on the basis of costs itemized under Paragraphs 13.01.B.4, 13.01.B.5, and 13.01.C;
  - e. The amount of credit to be allowed by Contractor to Owner for any change which results in a net decrease in Cost of the Work will be the amount of the actual net decrease in Cost of the Work and a deduction of an additional amount equal to 5 percent of such actual net decrease in Cost of the Work; and
  - f. When both additions and credits are involved in any one change or Change Proposal, the adjustment in Contractor's fee will be computed by determining the sum of the costs in each of the cost categories in Paragraph 13.01.B (specifically, payroll costs, Paragraph 13.01.B.1; incorporated materials and equipment costs, Paragraph 13.01.B.2; Subcontract costs, Paragraph 13.01.B.3; special consultants costs, Paragraph 13.01.B.4; and other costs, Paragraph 13.01.B.5) and applying to each such cost category sum the appropriate fee from Paragraphs 11.07.C.2.a through 11.07.C.2.e, inclusive.

#### 11.08 *Change of Contract Times*

- A. The Contract Times may only be changed by a Change Order. Any Change Proposal for an adjustment in the Contract Times must comply with the provisions of Paragraph 11.09. Any Claim for an adjustment in the Contract Times must comply with the provisions of Article 12.
- B. Delay, disruption, and interference in the Work, and any related changes in Contract Times, are addressed in and governed by Paragraph 4.05.

#### 11.09 *Change Proposals*

- A. *Purpose and Content:* Contractor shall submit a Change Proposal to Engineer to request an adjustment in the Contract Times or Contract Price; contest an initial decision by Engineer concerning the requirements of the Contract Documents or relating to the acceptability of the Work under the Contract Documents; challenge a set-off against payment due; or seek other relief under the Contract. The Change Proposal will specify any proposed change in Contract Times or Contract Price, or other proposed relief, and explain the reason for the

proposed change, with citations to any governing or applicable provisions of the Contract Documents. Each Change Proposal will address only one issue, or a set of closely related issues.

**B. Change Proposal Procedures**

1. *Submittal*: Contractor shall submit each Change Proposal to Engineer within 30 days after the start of the event giving rise thereto, or after such initial decision.
2. *Supporting Data*: The Contractor shall submit supporting data, including the proposed change in Contract Price or Contract Time (if any), to the Engineer and Owner within 15 days after the submittal of the Change Proposal.
  - a. Change Proposals based on or related to delay, interruption, or interference must comply with the provisions of Paragraphs 4.05.D and 4.05.E.
  - b. Change proposals related to a change of Contract Price must include full and detailed accounts of materials incorporated into the Work and labor and equipment used for the subject Work.

The supporting data must be accompanied by a written statement that the supporting data are accurate and complete, and that any requested time or price adjustment is the entire adjustment to which Contractor believes it is entitled as a result of said event.

3. *Engineer's Initial Review*: Engineer will advise Owner regarding the Change Proposal, and consider any comments or response from Owner regarding the Change Proposal. If in its discretion Engineer concludes that additional supporting data is needed before conducting a full review and making a decision regarding the Change Proposal, then Engineer may request that Contractor submit such additional supporting data by a date specified by Engineer, prior to Engineer beginning its full review of the Change Proposal.
  4. *Engineer's Full Review and Action on the Change Proposal*: Upon receipt of Contractor's supporting data (including any additional data requested by Engineer), Engineer will conduct a full review of each Change Proposal and, within 30 days after such receipt of the Contractor's supporting data, either approve the Change Proposal in whole, deny it in whole, or approve it in part and deny it in part. Such actions must be in writing, with a copy provided to Owner and Contractor. If Engineer does not take action on the Change Proposal within 30 days, then either Owner or Contractor may at any time thereafter submit a letter to the other party indicating that as a result of Engineer's inaction the Change Proposal is deemed denied, thereby commencing the time for appeal of the denial under Article 12.
  5. *Binding Decision*: Engineer's decision is final and binding upon Owner and Contractor, unless Owner or Contractor appeals the decision by filing a Claim under Article 12.
- C. Resolution of Certain Change Proposals**: If the Change Proposal does not involve the design (as set forth in the Drawings, Specifications, or otherwise), the acceptability of the Work, or other engineering or technical matters, then Engineer will notify the parties in writing that the Engineer is unable to resolve the Change Proposal. For purposes of further resolution of such a Change Proposal, such notice will be deemed a denial, and Contractor may choose to seek resolution under the terms of Article 12.
- D. Post-Completion**: Contractor shall not submit any Change Proposals after Engineer issues a written recommendation of final payment pursuant to Paragraph 15.06.B.

#### 11.10 *Notification to Surety*

- A. If the provisions of any bond require notice to be given to a surety of any change affecting the general scope of the Work or the provisions of the Contract Documents (including, but not limited to, Contract Price or Contract Times), the giving of any such notice will be Contractor's responsibility. The amount of each applicable bond will be adjusted to reflect the effect of any such change.

### ARTICLE 12—CLAIMS

#### 12.01 *Claims*

- A. *Claims Process*: The following disputes between Owner and Contractor are subject to the Claims process set forth in this article:
  - 1. Appeals by Owner or Contractor of Engineer's decisions regarding Change Proposals;
  - 2. Owner demands for adjustments in the Contract Price or Contract Times, or other relief under the Contract Documents;
  - 3. Disputes that Engineer has been unable to address because they do not involve the design (as set forth in the Drawings, Specifications, or otherwise), the acceptability of the Work, or other engineering or technical matters; and
  - 4. Subject to the waiver provisions of Paragraph 15.07, any dispute arising after Engineer has issued a written recommendation of final payment pursuant to Paragraph 15.06.B.
- B. *Submittal of Claim*: The party submitting a Claim shall deliver it directly to the other party to the Contract promptly (but in no event later than 30 days) after the start of the event giving rise thereto; in the case of appeals regarding Change Proposals within 30 days of the decision under appeal. The party submitting the Claim shall also furnish a copy to the Engineer, for its information only. The responsibility to substantiate a Claim rests with the party making the Claim. In the case of a Claim by Contractor seeking an increase in the Contract Times or Contract Price, Contractor shall certify that the Claim is made in good faith, that the supporting data are accurate and complete, and that to the best of Contractor's knowledge and belief the amount of time or money requested accurately reflects the full amount to which Contractor is entitled.
- C. *Review and Resolution*: The party receiving a Claim shall review it thoroughly, giving full consideration to its merits. The two parties shall seek to resolve the Claim through the exchange of information and direct negotiations. The parties may extend the time for resolving the Claim by mutual agreement. All actions taken on a Claim will be stated in writing and submitted to the other party, with a copy to Engineer.
- D. *Mediation*
  - 1. At any time after initiation of a Claim, Owner and Contractor may mutually agree to mediation of the underlying dispute. The agreement to mediate will stay the Claim submittal and response process.
  - 2. If Owner and Contractor agree to mediation, then after 60 days from such agreement, either Owner or Contractor may unilaterally terminate the mediation process, and the Claim submittal and decision process will resume as of the date of the termination. If the mediation proceeds but is unsuccessful in resolving the dispute, the Claim submittal and

decision process will resume as of the date of the conclusion of the mediation, as determined by the mediator.

3. Owner and Contractor shall each pay one-half of the mediator's fees and costs.
- E. *Partial Approval*: If the party receiving a Claim approves the Claim in part and denies it in part, such action will be final and binding unless within 30 days of such action the other party invokes the procedure set forth in Article 17 for final resolution of disputes.
- F. *Denial of Claim*: If efforts to resolve a Claim are not successful, the party receiving the Claim may deny it by giving written notice of denial to the other party. If the receiving party does not take action on the Claim within 90 days, then either Owner or Contractor may at any time thereafter submit a letter to the other party indicating that as a result of the inaction, the Claim is deemed denied, thereby commencing the time for appeal of the denial. A denial of the Claim will be final and binding unless within 30 days of the denial the other party invokes the procedure set forth in Article 17 for the final resolution of disputes.
- G. *Final and Binding Results*: If the parties reach a mutual agreement regarding a Claim, whether through approval of the Claim, direct negotiations, mediation, or otherwise; or if a Claim is approved in part and denied in part, or denied in full, and such actions become final and binding; then the results of the agreement or action on the Claim will be incorporated in a Change Order or other written document to the extent they affect the Contract, including the Work, the Contract Times, or the Contract Price.

## ARTICLE 13—COST OF THE WORK; ALLOWANCES; UNIT PRICE WORK

### 13.01 *Cost of the Work*

- A. *Purposes for Determination of Cost of the Work*: The term Cost of the Work means the sum of all costs necessary for the proper performance of the Work at issue, as further defined below. The provisions of this Paragraph 13.01 are used for two distinct purposes:
  1. To determine Cost of the Work when Cost of the Work is a component of the Contract Price, under cost-plus-fee, time-and-materials, or other cost-based terms; or
  2. When needed to determine the value of a Change Order, Change Proposal, Claim, set-off, or other adjustment in Contract Price. When the value of any such adjustment is determined on the basis of Cost of the Work, Contractor is entitled only to those additional or incremental costs required because of the change in the Work or because of the event giving rise to the adjustment.
- B. *Costs Included*: Except as otherwise may be agreed to in writing by Owner, costs included in the Cost of the Work will be in amounts no higher than those commonly incurred in the locality of the Project, will not include any of the costs itemized in Paragraph 13.01.C, and will include only the following items:
  1. Payroll costs for employees in the direct employ of Contractor in the performance of the Work under schedules of job classifications agreed upon by Owner and Contractor in advance of the subject Work. Such employees include, without limitation, superintendents, foremen, safety managers, safety representatives, and other personnel employed full time on the Work. Payroll costs for employees not employed full time on the Work will be apportioned on the basis of their time spent on the Work. Payroll costs include, but are not limited to, salaries and wages plus the cost of fringe benefits, which

include social security contributions, unemployment, excise, and payroll taxes, workers' compensation, health and retirement benefits, sick leave, and vacation and holiday pay applicable thereto. The expenses of performing Work outside of regular working hours, on Saturday, Sunday, or legal holidays, will be included in the above to the extent authorized by Owner.

2. Cost of all materials and equipment furnished and incorporated in the Work, including costs of transportation and storage thereof, and Suppliers' field services required in connection therewith. All cash discounts accrue to Contractor unless Owner deposits funds with Contractor with which to make payments, in which case the cash discounts will accrue to Owner. All trade discounts, rebates, and refunds and returns from sale of surplus materials and equipment will accrue to Owner, and Contractor shall make provisions so that they may be obtained.
3. Payments made by Contractor to Subcontractors for Work performed by Subcontractors. If required by Owner, Contractor shall obtain competitive bids from subcontractors acceptable to Owner and Contractor and shall deliver such bids to Owner, which will then determine, with the advice of Engineer, which bids, if any, will be acceptable. If any subcontract provides that the Subcontractor is to be paid on the basis of Cost of the Work plus a fee, the Subcontractor's Cost of the Work and fee will be determined in the same manner as Contractor's Cost of the Work and fee as provided in this Paragraph 13.01.
4. Costs of special consultants (including but not limited to engineers, architects, testing laboratories, surveyors, attorneys, and accountants) employed or retained for services specifically related to the Work.
5. Other costs consisting of the following:
  - a. The proportion of necessary transportation, travel, and subsistence expenses of Contractor's employees incurred in discharge of duties connected with the Work.
  - b. Cost, including transportation and maintenance, of all materials, supplies, equipment, machinery, appliances, office, and temporary facilities at the Site, which are consumed in the performance of the Work, and cost, less market value, of such items used but not consumed which remain the property of Contractor.
    - 1) In establishing included costs for materials such as scaffolding, plating, or sheeting, consideration will be given to the actual or the estimated life of the material for use on other projects; or rental rates may be established on the basis of purchase or salvage value of such items, whichever is less. Contractor will not be eligible for compensation for such items in an amount that exceeds the purchase cost of such item.
  - c. *Construction Equipment Rental*
    - 1) Rentals of all construction equipment and machinery, and the parts thereof, in accordance with rental agreements approved by Owner as to price (including any surcharge or special rates applicable to overtime use of the construction equipment or machinery), and the costs of transportation, loading, unloading, assembly, dismantling, and removal thereof. All such costs will be in accordance with the terms of said rental agreements. The rental of any such equipment, machinery, or parts must cease when the use thereof is no longer necessary for the Work.



- 2) Costs for equipment and machinery owned by Contractor or a Contractor-related entity will be paid at a rate shown for such equipment in the equipment rental rate book specified in the Supplementary Conditions. An hourly rate will be computed by dividing the monthly rates by 176. These computed rates will include all operating costs.
  - 3) With respect to Work that is the result of a Change Order, Change Proposal, Claim, set-off, or other adjustment in Contract Price ("changed Work"), included costs will be based on the time the equipment or machinery is in use on the changed Work and the costs of transportation, loading, unloading, assembly, dismantling, and removal when directly attributable to the changed Work. The cost of any such equipment or machinery, or parts thereof, must cease to accrue when the use thereof is no longer necessary for the changed Work.
- d. Sales, consumer, use, and other similar taxes related to the Work, and for which Contractor is liable, as imposed by Laws and Regulations.
  - e. Deposits lost for causes other than negligence of Contractor, any Subcontractor, or anyone directly or indirectly employed by any of them or for whose acts any of them may be liable, and royalty payments and fees for permits and licenses.
  - f. Losses and damages (and related expenses) caused by damage to the Work, not compensated by insurance or otherwise, sustained by Contractor in connection with the performance of the Work (except losses and damages within the deductible amounts of builder's risk or other property insurance established in accordance with Paragraph 6.04), provided such losses and damages have resulted from causes other than the negligence of Contractor, any Subcontractor, or anyone directly or indirectly employed by any of them or for whose acts any of them may be liable. Such losses include settlements made with the written consent and approval of Owner. No such losses, damages, and expenses will be included in the Cost of the Work for the purpose of determining Contractor's fee.
  - g. The cost of utilities, fuel, and sanitary facilities at the Site.
  - h. Minor expenses such as communication service at the Site, express and courier services, and similar petty cash items in connection with the Work.
  - i. The costs of premiums for all bonds and insurance that Contractor is required by the Contract Documents to purchase and maintain.
- C. *Costs Excluded:* The term Cost of the Work does not include any of the following items:
1. Payroll costs and other compensation of Contractor's officers, executives, principals, general managers, engineers, architects, estimators, attorneys, auditors, accountants, purchasing and contracting agents, expeditors, timekeepers, clerks, and other personnel employed by Contractor, whether at the Site or in Contractor's principal or branch office for general administration of the Work and not specifically included in the agreed upon schedule of job classifications referred to in Paragraph 13.01.B.1 or specifically covered by Paragraph 13.01.B.4. The payroll costs and other compensation excluded here are to be considered administrative costs covered by the Contractor's fee.
  2. The cost of purchasing, renting, or furnishing small tools and hand tools.

3. Expenses of Contractor's principal and branch offices other than Contractor's office at the Site.
4. Any part of Contractor's capital expenses, including interest on Contractor's capital employed for the Work and charges against Contractor for delinquent payments.
5. Costs due to the negligence of Contractor, any Subcontractor, or anyone directly or indirectly employed by any of them or for whose acts any of them may be liable, including but not limited to, the correction of defective Work, disposal of materials or equipment wrongly supplied, and making good any damage to property.
6. Expenses incurred in preparing and advancing Claims.
7. Other overhead or general expense costs of any kind and the costs of any item not specifically and expressly included in Paragraph 13.01.B.

D. *Contractor's Fee*

1. When the Work as a whole is performed on the basis of cost-plus-a-fee, then:
  - a. Contractor's fee for the Work set forth in the Contract Documents as of the Effective Date of the Contract will be determined as set forth in the Agreement.
  - b. for any Work covered by a Change Order, Change Proposal, Claim, set-off, or other adjustment in Contract Price on the basis of Cost of the Work, Contractor's fee will be determined as follows:
    - 1) When the fee for the Work as a whole is a percentage of the Cost of the Work, the fee will automatically adjust as the Cost of the Work changes.
    - 2) When the fee for the Work as a whole is a fixed fee, the fee for any additions or deletions will be determined in accordance with Paragraph 11.07.C.2.
2. When the Work as a whole is performed on the basis of a stipulated sum, or any other basis other than cost-plus-a-fee, then Contractor's fee for any Work covered by a Change Order, Change Proposal, Claim, set-off, or other adjustment in Contract Price on the basis of Cost of the Work will be determined in accordance with Paragraph 11.07.C.2.

- E. *Documentation and Audit*: Whenever the Cost of the Work for any purpose is to be determined pursuant to this Article 13, Contractor and pertinent Subcontractors will establish and maintain records of the costs in accordance with generally accepted accounting practices. Subject to prior written notice, Owner will be afforded reasonable access, during normal business hours, to all Contractor's accounts, records, books, correspondence, instructions, drawings, receipts, vouchers, memoranda, and similar data relating to the Cost of the Work and Contractor's fee. Contractor shall preserve all such documents for a period of three years after the final payment by Owner. Pertinent Subcontractors will afford such access to Owner, and preserve such documents, to the same extent required of Contractor.

13.02 *Allowances*

- A. It is understood that Contractor has included in the Contract Price all allowances so named in the Contract Documents and shall cause the Work so covered to be performed for such sums and by such persons or entities as may be acceptable to Owner and Engineer.

- B. *Cash Allowances:* Contractor agrees that:
  - 1. the cash allowances include the cost to Contractor (less any applicable trade discounts) of materials and equipment required by the allowances to be delivered at the Site, and all applicable taxes; and
  - 2. Contractor's costs for unloading and handling on the Site, labor, installation, overhead, profit, and other expenses contemplated for the cash allowances have been included in the Contract Price and not in the allowances, and no demand for additional payment for any of the foregoing will be valid.
- C. *Owner's Contingency Allowance:* Contractor agrees that an Owner's contingency allowance, if any, is for the sole use of Owner to cover unanticipated costs.
- D. Prior to final payment, an appropriate Change Order will be issued as recommended by Engineer to reflect actual amounts due Contractor for Work covered by allowances, and the Contract Price will be correspondingly adjusted.

### 13.03 *Unit Price Work*

- A. Where the Contract Documents provide that all or part of the Work is to be Unit Price Work, initially the Contract Price will be deemed to include for all Unit Price Work an amount equal to the sum of the unit price for each separately identified item of Unit Price Work times the estimated quantity of each item as indicated in the Agreement.
- B. The estimated quantities of items of Unit Price Work are not guaranteed and are solely for the purpose of comparison of Bids and determining an initial Contract Price. Payments to Contractor for Unit Price Work will be based on actual quantities.
- C. Each unit price will be deemed to include an amount considered by Contractor to be adequate to cover Contractor's overhead and profit for each separately identified item.
- D. Engineer will determine the actual quantities and classifications of Unit Price Work performed by Contractor. Engineer will review with Contractor the Engineer's preliminary determinations on such matters before rendering a written decision thereon (by recommendation of an Application for Payment or otherwise). Engineer's written decision thereon will be final and binding (except as modified by Engineer to reflect changed factual conditions or more accurate data) upon Owner and Contractor, and the final adjustment of Contract Price will be set forth in a Change Order, subject to the provisions of the following paragraph.
- E. *Adjustments in Unit Price*
  - 1. Contractor or Owner shall be entitled to an adjustment in the unit price with respect to an item of Unit Price Work if:
    - a. the quantity of the item of Unit Price Work performed by Contractor differs materially and significantly from the estimated quantity of such item indicated in the Agreement; and
    - b. Contractor's unit costs to perform the item of Unit Price Work have changed materially and significantly as a result of the quantity change.
  - 2. The adjustment in unit price will account for and be coordinated with any related changes in quantities of other items of Work, and in Contractor's costs to perform such other

Work, such that the resulting overall change in Contract Price is equitable to Owner and Contractor.

3. Adjusted unit prices will apply to all units of that item.

#### ARTICLE 14—TESTS AND INSPECTIONS; CORRECTION, REMOVAL, OR ACCEPTANCE OF DEFECTIVE WORK

##### 14.01 *Access to Work*

- A. Owner, Engineer, their consultants and other representatives and personnel of Owner, independent testing laboratories, and authorities having jurisdiction have access to the Site and the Work at reasonable times for their observation, inspection, and testing. Contractor shall provide them proper and safe conditions for such access and advise them of Contractor's safety procedures and programs so that they may comply with such procedures and programs as applicable.

##### 14.02 *Tests, Inspections, and Approvals*

- A. Contractor shall give Engineer timely notice of readiness of the Work (or specific parts thereof) for all required inspections and tests, and shall cooperate with inspection and testing personnel to facilitate required inspections and tests.
- B. Owner shall retain and pay for the services of an independent inspector, testing laboratory, or other qualified individual or entity to perform all inspections and tests expressly required by the Contract Documents to be furnished and paid for by Owner, except that costs incurred in connection with tests or inspections of covered Work will be governed by the provisions of Paragraph 14.05.
- C. If Laws or Regulations of any public body having jurisdiction require any Work (or part thereof) specifically to be inspected, tested, or approved by an employee or other representative of such public body, Contractor shall assume full responsibility for arranging and obtaining such inspections, tests, or approvals, pay all costs in connection therewith, and furnish Engineer the required certificates of inspection or approval.
- D. Contractor shall be responsible for arranging, obtaining, and paying for all inspections and tests required:
  1. by the Contract Documents, unless the Contract Documents expressly allocate responsibility for a specific inspection or test to Owner;
  2. to attain Owner's and Engineer's acceptance of materials or equipment to be incorporated in the Work;
  3. by manufacturers of equipment furnished under the Contract Documents;
  4. for testing, adjusting, and balancing of mechanical, electrical, and other equipment to be incorporated into the Work; and
  5. for acceptance of materials, mix designs, or equipment submitted for approval prior to Contractor's purchase thereof for incorporation in the Work.

Such inspections and tests will be performed by independent inspectors, testing laboratories, or other qualified individuals or entities acceptable to Owner and Engineer.

- E. If the Contract Documents require the Work (or part thereof) to be approved by Owner, Engineer, or another designated individual or entity, then Contractor shall assume full responsibility for arranging and obtaining such approvals.
- F. If any Work (or the work of others) that is to be inspected, tested, or approved is covered by Contractor without written concurrence of Engineer, Contractor shall, if requested by Engineer, uncover such Work for observation. Such uncovering will be at Contractor's expense unless Contractor had given Engineer timely notice of Contractor's intention to cover the same and Engineer had not acted with reasonable promptness in response to such notice.

#### 14.03 *Defective Work*

- A. *Contractor's Obligation:* It is Contractor's obligation to assure that the Work is not defective.
- B. *Engineer's Authority:* Engineer has the authority to determine whether Work is defective, and to reject defective Work.
- C. *Notice of Defects:* Prompt written notice of all defective Work of which Owner or Engineer has actual knowledge will be given to Contractor.
- D. *Correction, or Removal and Replacement:* Promptly after receipt of written notice of defective Work, Contractor shall correct all such defective Work, whether or not fabricated, installed, or completed, or, if Engineer has rejected the defective Work, remove it from the Project and replace it with Work that is not defective.
- E. *Preservation of Warranties:* When correcting defective Work, Contractor shall take no action that would void or otherwise impair Owner's special warranty and guarantee, if any, on said Work.
- F. *Costs and Damages:* In addition to its correction, removal, and replacement obligations with respect to defective Work, Contractor shall pay all claims, costs, losses, and damages arising out of or relating to defective Work, including but not limited to the cost of the inspection, testing, correction, removal, replacement, or reconstruction of such defective Work, fines levied against Owner by governmental authorities because the Work is defective, and the costs of repair or replacement of work of others resulting from defective Work. Prior to final payment, if Owner and Contractor are unable to agree as to the measure of such claims, costs, losses, and damages resulting from defective Work, then Owner may impose a reasonable set-off against payments due under Article 15.

#### 14.04 *Acceptance of Defective Work*

- A. If, instead of requiring correction or removal and replacement of defective Work, Owner prefers to accept it, Owner may do so (subject, if such acceptance occurs prior to final payment, to Engineer's confirmation that such acceptance is in general accord with the design intent and applicable engineering principles, and will not endanger public safety). Contractor shall pay all claims, costs, losses, and damages attributable to Owner's evaluation of and determination to accept such defective Work (such costs to be approved by Engineer as to reasonableness), and for the diminished value of the Work to the extent not otherwise paid by Contractor. If any such acceptance occurs prior to final payment, the necessary revisions in the Contract Documents with respect to the Work will be incorporated in a Change Order. If the parties are unable to agree as to the decrease in the Contract Price, reflecting the diminished value of Work so accepted, then Owner may impose a reasonable set-off against

payments due under Article 15. If the acceptance of defective Work occurs after final payment, Contractor shall pay an appropriate amount to Owner.

#### 14.05 *Uncovering Work*

- A. Engineer has the authority to require additional inspection or testing of the Work, whether or not the Work is fabricated, installed, or completed.
- B. If any Work is covered contrary to the written request of Engineer, then Contractor shall, if requested by Engineer, uncover such Work for Engineer's observation, and then replace the covering, all at Contractor's expense.
- C. If Engineer considers it necessary or advisable that covered Work be observed by Engineer or inspected or tested by others, then Contractor, at Engineer's request, shall uncover, expose, or otherwise make available for observation, inspection, or testing as Engineer may require, that portion of the Work in question, and provide all necessary labor, material, and equipment.
  - 1. If it is found that the uncovered Work is defective, Contractor shall be responsible for all claims, costs, losses, and damages arising out of or relating to such uncovering, exposure, observation, inspection, and testing, and of satisfactory replacement or reconstruction (including but not limited to all costs of repair or replacement of work of others); and pending Contractor's full discharge of this responsibility the Owner shall be entitled to impose a reasonable set-off against payments due under Article 15.
  - 2. If the uncovered Work is not found to be defective, Contractor shall be allowed an increase in the Contract Price or an extension of the Contract Times, directly attributable to such uncovering, exposure, observation, inspection, testing, replacement, and reconstruction. If the parties are unable to agree as to the amount or extent thereof, then Contractor may submit a Change Proposal within 30 days of the determination that the Work is not defective.

#### 14.06 *Owner May Stop the Work*

- A. If the Work is defective, or Contractor fails to supply sufficient skilled workers or suitable materials or equipment, or fails to perform the Work in such a way that the completed Work will conform to the Contract Documents, then Owner may order Contractor to stop the Work, or any portion thereof, until the cause for such order has been eliminated; however, this right of Owner to stop the Work will not give rise to any duty on the part of Owner to exercise this right for the benefit of Contractor, any Subcontractor, any Supplier, any other individual or entity, or any surety for, or employee or agent of any of them.

#### 14.07 *Owner May Correct Defective Work*

- A. If Contractor fails within a reasonable time after written notice from Engineer to correct defective Work, or to remove and replace defective Work as required by Engineer, then Owner may, after 7 days' written notice to Contractor, correct or remedy any such deficiency.
- B. In exercising the rights and remedies under this Paragraph 14.07, Owner shall proceed expeditiously. In connection with such corrective or remedial action, Owner may exclude Contractor from all or part of the Site, take possession of all or part of the Work and suspend Contractor's services related thereto, and incorporate in the Work all materials and equipment stored at the Site or for which Owner has paid Contractor but which are stored elsewhere. Contractor shall allow Owner, Owner's representatives, agents and employees,

Owner's other contractors, and Engineer and Engineer's consultants access to the Site to enable Owner to exercise the rights and remedies under this paragraph.

- C. All claims, costs, losses, and damages incurred or sustained by Owner in exercising the rights and remedies under this Paragraph 14.07 will be charged against Contractor as set-offs against payments due under Article 15. Such claims, costs, losses and damages will include but not be limited to all costs of repair, or replacement of work of others destroyed or damaged by correction, removal, or replacement of Contractor's defective Work.
- D. Contractor shall not be allowed an extension of the Contract Times because of any delay in the performance of the Work attributable to the exercise by Owner of Owner's rights and remedies under this Paragraph 14.07.

## ARTICLE 15—PAYMENTS TO CONTRACTOR; SET-OFFS; COMPLETION; CORRECTION PERIOD

### 15.01 *Progress Payments*

- A. *Basis for Progress Payments*: The Schedule of Values established as provided in Article 2 will serve as the basis for progress payments and will be incorporated into a form of Application for Payment acceptable to Engineer. Progress payments for Unit Price Work will be based on the number of units completed during the pay period, as determined under the provisions of Paragraph 13.03. Progress payments for cost-based Work will be based on Cost of the Work completed by Contractor during the pay period.
- B. *Applications for Payments*
  - 1. At least 20 days before the date established in the Agreement for each progress payment (but not more often than once a month), Contractor shall submit to Engineer for review an Application for Payment filled out and signed by Contractor covering the Work completed as of the date of the Application and accompanied by such supporting documentation as is required by the Contract Documents.
  - 2. If payment is requested on the basis of materials and equipment not incorporated in the Work but delivered and suitably stored at the Site or at another location agreed to in writing, the Application for Payment must also be accompanied by: (a) a bill of sale, invoice, copies of subcontract or purchase order payments, or other documentation establishing full payment by Contractor for the materials and equipment; (b) at Owner's request, documentation warranting that Owner has received the materials and equipment free and clear of all Liens; and (c) evidence that the materials and equipment are covered by appropriate property insurance, a warehouse bond, or other arrangements to protect Owner's interest therein, all of which must be satisfactory to Owner.
  - 3. Beginning with the second Application for Payment, each Application must include an affidavit of Contractor stating that all previous progress payments received by Contractor have been applied to discharge Contractor's legitimate obligations associated with prior Applications for Payment.
  - 4. The amount of retainage with respect to progress payments will be as stipulated in the Agreement.

C. *Review of Applications*

1. Engineer will, within 10 days after receipt of each Application for Payment, including each resubmittal, either indicate in writing a recommendation of payment and present the Application to Owner, or return the Application to Contractor indicating in writing Engineer's reasons for refusing to recommend payment. In the latter case, Contractor may make the necessary corrections and resubmit the Application.
2. Engineer's recommendation of any payment requested in an Application for Payment will constitute a representation by Engineer to Owner, based on Engineer's observations of the executed Work as an experienced and qualified design professional, and on Engineer's review of the Application for Payment and the accompanying data and schedules, that to the best of Engineer's knowledge, information and belief:
  - a. the Work has progressed to the point indicated;
  - b. the quality of the Work is generally in accordance with the Contract Documents (subject to an evaluation of the Work as a functioning whole prior to or upon Substantial Completion, the results of any subsequent tests called for in the Contract Documents, a final determination of quantities and classifications for Unit Price Work under Paragraph 13.03, and any other qualifications stated in the recommendation); and
  - c. the conditions precedent to Contractor's being entitled to such payment appear to have been fulfilled in so far as it is Engineer's responsibility to observe the Work.
3. By recommending any such payment Engineer will not thereby be deemed to have represented that:
  - a. inspections made to check the quality or the quantity of the Work as it has been performed have been exhaustive, extended to every aspect of the Work in progress, or involved detailed inspections of the Work beyond the responsibilities specifically assigned to Engineer in the Contract; or
  - b. there may not be other matters or issues between the parties that might entitle Contractor to be paid additionally by Owner or entitle Owner to withhold payment to Contractor.
4. Neither Engineer's review of Contractor's Work for the purposes of recommending payments nor Engineer's recommendation of any payment, including final payment, will impose responsibility on Engineer:
  - a. to supervise, direct, or control the Work;
  - b. for the means, methods, techniques, sequences, or procedures of construction, or the safety precautions and programs incident thereto;
  - c. for Contractor's failure to comply with Laws and Regulations applicable to Contractor's performance of the Work;
  - d. to make any examination to ascertain how or for what purposes Contractor has used the money paid by Owner; or
  - e. to determine that title to any of the Work, materials, or equipment has passed to Owner free and clear of any Liens.



5. Engineer may refuse to recommend the whole or any part of any payment if, in Engineer's opinion, it would be incorrect to make the representations to Owner stated in Paragraph 15.01.C.2.
6. Engineer will recommend reductions in payment (set-offs) necessary in Engineer's opinion to protect Owner from loss because:
  - a. the Work is defective, requiring correction or replacement;
  - b. the Contract Price has been reduced by Change Orders;
  - c. Owner has been required to correct defective Work in accordance with Paragraph 14.07, or has accepted defective Work pursuant to Paragraph 14.04;
  - d. Owner has been required to remove or remediate a Hazardous Environmental Condition for which Contractor is responsible; or
  - e. Engineer has actual knowledge of the occurrence of any of the events that would constitute a default by Contractor and therefore justify termination for cause under the Contract Documents.

*D. Payment Becomes Due*

1. Ten days after presentation of the Application for Payment to Owner with Engineer's recommendation, the amount recommended (subject to any Owner set-offs) will become due, and when due will be paid by Owner to Contractor.

*E. Reductions in Payment by Owner*

1. In addition to any reductions in payment (set-offs) recommended by Engineer, Owner is entitled to impose a set-off against payment based on any of the following:
  - a. Claims have been made against Owner based on Contractor's conduct in the performance or furnishing of the Work, or Owner has incurred costs, losses, or damages resulting from Contractor's conduct in the performance or furnishing of the Work, including but not limited to claims, costs, losses, or damages from workplace injuries, adjacent property damage, non-compliance with Laws and Regulations, and patent infringement;
  - b. Contractor has failed to take reasonable and customary measures to avoid damage, delay, disruption, and interference with other work at or adjacent to the Site;
  - c. Contractor has failed to provide and maintain required bonds or insurance;
  - d. Owner has been required to remove or remediate a Hazardous Environmental Condition for which Contractor is responsible;
  - e. Owner has incurred extra charges or engineering costs related to submittal reviews, evaluations of proposed substitutes, tests and inspections, or return visits to manufacturing or assembly facilities;
  - f. The Work is defective, requiring correction or replacement;
  - g. Owner has been required to correct defective Work in accordance with Paragraph 14.07, or has accepted defective Work pursuant to Paragraph 14.04;
  - h. The Contract Price has been reduced by Change Orders;

- i. An event has occurred that would constitute a default by Contractor and therefore justify a termination for cause;
  - j. Liquidated or other damages have accrued as a result of Contractor's failure to achieve Milestones, Substantial Completion, or final completion of the Work;
  - k. Liens have been filed in connection with the Work, except where Contractor has delivered a specific bond satisfactory to Owner to secure the satisfaction and discharge of such Liens; or
  - l. Other items entitle Owner to a set-off against the amount recommended.
2. If Owner imposes any set-off against payment, whether based on its own knowledge or on the written recommendations of Engineer, Owner will give Contractor immediate written notice (with a copy to Engineer) stating the reasons for such action and the specific amount of the reduction, and promptly pay Contractor any amount remaining after deduction of the amount so withheld. Owner shall promptly pay Contractor the amount so withheld, or any adjustment thereto agreed to by Owner and Contractor, if Contractor remedies the reasons for such action. The reduction imposed will be binding on Contractor unless it duly submits a Change Proposal contesting the reduction.
  3. Upon a subsequent determination that Owner's refusal of payment was not justified, the amount wrongfully withheld will be treated as an amount due as determined by Paragraph 15.01.D.1 and subject to interest as provided in the Agreement.

15.02 *Contractor's Warranty of Title*

- A. Contractor warrants and guarantees that title to all Work, materials, and equipment furnished under the Contract will pass to Owner free and clear of (1) all Liens and other title defects, and (2) all patent, licensing, copyright, or royalty obligations, no later than 7 days after the time of payment by Owner.

15.03 *Substantial Completion*

- A. When Contractor considers the entire Work ready for its intended use Contractor shall notify Owner and Engineer in writing that the entire Work is substantially complete and request that Engineer issue a certificate of Substantial Completion. Contractor shall at the same time submit to Owner and Engineer an initial draft of punch list items to be completed or corrected before final payment.
- B. Promptly after Contractor's notification, Owner, Contractor, and Engineer shall make an inspection of the Work to determine the status of completion. If Engineer does not consider the Work substantially complete, Engineer will notify Contractor in writing giving the reasons therefor.
- C. If Engineer considers the Work substantially complete, Engineer will deliver to Owner a preliminary certificate of Substantial Completion which will fix the date of Substantial Completion. Engineer shall attach to the certificate a punch list of items to be completed or corrected before final payment. Owner shall have 7 days after receipt of the preliminary certificate during which to make written objection to Engineer as to any provisions of the certificate or attached punch list. If, after considering the objections to the provisions of the preliminary certificate, Engineer concludes that the Work is not substantially complete, Engineer will, within 14 days after submission of the preliminary certificate to Owner, notify Contractor in writing that the Work is not substantially complete, stating the reasons therefor.

If Owner does not object to the provisions of the certificate, or if despite consideration of Owner's objections Engineer concludes that the Work is substantially complete, then Engineer will, within said 14 days, execute and deliver to Owner and Contractor a final certificate of Substantial Completion (with a revised punch list of items to be completed or corrected) reflecting such changes from the preliminary certificate as Engineer believes justified after consideration of any objections from Owner.

- D. At the time of receipt of the preliminary certificate of Substantial Completion, Owner and Contractor will confer regarding Owner's use or occupancy of the Work following Substantial Completion, review the builder's risk insurance policy with respect to the end of the builder's risk coverage, and confirm the transition to coverage of the Work under a permanent property insurance policy held by Owner. Unless Owner and Contractor agree otherwise in writing, Owner shall bear responsibility for security, operation, protection of the Work, property insurance, maintenance, heat, and utilities upon Owner's use or occupancy of the Work.
- E. After Substantial Completion the Contractor shall promptly begin work on the punch list of items to be completed or corrected prior to final payment. In appropriate cases Contractor may submit monthly Applications for Payment for completed punch list items, following the progress payment procedures set forth above.
- F. Owner shall have the right to exclude Contractor from the Site after the date of Substantial Completion subject to allowing Contractor reasonable access to remove its property and complete or correct items on the punch list.

#### 15.04 *Partial Use or Occupancy*

- A. Prior to Substantial Completion of all the Work, Owner may use or occupy any substantially completed part of the Work which has specifically been identified in the Contract Documents, or which Owner, Engineer, and Contractor agree constitutes a separately functioning and usable part of the Work that can be used by Owner for its intended purpose without significant interference with Contractor's performance of the remainder of the Work, subject to the following conditions:
  - 1. At any time, Owner may request in writing that Contractor permit Owner to use or occupy any such part of the Work that Owner believes to be substantially complete. If and when Contractor agrees that such part of the Work is substantially complete, Contractor, Owner, and Engineer will follow the procedures of Paragraph 15.03.A through 15.03.E for that part of the Work.
  - 2. At any time, Contractor may notify Owner and Engineer in writing that Contractor considers any such part of the Work substantially complete and request Engineer to issue a certificate of Substantial Completion for that part of the Work.
  - 3. Within a reasonable time after either such request, Owner, Contractor, and Engineer shall make an inspection of that part of the Work to determine its status of completion. If Engineer does not consider that part of the Work to be substantially complete, Engineer will notify Owner and Contractor in writing giving the reasons therefor. If Engineer considers that part of the Work to be substantially complete, the provisions of Paragraph 15.03 will apply with respect to certification of Substantial Completion of that part of the Work and the division of responsibility in respect thereof and access thereto.

4. No use or occupancy or separate operation of part of the Work may occur prior to compliance with the requirements of Paragraph 6.04 regarding builder's risk or other property insurance.

15.05 *Final Inspection*

- A. Upon written notice from Contractor that the entire Work or an agreed portion thereof is complete, Engineer will promptly make a final inspection with Owner and Contractor and will notify Contractor in writing of all particulars in which this inspection reveals that the Work, or agreed portion thereof, is incomplete or defective. Contractor shall immediately take such measures as are necessary to complete such Work or remedy such deficiencies.

15.06 *Final Payment*

A. *Application for Payment*

1. After Contractor has, in the opinion of Engineer, satisfactorily completed all corrections identified during the final inspection and has delivered, in accordance with the Contract Documents, all maintenance and operating instructions, schedules, guarantees, bonds, certificates or other evidence of insurance, certificates of inspection, annotated record documents (as provided in Paragraph 7.12), and other documents, Contractor may make application for final payment.
2. The final Application for Payment must be accompanied (except as previously delivered) by:
  - a. all documentation called for in the Contract Documents;
  - b. consent of the surety, if any, to final payment;
  - c. satisfactory evidence that all title issues have been resolved such that title to all Work, materials, and equipment has passed to Owner free and clear of any Liens or other title defects, or will so pass upon final payment.
  - d. a list of all duly pending Change Proposals and Claims; and
  - e. complete and legally effective releases or waivers (satisfactory to Owner) of all Lien rights arising out of the Work, and of Liens filed in connection with the Work.
3. In lieu of the releases or waivers of Liens specified in Paragraph 15.06.A.2 and as approved by Owner, Contractor may furnish receipts or releases in full and an affidavit of Contractor that: (a) the releases and receipts include all labor, services, material, and equipment for which a Lien could be filed; and (b) all payrolls, material and equipment bills, and other indebtedness connected with the Work for which Owner might in any way be responsible, or which might in any way result in liens or other burdens on Owner's property, have been paid or otherwise satisfied. If any Subcontractor or Supplier fails to furnish such a release or receipt in full, Contractor may furnish a bond or other collateral satisfactory to Owner to indemnify Owner against any Lien, or Owner at its option may issue joint checks payable to Contractor and specified Subcontractors and Suppliers.

- B. *Engineer's Review of Final Application and Recommendation of Payment:* If, on the basis of Engineer's observation of the Work during construction and final inspection, and Engineer's review of the final Application for Payment and accompanying documentation as required by the Contract Documents, Engineer is satisfied that the Work has been completed and Contractor's other obligations under the Contract have been fulfilled, Engineer will, within 10

days after receipt of the final Application for Payment, indicate in writing Engineer's recommendation of final payment and present the final Application for Payment to Owner for payment. Such recommendation will account for any set-offs against payment that are necessary in Engineer's opinion to protect Owner from loss for the reasons stated above with respect to progress payments. Otherwise, Engineer will return the Application for Payment to Contractor, indicating in writing the reasons for refusing to recommend final payment, in which case Contractor shall make the necessary corrections and resubmit the Application for Payment.

- C. *Notice of Acceptability:* In support of its recommendation of payment of the final Application for Payment, Engineer will also give written notice to Owner and Contractor that the Work is acceptable, subject to stated limitations in the notice and to the provisions of Paragraph 15.07.
- D. *Completion of Work:* The Work is complete (subject to surviving obligations) when it is ready for final payment as established by the Engineer's written recommendation of final payment and issuance of notice of the acceptability of the Work.
- E. *Final Payment Becomes Due:* Upon receipt from Engineer of the final Application for Payment and accompanying documentation, Owner shall set off against the amount recommended by Engineer for final payment any further sum to which Owner is entitled, including but not limited to set-offs for liquidated damages and set-offs allowed under the provisions of this Contract with respect to progress payments. Owner shall pay the resulting balance due to Contractor within 30 days of Owner's receipt of the final Application for Payment from Engineer.

#### 15.07 *Waiver of Claims*

- A. By making final payment, Owner waives its claim or right to liquidated damages or other damages for late completion by Contractor, except as set forth in an outstanding Claim, appeal under the provisions of Article 17, set-off, or express reservation of rights by Owner. Owner reserves all other claims or rights after final payment.
- B. The acceptance of final payment by Contractor will constitute a waiver by Contractor of all claims and rights against Owner other than those pending matters that have been duly submitted as a Claim, or appealed under the provisions of Article 17.

#### 15.08 *Correction Period*

- A. If within one year after the date of Substantial Completion (or such longer period of time as may be prescribed by the Supplementary Conditions or the terms of any applicable special guarantee required by the Contract Documents), Owner gives Contractor written notice that any Work has been found to be defective, or that Contractor's repair of any damages to the Site or adjacent areas has been found to be defective, then after receipt of such notice of defect Contractor shall promptly, without cost to Owner and in accordance with Owner's written instructions:
  - 1. correct the defective repairs to the Site or such adjacent areas;
  - 2. correct such defective Work;
  - 3. remove the defective Work from the Project and replace it with Work that is not defective, if the defective Work has been rejected by Owner, and

4. satisfactorily correct or repair or remove and replace any damage to other Work, to the work of others, or to other land or areas resulting from the corrective measures.
- B. Owner shall give any such notice of defect within 60 days of the discovery that such Work or repairs is defective. If such notice is given within such 60 days but after the end of the correction period, the notice will be deemed a notice of defective Work under Paragraph 7.17.B.
  - C. If, after receipt of a notice of defect within 60 days and within the correction period, Contractor does not promptly comply with the terms of Owner's written instructions, or in an emergency where delay would cause serious risk of loss or damage, Owner may have the defective Work corrected or repaired or may have the rejected Work removed and replaced. Contractor shall pay all costs, losses, and damages (including but not limited to all fees and charges of engineers, architects, attorneys, and other professionals and all court or arbitration or other dispute resolution costs) arising out of or relating to such correction or repair or such removal and replacement (including but not limited to all costs of repair or replacement of work of others). Contractor's failure to pay such costs, losses, and damages within 10 days of invoice from Owner will be deemed the start of an event giving rise to a Claim under Paragraph 12.01.B, such that any related Claim must be brought within 30 days of the failure to pay.
  - D. In special circumstances where a particular item of equipment is placed in continuous service before Substantial Completion of all the Work, the correction period for that item may start to run from an earlier date if so provided in the Specifications.
  - E. Where defective Work (and damage to other Work resulting therefrom) has been corrected or removed and replaced under this paragraph, the correction period hereunder with respect to such Work will be extended for an additional period of one year after such correction or removal and replacement has been satisfactorily completed.
  - F. Contractor's obligations under this paragraph are in addition to all other obligations and warranties. The provisions of this paragraph are not to be construed as a substitute for, or a waiver of, the provisions of any applicable statute of limitation or repose.

## ARTICLE 16—SUSPENSION OF WORK AND TERMINATION

### 16.01 *Owner May Suspend Work*

- A. At any time and without cause, Owner may suspend the Work or any portion thereof for a period of not more than 90 consecutive days by written notice to Contractor and Engineer. Such notice will fix the date on which Work will be resumed. Contractor shall resume the Work on the date so fixed. Contractor shall be entitled to an adjustment in the Contract Price or an extension of the Contract Times directly attributable to any such suspension. Any Change Proposal seeking such adjustments must be submitted no later than 30 days after the date fixed for resumption of Work.

16.02 *Owner May Terminate for Cause*

- A. The occurrence of any one or more of the following events will constitute a default by Contractor and justify termination for cause:
  - 1. Contractor's persistent failure to perform the Work in accordance with the Contract Documents (including, but not limited to, failure to supply sufficient skilled workers or suitable materials or equipment, or failure to adhere to the Progress Schedule);
  - 2. Failure of Contractor to perform or otherwise to comply with a material term of the Contract Documents;
  - 3. Contractor's disregard of Laws or Regulations of any public body having jurisdiction; or
  - 4. Contractor's repeated disregard of the authority of Owner or Engineer.
- B. If one or more of the events identified in Paragraph 16.02.A occurs, then after giving Contractor (and any surety) 10 days' written notice that Owner is considering a declaration that Contractor is in default and termination of the Contract, Owner may proceed to:
  - 1. declare Contractor to be in default, and give Contractor (and any surety) written notice that the Contract is terminated; and
  - 2. enforce the rights available to Owner under any applicable performance bond.
- C. Subject to the terms and operation of any applicable performance bond, if Owner has terminated the Contract for cause, Owner may exclude Contractor from the Site, take possession of the Work, incorporate in the Work all materials and equipment stored at the Site or for which Owner has paid Contractor but which are stored elsewhere, and complete the Work as Owner may deem expedient.
- D. Owner may not proceed with termination of the Contract under Paragraph 16.02.B if Contractor within 7 days of receipt of notice of intent to terminate begins to correct its failure to perform and proceeds diligently to cure such failure.
- E. If Owner proceeds as provided in Paragraph 16.02.B, Contractor shall not be entitled to receive any further payment until the Work is completed. If the unpaid balance of the Contract Price exceeds the cost to complete the Work, including all related claims, costs, losses, and damages (including but not limited to all fees and charges of engineers, architects, attorneys, and other professionals) sustained by Owner, such excess will be paid to Contractor. If the cost to complete the Work including such related claims, costs, losses, and damages exceeds such unpaid balance, Contractor shall pay the difference to Owner. Such claims, costs, losses, and damages incurred by Owner will be reviewed by Engineer as to their reasonableness and, when so approved by Engineer, incorporated in a Change Order. When exercising any rights or remedies under this paragraph, Owner shall not be required to obtain the lowest price for the Work performed.
- F. Where Contractor's services have been so terminated by Owner, the termination will not affect any rights or remedies of Owner against Contractor then existing or which may thereafter accrue, or any rights or remedies of Owner against Contractor or any surety under any payment bond or performance bond. Any retention or payment of money due Contractor by Owner will not release Contractor from liability.

- G. If and to the extent that Contractor has provided a performance bond under the provisions of Paragraph 6.01.A, the provisions of that bond will govern over any inconsistent provisions of Paragraphs 16.02.B and 16.02.D.

16.03 *Owner May Terminate for Convenience*

- A. Upon 7 days' written notice to Contractor and Engineer, Owner may, without cause and without prejudice to any other right or remedy of Owner, terminate the Contract. In such case, Contractor shall be paid for (without duplication of any items):
  - 1. completed and acceptable Work executed in accordance with the Contract Documents prior to the effective date of termination, including fair and reasonable sums for overhead and profit on such Work;
  - 2. expenses sustained prior to the effective date of termination in performing services and furnishing labor, materials, or equipment as required by the Contract Documents in connection with uncompleted Work, plus fair and reasonable sums for overhead and profit on such expenses; and
  - 3. other reasonable expenses directly attributable to termination, including costs incurred to prepare a termination for convenience cost proposal.
- B. Contractor shall not be paid for any loss of anticipated profits or revenue, post-termination overhead costs, or other economic loss arising out of or resulting from such termination.

16.04 *Contractor May Stop Work or Terminate*

- A. If, through no act or fault of Contractor, (1) the Work is suspended for more than 90 consecutive days by Owner or under an order of court or other public authority, or (2) Engineer fails to act on any Application for Payment within 30 days after it is submitted, or (3) Owner fails for 30 days to pay Contractor any sum finally determined to be due, then Contractor may, upon 7 days' written notice to Owner and Engineer, and provided Owner or Engineer do not remedy such suspension or failure within that time, terminate the contract and recover from Owner payment on the same terms as provided in Paragraph 16.03.
- B. In lieu of terminating the Contract and without prejudice to any other right or remedy, if Engineer has failed to act on an Application for Payment within 30 days after it is submitted, or Owner has failed for 30 days to pay Contractor any sum finally determined to be due, Contractor may, 7 days after written notice to Owner and Engineer, stop the Work until payment is made of all such amounts due Contractor, including interest thereon. The provisions of this paragraph are not intended to preclude Contractor from submitting a Change Proposal for an adjustment in Contract Price or Contract Times or otherwise for expenses or damage directly attributable to Contractor's stopping the Work as permitted by this paragraph.

## ARTICLE 17—FINAL RESOLUTION OF DISPUTES

17.01 *Methods and Procedures*

- A. *Disputes Subject to Final Resolution:* The following disputed matters are subject to final resolution under the provisions of this article:
  - 1. A timely appeal of an approval in part and denial in part of a Claim, or of a denial in full, pursuant to Article 12; and



2. Disputes between Owner and Contractor concerning the Work, or obligations under the Contract Documents, that arise after final payment has been made.
- B. *Final Resolution of Disputes:* For any dispute subject to resolution under this article, Owner or Contractor may:
1. elect in writing to invoke the dispute resolution process provided for in the Supplementary Conditions;
  2. agree with the other party to submit the dispute to another dispute resolution process; or
  3. If no dispute resolution process is provided for in the Supplementary Conditions or mutually agreed to, give written notice to the other party of the intent to submit the dispute to a court of competent jurisdiction.

See SC-17.02

## ARTICLE 18—MISCELLANEOUS

### 18.01 *Giving Notice*

- A. Whenever any provision of the Contract requires the giving of written notice to Owner, Engineer, or Contractor, it will be deemed to have been validly given only if delivered:
1. in person, by a commercial courier service or otherwise, to the recipient's place of business;
  2. by registered or certified mail, postage prepaid, to the recipient's place of business; or
  3. by e-mail to the recipient, with the words "Formal Notice" or similar in the e-mail's subject line.

### 18.02 *Computation of Times*

- A. When any period of time is referred to in the Contract by days, it will be computed to exclude the first and include the last day of such period. If the last day of any such period falls on a Saturday or Sunday or on a day made a legal holiday by the law of the applicable jurisdiction, such day will be omitted from the computation.

### 18.03 *Cumulative Remedies*

- A. The duties and obligations imposed by these General Conditions and the rights and remedies available hereunder to the parties hereto are in addition to, and are not to be construed in any way as a limitation of, any rights and remedies available to any or all of them which are otherwise imposed or available by Laws or Regulations, by special warranty or guarantee, or by other provisions of the Contract. The provisions of this paragraph will be as effective as if repeated specifically in the Contract Documents in connection with each particular duty, obligation, right, and remedy to which they apply.

### 18.04 *Limitation of Damages*

- A. With respect to any and all Change Proposals, Claims, disputes subject to final resolution, and other matters at issue, neither Owner nor Engineer, nor any of their officers, directors, members, partners, employees, agents, consultants, or subcontractors, shall be liable to

Contractor for any claims, costs, losses, or damages sustained by Contractor on or in connection with any other project or anticipated project.

18.05 *No Waiver*

- A. A party's non-enforcement of any provision will not constitute a waiver of that provision, nor will it affect the enforceability of that provision or of the remainder of this Contract.

18.06 *Survival of Obligations*

- A. All representations, indemnifications, warranties, and guarantees made in, required by, or given in accordance with the Contract, as well as all continuing obligations indicated in the Contract, will survive final payment, completion, and acceptance of the Work or termination of the Contract or of the services of Contractor.

18.07 *Controlling Law*

- A. This Contract is to be governed by the law of the state in which the Project is located.

18.08 *Assignment of Contract*

- A. Unless expressly agreed to elsewhere in the Contract, no assignment by a party to this Contract of any rights under or interests in the Contract will be binding on the other party without the written consent of the party sought to be bound; and, specifically but without limitation, money that may become due and money that is due may not be assigned without such consent (except to the extent that the effect of this restriction may be limited by law), and unless specifically stated to the contrary in any written consent to an assignment, no assignment will release or discharge the assignor from any duty or responsibility under the Contract.

18.09 *Successors and Assigns*

- A. Owner and Contractor each binds itself, its successors, assigns, and legal representatives to the other party hereto, its successors, assigns, and legal representatives in respect to all covenants, agreements, and obligations contained in the Contract Documents.

18.10 *Headings*

- A. Article and paragraph headings are inserted for convenience only and do not constitute parts of these General Conditions.

**END OF GENERAL CONDITIONS**

## SECTION 10 - SUPPLEMENTARY CONDITIONS

These Supplementary Conditions amend or supplement EJCDC® C-700, Standard General Conditions of the Construction Contract (2018). The General Conditions remain in full force and effect except as amended.

The terms used in these Supplementary Conditions have the meanings stated in the General Conditions. Additional terms used in these Supplementary Conditions have the meanings stated below, which are applicable to both the singular and plural thereof.

The address system used in these Supplementary Conditions is the same as the address system used in the General Conditions, with the prefix "SC" added—for example, "Paragraph SC-4.05."

### Article 1—DEFINITIONS AND TERMINOLOGY

SC-1.01. Renumber Paragraph 1.01.A.38 to 1.01.A.38.a, and add the following new paragraph:

- A. 1.01.A.38.b. Specialist—The term Specialist refers to a person, partnership, firm, or corporation of established reputation (or if newly organized, whose personnel have previously established a reputation in the same field), which is regularly engaged in, and which maintains a regular force of workers skilled in either (as applicable) manufacturing or fabricating items required by the Contract Documents, or otherwise performing Work required by the Contract Documents. Where the Specifications require the installation by a Specialist, that term shall also be deemed to mean either the manufacturer of the item, a person, partnership, firm, or corporation licensed by the manufacturer, or a person, partnership, firm, or corporation who will perform the Work under the manufacturer's direct supervision.

### Article 2—PRELIMINARY MATTERS

#### 2.01 *Delivery of Bonds and Evidence of Insurance*

SC-2.01 Delete Paragraphs 2.01.B. and C. in their entirety and insert the following in their place:

- B. *Evidence of Contractor's Insurance:* When Contractor delivers the signed counterparts of the Agreement to Owner, Contractor shall also deliver to Owner copies of the policies (including all endorsements, and identification of applicable self-insured retentions and deductibles) of insurance required to be provided by Contractor in this Contract. Contractor may block out (redact) any confidential premium or pricing information contained in any policy or endorsement furnished under this provision.

#### 2.02 *Copies of Documents*

SC-2.02 Amend Paragraph 2.02.A. to read as follows:

Owner shall furnish to Contractor hard copies of the Contract Documents as are reasonably necessary, with a maximum of five (5) sets, for execution of the work. Additional copies will be furnished, upon request, at the cost of production.

Article 3—**CONTRACT DOCUMENTS: INTENT, REQUIREMENTS, REUSE**

3.01 *Intent*

SC-3.01 Delete Paragraph 3.01.C in its entirety.

Article 4—**COMMENCEMENT AND PROGRESS OF THE WORK**

4.01 *Commencement of Contract Times; Notice to Proceed*

SC-4.01. Delete the third sentence of Paragraph 4.01.A in its entirety.

4.03 *Reference Points*

SC-4.03. Delete the first sentence of Paragraph 4.03.A in its entirety.

4.04 *Progress Schedule*

SC-4.04. Add the following new paragraphs to the end of Paragraph 4.04.B:

4.04.C. The Contractor shall submit a construction schedule within ten (10) days of Notice of Award. Thereafter, the Contractor shall submit an updated construction schedule every month.

4.04.D. Contractor shall comply with the requirements of Washoe County Development Code Division 4, Article 414, "Noise and Lighting Standards" in the performance of the Work. However, NO equipment operation, including "warm up," shall occur prior to 8:00 a.m. nor after 7:00 p.m., excluding Saturdays, Sundays, and holidays recognized by Owner. The Engineer shall have final say as to the adequacy of the equipment for other than day use, and no additional payment shall be made to Contractor for the rental of equipment to meet these limitations.

Article 5—**SITE, SUBSURFACE AND PHYSICAL CONDITIONS, HAZARDOUS ENVIRONMENTAL CONDITIONS**

5.02 *Use of Site and Other Areas*

SC-5.02. Add the following language to the end of Paragraph 5.02.A.1:

Contractor shall not enter upon nor use property not under Owner control until appropriate easements have been executed and a copy is on file at the Site.

5.03 *Subsurface and Physical Conditions*

SC-5.03. Delete Paragraph 5.03.C in its entirety and insert the following in its place:

5.03.C Those reports known to Owner of explorations and tests of subsurface conditions at or adjacent to the Site is as follows:

5.03.C.1. No subsurface explorations and/or tests have been performed. The Contractor shall have full responsibility with respect to subsurface conditions at the sites.

SC-5.03 Add the following new paragraphs immediately after Paragraph 5.03.D:

5.03.E. Contractor may examine copies of reports and drawings identified immediately above that were not included with the Bidding Documents at 1220 Sweetwater Road, Incline Village, NV during regular business hours, or may request copies from Engineer at the cost of reproduction.

5.03.F. The Contractor shall verify the locations and dimensions of all existing equipment and structures, whether shown on the plans or not, and shall have full responsibility with respect to physical conditions in or relating to such structures and equipment.

5.03.G. Contractor is advised that the Lake Tahoe basin is known for large rocks and boulders buried under the surface, and it is common to find boulders within the work area.

5.04 *Differing Subsurface or Physical Conditions*

SC-5.04 Delete Paragraph 5.04.A in its entirety and insert the following in its place:

5.04.A. Notice by Contractor: If Contractor believes that any subsurface condition that is uncovered or revealed at the Site differs materially from conditions ordinarily encountered in the Tahoe Basin and generally recognized as inherent in work of the character provided for in the Contract Documents; then Contractor shall, promptly after becoming aware thereof and before further disturbing the subsurface conditions or performing any Work in connection therewith (except in an emergency as required by Paragraph 7.15), notify Owner and Engineer in writing about such condition. Contractor shall not further disturb such condition or perform any Work in connection therewith (except with respect to an emergency) until receipt of a written statement permitting Contractor to do so. Owner shall issue a written statement to Contractor regarding the subsurface or physical condition in question, addressing the resumption or continuation of Work in connection with such condition, indicating whether any change in the Drawings or Specifications will be made. Contractor shall not be entitled to any adjustment in the Contract Price or Contract Times with respect to a subsurface or physical condition if:

5.04.A.2.a. Contractor knew of the existence of such condition at the time Contractor made a commitment to Owner with respect to Contract Price and Contract Times by becoming bound under a negotiated contract, or otherwise; or

5.04.A.2.b. The existence of such condition reasonably could have been discovered or revealed as a result of any examination, investigation, exploration, test, or study of the Site and contiguous areas expressly required by the Contract Documents to be conducted by or for Contractor prior to Contractor's making such commitment; or

5.04.A.2.c. Contractor failed to give the written notice as required by SC-5.04.A.

5.06 *Hazardous Environmental Conditions*

SC-5.06. Delete Paragraphs 5.06.A and Paragraph 5.06.B in their entirety and insert the following in their place:

5.06.A. No reports or drawings related to Hazardous Environmental Conditions are known to Owner.

Article 6—**BONDS AND INSURANCE**

6.02 *Insurance—General Provisions*

SC-6.02. Add the following new paragraph immediately after Paragraph 6.02.A:

6.02.A.1. Surety and insurance companies from which the bonds and insurance for this Project are purchased shall have an A.M. Best's rating of no less "A (FSC-VII)."

SC-6.02. Add the following new paragraph immediately after Paragraph 6.02.J:

6.02.K. Contractor shall furnish properly executed certificates of insurance to Owner prior to commencement of Work under this agreement. Such certificates shall: clearly evidence all coverage required herein, including specific evidence of an endorsement naming Owner and Engineer as an additional insured, as well as all exclusions to the policies; indicate whether coverage provided is on a claims-made or occurrence basis; provide that such insurance shall not be materially changed, terminated or allowed to expire except on 30 days prior written notice to Owner; and be forwarded to: IVGID Engineering Division, 1220 Sweetwater Road, Incline Village, NV 89451. Any failure to comply with reporting provisions of the policies shall not affect coverage provided to the District, its officers, employees or volunteers.

### 6.03 *Contractor's Insurance*

SC-6.03. Add the following new paragraphs immediately following Paragraph 6.03.A:

6.03.A.1. Workman's Compensation: It is understood and agreed that there shall be no Industrial Insurance coverage provided for the Contractor or any Subcontractor by the District; and in view of NRS 616.280 and 617.210 requiring that Contractor comply with the provisions of Chapters 616 and 617 of NRS, Contractor shall, before commencing work under the provisions of this Agreement, furnish to the District a Certificate of Insurance from an admitted insurance company in the State of Nevada.

6.03.A.2. General Liability: Contractor shall purchase General Liability including appropriate Auto Liability with a \$2,000,000 combined single limit per occurrence, for bodily injury, personal injury and property damage.

6.03.A.3. Commercial Insurance: Contractor shall procure and maintain for the duration of the Contract, insurance against claims for injuries to persons or damages to property, which may arise from or in connection with the performance of the work hereunder by the Contractor, his/her agents, representatives, employees, or subcontractors. Contractor shall purchase General Liability, Auto Liability, Workers' Compensation, and Professional Liability Insurance (if applicable) coverage as required. Contractor shall have a Certificate of Insurance issued to the Incline Village General Improvement District naming it as additional insured, indicating coverage types amounts and duration of the policy. All certificates shall provide for a minimum written notice of thirty (30) days to be provided to District in the event of material change, termination or non-renewal by either Contractor or carrier.

SC-6.03. Add the following new paragraph immediately following Paragraph 6.03.C:

6.03.D. Deductible and/or Self-Insured Retention (SIR)

1. Any deductible and/or SIR must be declared to and approved by the Owner. The District reserves the right to request additional documentation (financial or otherwise) prior to giving its approval of the deductible and/or SIR and prior to executing the underlying Agreement. Any changes to the deductible and/or SIR made during the term of this Agreement or during the term of any policy, just be approved by the Owner prior to the change taking effective.

6.04 *Builder's Risk and Other Property Insurance*

SC-6.04 Delete Paragraph 6.04.A and insert the following in its place:

- A. Owner shall purchase and maintain builder's risk insurance upon the Work on a completed value basis, in the amount of the Work's full insurable replacement cost (subject to such deductible amounts as may be provided in the Supplementary Conditions or required by Laws and Regulations). The specific requirements applicable to the builder's risk insurance are set forth in the Supplementary Conditions.

Article 7—**CONTRACTOR'S RESPONSIBILITIES**

7.04 *Services, Materials, and Equipment*

SC-7.04. Add the following new paragraph to the end of Paragraph 7.04.C:

7.03.D. Any materials or work not meeting Contract requirements shall be resubmitted to the Engineer or reconstructed at the Contractor's expense. Contractor is to be aware of District's Ordinance 1, the Solid Waste Ordinance, and pay specific attention to Section 4.5, Dumpster Use, Location and Enclosure. Any construction dumpster on the job site that is not properly enclosed shall be a fully locking roll-top, and is to remain locked and secured at all times.

7.07 *Services, Materials, and Equipment*

SC-7.07. Add the following language at the end of Paragraph 7.07.A:

Contractor shall perform a minimum of 50 percent of the onsite labor with its own employees.

7.09 *Permits*

SC-7.09. Add the following new paragraph to the end of Paragraph 7.09.A:

7.09.B. All permits, licenses, and inspection fees necessary for prosecution and completion of the work shall be secured and paid for by the Contractor, unless otherwise specified:

1. The CONTRACTOR shall conduct all Work in accordance with the Tahoe Regional Planning Agency (TRPA) Code of Ordinances, whether shown on the plans or not. If the CONTRACTOR fails to follow any requirements which result in a penalty by TRPA to the OWNER, the CONTRACTOR shall be responsible for any costs associated with the penalty.
2. Contractor shall be responsible for dust control throughout all phases of construction. All local ordinances regarding dust control shall be complied with, including the Washoe County Health Department requirements. The responsibility of obtaining the regulations and requirements, including obtaining a Dust Control Permit, if required, and full compliance with such ordinances is solely that of the Contractor.

7.11 *Laws and Regulations*

SC-7.11. Add the following new paragraph(s) immediately after Paragraph 7.11.C:

7.11.D. While not intended to be inclusive of all Laws or Regulations for which Contractor may be responsible under Paragraph 7.11, the following Laws or Regulations are included as mandated by statute or for the convenience of Contractor:

7.11.D.1. Prevailing Wage Rates:

7.11.D.1.a. Pursuant to NRS 338.020, hourly and daily rate of wages must not be less than prevailing wage in Washoe County. The most current schedule of prevailing wage rates as of contract award date, as determined by the Labor Commission of the State of Nevada, is included herein and shall be posted onsite.

7.11.D.2. Fair Employment Practices:

7.11.D.2.a. Pursuant to NRS 338.125, in connection with performance of Work under these Contract Documents, Contractor agrees not to discriminate against any employee or applicant for employment because of race, creed, color, national origin, sex, sexual orientation, or age. Such agreement shall include, but not be limited to, the following: Employment, upgrading, demotion or transfer, recruitment or recruitment advertising, layoff or termination, rates of pay or other forms of compensation, and selection for training, including apprenticeship.

7.11.D.2.b. Contractor further agrees to insert this provision in all subcontracts thereunder except subcontracts for standard commercial supplies or raw materials.

7.11.D.2.c. Any violation of such provision by a Contractor shall constitute a material breach of Contract.

7.11.D.3. Preferential Employment:

7.11.D.3.a. Pursuant to NRS 338.130, Contractor shall give preference in hiring, the qualifications of the applicants being equal: (a) First: To honorably discharged soldiers, sailors, and marines of the United States who are citizens of the State of Nevada; and (b) Second: To other citizens of the State of Nevada.

7.11.D.3.b. If the provisions of NRS 338.130 are not complied with by Contractor, Contract shall be void, and any failure or refusal to comply with any of the provisions of this section shall render any such Contract void.

7.11.D.4, SB 207, Apprenticeship Utilization Act

Contractor shall comply with Chapter 527, Statutes of Nevada 2019, enacted by the Nevada Legislature by passage of Senate Bill 207, which requires contractor and subcontractors to comply with certain requirements relating to the use of apprentices on public works projects. The Prime Contractor will be liable for any subcontractor non-compliance.

7.11.E. The Contractor shall submit all certified payroll payrolls electronically via the internet into the Owner's contracted tracking system LCPtracker. This requirement will apply to every lower-tier subcontractor and vendor required to provide certified payroll reports by NRS 338.010 to 338.090 inclusive. Upon issuance of the Notice to Proceed, the Owner will provide the Contractor with the website addresses and a Login Identification with a password to access the payroll system. The Contractor is responsible for the set-up of access to the payroll system to their subcontractors. Training to utilize the system is available on the LCPtracker website.

7.13 *Safety and Protection*

SC-7.13. Add the following new paragraph immediately after 7.13.G:

7.13.G.1. The following Owner safety program(s) are applicable to the Work:



1. The Contractor shall be responsible for initiating, maintaining, and supervising all safety precautions and programs in connection with the Work to be performed under this Agreement. The Contractor shall take all necessary precautions for the safety of, and shall provide all necessary protection to prevent damage, injury, or loss to:
  - a. All employees and all other persons who may be affected by the operations of this Agreement.
  - b. All materials and equipment whether in storage on or off the construction site.
  - c. Other property at the construction site or adjacent to the construction site, including but not limited to trees, shrubs, lawns, walks, pavements, roadways, structures, and utilities not designated for removal, relocation, or replacement in the course of construction.
2. The Contractor shall comply with all applicable laws, ordinances, rules, regulations, and others of any public authority having jurisdiction for the safety of persons or property or to protect them from damage, injury or loss. The Contractor shall erect and maintain, as required by existing conditions and progress on the project, all necessary safeguards for safety and protection, including posting danger signs and other warnings against hazards, promulgating safety regulations, and notifying owners and users of adjacent utilities. Contractor shall comply with OSHA's Hazard Communication Standards.
3. The Contractor shall designate a responsible member of his/her organization at the construction site whose duty shall be the prevention of accidents. This person shall be the Contractor's superintendent unless otherwise designated in writing by the Contractor to the Owner.

#### 7.18 *Indemnification*

SC-7.18. Add the following new paragraph immediately after Paragraph 7.18.B:

7.18.C. The Contractor agrees to hold harmless, indemnify and defend Owner, his employees, agents, consultants, or representatives from any loss or liability, financial or otherwise resulting from any claim, demand, suit, action or cause of action based on bodily injury, including death, or property damage, including damage to Contractor's property caused by any action, either direct or passive, the omission, failure to act, or negligence on the part of the Contractor, his employees, agents, representatives or subcontractors arising out of the performance of work under these Contract Documents by the Contractor, or by others under the direction or supervision of the Contractor.

In determining the nature of the claim against Owner, the incident underlying the claim shall determine the nature of the claim, notwithstanding the form of the allegations against Owner.

In the event of a claim or lawsuit against Owner, Contractor shall reimburse Owner for cost of Owner's personnel in defending such actions. Reimbursement for the time spent by such personnel shall be the rate charged for such services by the private sector.

## Article 8—OTHER WORK AT THE SITE

No suggested Supplementary Conditions in this Article.

## Article 9—OWNER'S RESPONSIBILITIES

### 9.12 *Owner's Site Representative*

SC-9.12 Add the following new paragraphs immediately after Paragraph 9.12 of the General Conditions:

### 9.13 *Owner as Resident Project Representative*

9.13.A. Owner may furnish Project representation during the construction period. The duties, responsibilities, and limitations of authority specified for Engineer in Article 10, Engineer's Status During Construction, and elsewhere in the Contract Documents will be those of Owner.

9.13.B. In addition to the Resident Project Representative which may be furnished by Engineer, Owner may furnish an Owner's Site representative to assist Engineer. The responsibilities, authorities, and limitations of authority of Owner's Site representative will be as specified for Engineer's Resident Project Representative.

## Article 10—ENGINEER'S STATUS DURING CONSTRUCTION

### 10.05 Determinations for Unit Price Work

SC-10.05. Delete Paragraph 10.05 in its entirety and replace it with the following paragraph:

10.05. The Engineer will have the authority to determine the actual quantities and classifications of the items of Unit Price Work performed by the Contractor, and the written decisions of the Engineer on such matters will be final, binding on the Owner and Contractor, and not subject to appeal (except as modified by the Engineer to reflect changed factual conditions).

### 10.07 Limitations on Engineer's Authority and Responsibilities

SC-10.07. Add the following new paragraph immediately after Paragraph 10.07.E:

10.07.F. Contractors, Subcontractors, Suppliers, and others on the Project, or their sureties, shall maintain no direct action against Engineer, its officers, employees, affiliated corporations, and subcontractors, for any Claim arising out of, in connection with, or resulting from the engineering services performed. Only the Owner will be the beneficiary of any undertaking by Engineer.

## Article 11—CHANGES TO THE CONTRACT

### 11.07 *Change of Contract Price*

SC-11.07. Add the following new paragraph immediately after Paragraph 11.07.C:

11.07.D. In the event Contractor submits request for additional compensation as a result of a change or differing Site conditions, or as a result of delays, acceleration, or loss of productivity, Owner reserves right, upon written request, to audit and inspect Contractor's books and records relating to the Project. Upon written request for an audit, Contractor shall make its books and records available within 14 days of request. Owner shall specifically designate identity of auditor.

As part of audit, Contractor shall make available its books and records relating to the Project, including but not limited to Bidding Documents, cost reports, payroll records, material invoices, subcontracts, purchase orders, daily timesheets, and daily diaries. Audit shall be limited to those cost items which are sought by Contractor in a change order or claim submission to Owner.

**Article 12—CLAIMS**

No suggested Supplementary Conditions in this Article.

**Article 13—COST OF WORK; ALLOWANCES, UNIT PRICE WORK**

No suggested Supplementary Conditions in this Article.

**Article 14—TESTS AND INSPECTIONS; CORRECTION, REMOVAL, OR ACCEPTANCE OF DEFECTIVE WORK**

No suggested Supplementary Conditions in this Article.

**Article 15—PAYMENTS TO CONTRACTOR, SET OFFS; COMPLETIONS; CORRECTION PERIOD**

No suggested Supplementary Conditions in this Article.

**Article 16—SUSPENSION OF WORK AND TERMINATION**

No suggested Supplementary Conditions in this Article.

**Article 17—FINAL RESOLUTIONS OF DISPUTES**

*17.02 Arbitration*

SC-17.02. Add the following new paragraph immediately after Paragraph 17.01.

SC-17.02.A. All matters subject to final resolution under this Article will be decided by arbitration in accordance with the rules of NRS, subject to the conditions and limitations of this paragraph. This agreement to arbitrate and any other agreement or consent to arbitrate entered into will be specifically enforceable under the prevailing law of any court having jurisdiction.

SC-17.02.B. The demand for arbitration will be filed in writing with the other party to the Contract and with the selected arbitrator or arbitration provider, and a copy will be sent to Engineer for information. The demand for arbitration will be made within the specific time required in this Article, or if no specified time is applicable within a reasonable time after the matter in question has arisen, and in no event shall any such demand be made after the date when institution of legal or equitable proceedings based on such matter in question would be barred by the applicable statute of limitations. The demand for arbitration should include specific reference to Paragraph SC-17.02.D below.

SC-17.02.C. No arbitration arising out of or relating to the Contract shall include by consolidation, joinder, or in any other manner any other individual or entity (including Engineer, and Engineer's consultants and the officers, directors, partners, agents, employees or consultants of any of them) who is not a party to this Contract unless:

SC-17.02.C.1. the inclusion of such other individual or entity is necessary if complete relief is to be afforded among those who are already parties to the arbitration; and

SC-17.02.C.2. such other individual or entity is substantially involved in a question of law or fact which is common to those who are already parties to the arbitration and which will arise in such proceedings.

SC-17.02.D. The award rendered by the arbitrator(s) shall be consistent with the agreement of the parties, in writing, and include a concise breakdown of the award, and a written explanation of the award specifically citing the Contract provisions deemed applicable and relied on in making the award.

SC-17.02.E. The award will be final. Judgment may be entered upon it in any court having jurisdiction thereof, and it will not be subject to modification or appeal, subject to provisions of the Laws and Regulations relating to vacating or modifying an arbitral award.

SC-17.02.F. The fees and expenses of the arbitrators and any arbitration service shall be shared equally by Owner and Contractor.

#### Article 18—MISCELLANEOUS

No suggested Supplementary Conditions in this Article.

**END OF SUPPLEMENTARY CONDITIONS**

# STATE OF NEVADA

STEVE SISOLAK  
GOVERNOR

TERRY REYNOLDS  
DIRECTOR

SHANNON M. CHAMBERS  
LABOR COMMISSIONER



OFFICE OF THE LABOR COMMISSIONER  
3300 WEST SAHARA AVENUE, SUITE 225  
LAS VEGAS, NEVADA 89102  
PHONE: (702) 486-2650  
FAX (702) 486-2660

OFFICE OF THE LABOR COMMISSIONER  
1818 COLLEGE PARKWAY, SUITE 102  
CARSON CITY, NV 89706  
PHONE: (775) 684-1890  
FAX (775) 687-6409

## 2021 PREVAILING WAGE RATES WASHOE COUNTY

DATE OF DETERMINATION: October 1, 2020

APPLICABLE FOR PUBLIC WORKS PROJECTS OVER \$100,000 BID/AWARDED  
OCTOBER 1, 2020 THROUGH SEPTEMBER 30, 2021\*

Pursuant to Nevada Revised Statutes (NRS) section 338.030(9)(a), "If the contract for a public work: (a) Is to be awarded pursuant to a competitive bidding process, the prevailing wages in effect at the time of the opening of the bids for a contract for a public work must be paid until the completion or termination of the contract or for the 36 months immediately following the date on which the bids were opened, whichever is earlier." For contracts not awarded pursuant to competitive bidding, please see NRS section 338.030(9)(b). However, if a project exceeds 36 months new wage rates may apply pursuant to NRS section 338.030(9)(10). Prevailing Wage Rates may be adjusted based on Collective Bargaining Agreements (CBA's) and adjustments to those agreements. (See NRS 338.030)

**As Amendments/Revisions are made to the wage rates, these will be posted on the website for each respective Region. Please review regularly for any Amendments/Changes that are posted or contact our offices directly for further assistance.**

AIR BALANCE TECHNICIAN  
ALARM INSTALLER  
BOILERMAKER  
BRICKLAYER  
CARPENTER  
CEMENT MASON  
ELECTRICIAN-COMMUNICATION TECH.  
ELECTRICIAN-LINE  
ELECTRICIAN-NEON SIGN  
ELECTRICIAN-WIREMAN  
ELEVATOR CONSTRUCTOR  
FENCE ERECTOR  
FLAGPERSON  
FLOOR COVERER  
GLAZIER  
HIGHWAY STRIPER  
HOD CARRIER-BRICK MASON  
HOD CARRIER-PLASTERER TENDER  
IRON WORKER  
LABORER  
LUBRICATION AND SERVICE ENGINEER  
(MOBILE AND GREASE RACK)

MECHANICAL INSULATOR  
MILLWRIGHT  
OPERATING ENGINEER  
OPERATING ENG. STEEL  
FABRICATOR/ERECTOR  
OPERATING ENGINEER-PILEDRIIVER  
PAINTER  
PILEDRIIVER (NON-EQUIPMENT)  
PLASTERER  
PLUMBER/PIPEFITTER  
REFRIGERATION  
ROOFER (Does not include sheet metal roofs)  
SHEET METAL WORKER  
SOIL TESTER (CERTIFIED)  
SOILS AND MATERIALS TESTER  
SPRINKLER FITTER  
SURVEYOR (NON-LICENSED)  
TAPER  
TILE /TERRAZZO WORKER/MARBLE MASON  
TRAFFIC BARRIER ERECTOR  
TRUCK DRIVER  
WELL DRILLER

**Nevada Revised Statutes (NRS) 338.010(21) "Wages" means:**

- a) The basic hourly rate of pay; and
- b) The amount of pension, health and welfare, vacation and holiday pay, the cost of apprenticeship training or other similar programs or other bona fide fringe benefits which are a benefit to the workman.

**NRS 338.035** Discharge of part of obligation of contractor or subcontractor engaged on public work to pay wages by making certain contributions in name of workman.

"Bona fide fringe benefit" means a benefit in the form of a contribution that is made not less frequently than monthly to an independent third party pursuant to a fund, plan or program: (a) Which is established for the sole and exclusive benefit of a worker and his or her family and dependents; and (b) For which none of the assets will revert to, or otherwise be credited to, any contributing employer or sponsor of the fund, plan or program. The term includes, without limitation, benefits for a worker that are determined pursuant to a collective bargaining agreement and included in the determination of the prevailing wage by the Labor Commissioner pursuant to NRS 338.030.

Please see NRS 338.010 for further details on "Bona fide fringe benefits" and reporting requirements and exceptions.

**Job Descriptions for Recognized Classes of Workmen**

Regarding job descriptions for public works projects, please take notice of the following:

1. The job description links have been redacted to include ONLY the scope of work for the craft.
2. Pursuant to NAC 338.0095(1)(a), "A workman employed on a public work must be paid based on the type of work that the workman actually performs on the public work and in accordance with the recognized class of the workman."
3. The work description for a particular class is not intended to be jurisdictional in scope.
4. Any person who believes that a type of work is not classified, or who otherwise needs clarification pertaining to the recognized classes or job descriptions, shall contact the Labor Commissioner, in writing, for a determination of the applicable classification and pay rate for a particular type of work.
5. The job descriptions set forth or referenced herein supersede any and all descriptions previously agreed upon by the Labor Commissioner in any settlement agreements or stipulations arising out of contested matters.
6. The following specific provisions, where applicable, shall prevail over any general provisions of the job descriptions:
  - Amendments to the prevailing wage determinations;
  - Group Classifications and/or descriptions recognized by the Labor Commissioner and included with wage determinations for a particular type of work in a particular county.

**Zone Rates**

The zone rate has been added to each applicable craft.

**Premium Pay**

Premium pay for hours worked in excess of a shift of 8 hours or 12 hours or such other time increment set forth in the Collective Bargaining Agreement or on a weekend or holiday.

**PREVAILING WAGE RATES INCLUDE THE BASE RATE AS WELL AS ALL APPLICABLE FRINGES**

| <b>CRAFT</b>   | <b>RATE</b> | <b>Union or Non-union Rate</b> |
|--|-------------|--------------------------------|
| <b>AIR BALANCE TECHNICIAN</b>  |             | Union                          |
| Air Balance Technician-Journeyman  |             | 66.45                          |
| Air Balance Technician-Foreman   |             | 70.28                          |
| Air Balance Technician-General Foreman   |             | 74.10                          |
| See AIR BALANCE TECHNICIAN JOB DESCRIPTION   |             |                                |
| <p><b>ADD ZONE RATE</b><br/>                     In addition to AIR BALANCE rates add the applicable amounts per hour, calculated based on a road from the courthouse in Reno, Nevada:</p> <p>Zone 1- 1 to 75 miles                      \$0.00 (including the City of Fallon and the Fallon Naval Air Base)<br/>                     Zone 2- 75 to 100 miles                      \$5.00<br/>                     Zone 3- over 100 miles                      \$10.00 the employee shall be provided reasonable lodging and meal expenses.</p>  |             |                                |
| <p><b>ADD PREMIUM PAY</b></p> <p>All hourly rates are subject to Over Time (One and one half 1 ½) of the Regular rate:</p> <ol style="list-style-type: none"> <li>For all hours worked over Eight (8) Hours in one day or shift.</li> <li>For the first Eight (8) Hours work on Saturday.</li> </ol> <p>All hourly rates are subject to Double Time of the Regular Rate:</p> <ol style="list-style-type: none"> <li>For all hours worked over Ten (10) Hours in one day or shift.</li> <li>For all hours worked over Eight (8) Hours on Saturday.</li> <li>For all hours worked on Sunday, New Year's Day, President's Day, Memorial Day, Independence Day, Labor Day, Nevada Day, Thanksgiving Day, Day after Thanksgiving, Day before Christmas, and Christmas Day.</li> </ol> |             |                                |
| <b>ALARM INSTALLER</b>   |             | Non-Union                      |
| Alarm Installer  |             | 32.77                          |
| <p><b>ALARM INSTALLER</b><br/>                     Includes but is not limited to:</p> <ol style="list-style-type: none"> <li>Installing or testing electrical protective signaling systems used to provide notification of fire, burglary or other irregularities on the premises of the subscriber of the system;</li> <li>Installing of wiring and signaling units;</li> <li>Repairing electrical protective signaling systems</li> <li>Starting up, programming and documenting systems;</li> </ol>  |             |                                |
| <b>BOILERMAKER</b>   |             | Non-Union                      |
| Boilermaker  |             | 67.92                          |
| <b>BOILERMAKER</b>   |             |                                |

Includes but is not limited to:

1. Constructing, assembling, maintaining and repairing stationary steam boilers and boiler house auxiliaries;
2. Aligning structures or plate sections to assemble boiler frame tanks or vats;
3. Assisting in the testing of assembled vessels, directing cleaning of boilers and boiler furnaces;
4. Inspecting and repairing boiler fittings, including, without limitation, safety valves, regulators, automatic-control mechanisms, water columns and auxiliary machines.

|                            |           |
|----------------------------|-----------|
| <b>BRICKLAYER</b>          | Non-Union |
| Bricklayer-Journeyman      | 39.38     |
| Bricklayer-Foreman         | 39.38     |
| Bricklayer-General Foreman | 39.38     |

**BRICKLAYER**, includes but is not limited to:

1. Laying materials, including without limitation, brick, structural tile and blocks of concrete, cinder, glass, gypsum and terra cotta, but not including stone, to construct or repair walls, partitions, arches, sewers, and other structures;
2. Laying and aligning bricks, blocks or tiles to build or repair structures for high temperature equipment, including, without limitation, cupola, kilns, ovens and furnaces; and
3. Fastening or fusing brick or other building materials to structures with wire clamps, anchor holes, torches or cement.
4. Pointing-cleaning-caulking of all types of masonry; caulking of window frames encased in masonry on brick, stone or cement structures, including grinding and cutting out on such work and sand blasting, steam cleaning and gunite work.
5. Pointing, cleaning and weatherproofing of buildings, grain elevators and chimneys built of stone, brick or concrete, including grinding and cutting out, sand blasting and gunite work on the same.

|                           |       |
|---------------------------|-------|
| <b>CARPENTER</b>          | Union |
| Carpenter-Journeyman      | 51.26 |
| Carpenter-Foreman         | 54.56 |
| Carpenter-General Foreman | 58.19 |

See CARPENTER JOB DESCRIPTION

**ADD ZONE RATE**

(Building and Heavy Highway and Dam Construction)

In addition to CARPENTER rates add the applicable amounts per hour, calculated from the Washoe County Courthouse:

|         |                |   |
|---------|----------------|---|
| Zone 1- | 0 to 75 miles  | \$0.00 (Road miles from the Washoe County Courthouse) |
| Zone 2- | 75-150 miles   | \$4.00  |
| Zone 3- | 150-300 miles  | \$5.00  |
| Zone 4- | over 300 miles | \$6.00  |

**ADD PREMIUM PAY**

Any work performed over eight (8) hours per day and on Saturdays shall be compensated at time and



one-half (1-1/2x) the appropriate hourly rate. All work performed on Sundays, holidays and over twelve (12) hours in one (1) day shall be compensated at two times (2x) the appropriate hourly rate.

|                         |       |
|-------------------------|-------|
| <b>CEMENT MASON</b>     | Union |
| Cement Mason-Journeyman | 45.12 |
| Cement Mason-Foreman    | 48.37 |

See CEMENT MASON JOB DESCRIPTION

**ADD ZONE RATE**

In addition to CEMENT MASON rates add the applicable amounts per hour, calculated from the Reno Post Office, 50 So. Virginia St., Reno, Nevada:

|         |                   |        |
|---------|-------------------|--------|
| Zone 1- | 0-90 miles        | \$0.00 |
| Zone 2- | 91 miles and over | \$6.00 |

**ADD PREMIUM PAY**

OVERTIME – Any worked performed over eight (8) hours per day shall be compensated at time and one half the hourly rate. All work performed after twelve (12) consecutive hours shall be paid at double the hourly rate. All worked performed on Saturdays shall be compensated at time and one half the hourly rate. All Sunday and Holiday work shall be paid for at double time.

|   |       |
|---|-------|
| <b>ELECTRICIAN-COMMUNICATION TECHNICIAN</b> | Union |
| Communication Installer                     | 38.52 |
| Communication Technician                    | 42.50 |
| Senior Technician                           | 45.59 |

See ELECTRICIAN-COMMUNICATION TECH JOB DESCRIPTION

**ADD ZONE RATE**

In addition to Electrician Communication Tech rates add the applicable amounts per hour, calculated from the Washoe County Courthouse:

|          |                   |        |
|----------|-------------------|--------|
| Zone 1-  | 0-70 miles        | \$0.00 |
| Zone 2-  | 71-90 miles       | \$5.00 |
| Zone 3 - | 91 miles and over | \$7.00 |

**ADD PREMIUM PAY**

One and one half (1 ½) the regular straight time hourly rate shall be paid:

1. For all hours worked over eight (8) hours in one day or shift.
2. For the first eight (8) hours worked on Saturday

Double the regular straight time hourly rate shall be paid for all time:

1. For all hours worked over eight (10) hours in one day or shift.
2. For any hours worked on Sunday
3. For any hours worked on Holidays

**Shift Rates**

1. Swing shift to be paid at seventeen-point three (17.3) percent the regular straight time rate for hours between 4:30 p.m. and 1:00 a.m.
2. Graveyard shift to be paid at thirty-one-point four (33.4) percent the regular straight time rate for hours between 12:30 a.m. and 9:00 a.m.
3. Shifts are established for at least five (5) consecutive days or double the regular straight time rate shall be paid.

**\*\*Note – Double the straight time rate is the max rate paid. (No pyramiding of overtime rates)**

|                             |       |
|-----------------------------|-------|
| <b>ELECTRICIAN-LINE</b>     | Union |
| Electrician-Groundman       | 42.28 |
| Electrician-Lineman         | 64.02 |
| Electrician-Foreman         | 70.19 |
| Electrician-General Foreman | 76.56 |
| Heavy Equipment Operator    | 52.19 |

See ELECTRICIAN LINEMAN JOB DESCRIPTION

**ADD PREMIUM PAY**

Premium pay for hours worked in excess of a shift of 8 hours or 12 hours or such other time increment set forth in the Collective Bargaining Agreement or on a weekend or holiday.

|                              |       |
|------------------------------|-------|
| <b>ELECTRICIAN-NEON SIGN</b> | Union |
| Electrician-Neon Sign        | 54.44 |

**ELECTRICIAN-NEON SIGN**, includes but is not limited to:

1. Installing, servicing and repairing plastic, neon and illuminated signs;
2. Ascending ladders or operating hydraulic or electric hoist to install, service, or examine sign to determine cause of malfunction;
3. Wiring, rewiring or removing defective parts and installing new parts using electrician's tools;
4. Removing sign or part of sign for repairs, such as structural fabrication, scroll repair, or transformer repair;

**ADD PREMIUM PAY**

One and one half (1 ½) the regular straight time hourly rate shall be paid:

1. For all hours worked over eight (8) hours in one day or shift, either before or after the shift.
2. For up to 8 hours worked on Saturday from midnight to midnight.

Double the regular straight time hourly rate shall be paid for all time:

1. For all hours worked over eleven (11) hours in one day or shift, Monday thru Friday.
2. For all hours worked in excess of 8 hours on Saturday, Sundays or Holidays.

**SHIFT DIFFERENTIAL**

Second Shift (Swing) will be an additional \$0.75 cents per hour.

Third Shift (Graveyard) will be an additional \$1.00 per hour.

**HIGH TIME (Working at heights)**

1. All employees working at height of 65 feet and subject to a direct fall shall be paid an additional \$2.25 per hour in addition to their normal rate for a minimum of 2 hours.

2. All employees working at height of 125 feet or when repelling below 65 feet shall be paid an additional \$3.25 per hour in addition to their normal rate for a minimum of 4 hours.

**FOREMAN**

1. First employee on the job must have a CDL and Welder certification and shall be paid \$1.00 per hour in addition to their normal rate of pay.
2. When supervising (5) or more workers shall be paid an additional \$1.25 per hour.

|                            |       |
|----------------------------|-------|
| <b>ELECTRICIAN-WIREMAN</b> | Union |
| Wireman                    | 61.64 |
| Cable Splicer              | 65.91 |
| Wireman-Foreman            | 65.91 |
| Wireman-General Foreman    | 70.18 |

See ELECTRICIAN-WIREMAN JOB DESCRIPTION

**ADD ZONE RATE**

In addition to Electrician rates add the applicable amounts per hour, calculated from the Washoe County Courthouse:

|          |                   |         |
|----------|-------------------|---------|
| Zone 1-  | 0-70 miles        | \$0.00  |
| Zone 2-  | 71-90 miles       | \$8.00  |
| Zone 3 - | 91 miles and over | \$10.00 |

**ADD PREMIUM PAY**

Premium pay for hours worked in excess of a shift of 8 hours or 12 hours or such other time increment One and one half (1 ½) the regular straight time hourly rate shall be paid:

1. For all hours worked over eight (8) hours in one day or shift.
2. For the first eight (8) hours worked on Saturday

Double the regular straight time hourly rate shall be paid for all time:

3. For all hours worked over ten (10) hours in one day or shift.
4. For any hours worked on Sunday
5. For any hours worked on Holidays

**Shift Rates**

1. Swing shift to be paid at seventeen-point three (17.3) percent the regular straight time rate for hours between 4:30 p.m. and 1:00 a.m.
2. Graveyard shift to be paid at thirty-one-point four (33.4) percent the regular straight time rate for hours between 12:30 a.m. and 9:00 a.m.
3. Shifts are established for at least five (5) consecutive days or double the regular straight time rate shall be paid.

\*\*Note – Double the straight time rate is the max rate paid. (No pyramiding of overtime rates)

|  |        |
|--|--------|
| <b>ELEVATOR CONSTRUCTOR</b>              | Union  |
| Elevator Constructor-Journeyman Mechanic | 110.13 |
| Elevator Constructor-Mechanic in Charge  | 119.55 |

**ELEVATOR CONSTRUCTOR**, includes but is not limited to:

1. Assembling, installing, repairing and maintaining electric and hydraulic freight and passenger elevators, escalators and dumbwaiters;
2. Cutting prefabricated sections of framework, rails and other elevator components to specified dimensions, using acetylene torch, power saw, and disc grinder;
3. Installing cables, counterweights, pumps, motor foundations, escalator drives, guide rails, elevator cars, and control panels, using hand tools;

**ADD PREMIUM PAY**

Premium pay for hours worked in excess of a shift of 8 hours or 12 hours or such other time increment set forth in the Collective Bargaining Agreement or on a weekend or holiday.

|                      |           |
|----------------------|-----------|
| <b>FENCE ERECTOR</b> | Non-Union |
| Fence Erector        | 44.68     |

**FENCE ERECTOR**

Includes but is not limited to:

1. Erecting or repairing chain link, wooden, tortoise, wire/wire mesh, or temporary fencing;
2. Mixing and pouring concrete around bases of posts and tamping soil into post hole to embed post;
3. Digging post holes with a spade, post hole digger or power-driven auger;
4. Aligning posts through the use of lines or by sighting;
5. Verifying vertical alignment of posts with a plumb bob or spirit level;

|                   |       |
|-------------------|-------|
| <b>FLAGPERSON</b> | Union |
| Flagperson        | 39.06 |

**FLAG PERSON**, includes but is not limited to:

1. Directing movement of vehicular traffic through construction projects;
2. Distributing traffic control signs and markers along site in designated pattern;
3. Informing drivers of detour routes through construction sites;

**ADD LABORER ZONE RATE**

(Highway and Dam Construction only)

In addition to LABORER rates add the applicable amounts per hour, calculated based on a road miles from either the Carson City Courthouse or the Washoe County Courthouse:

|         |                    |        |
|---------|--------------------|--------|
| Zone 1- | 0 to 75 miles      | \$0.00 |
| Zone 2- | 75 to 150 miles    | \$4.00 |
| Zone 3- | 150 to 300 miles   | \$5.00 |
| Zone 4- | 300 miles and over | \$6.00 |

**ADD PREMIUM PAY**

One and one half (1 ½) the regular straight time hourly rate shall be paid:

1. For all hours worked over eight (8) hours in one day or shift.
2. For any hours worked on Saturday from mid night to midnight.

Double the regular straight time hourly rate shall be paid for all time:

1. For all hours worked over twelve (12) hours in one day or shift.
2. For any hours worked on Sunday from midnight to midnight.
3. For any hours worked on holidays from midnight to midnight.

|  |                    |         |               |        |         |                 |        |         |                  |        |         |                    |        |
|--|--------------------|---------|---------------|--------|---------|-----------------|--------|---------|------------------|--------|---------|--------------------|--------|
| <b>FLOOR COVERER</b>   | Union              |         |               |        |         |                 |        |         |                  |        |         |                    |        |
| Floor Coverer-Journeyman   | 46.44              |         |               |        |         |                 |        |         |                  |        |         |                    |        |
| Floor Coverer-Foreman  | 48.76              |         |               |        |         |                 |        |         |                  |        |         |                    |        |
| See FLOOR COVERER JOB DESCRIPTION  |                    |         |               |        |         |                 |        |         |                  |        |         |                    |        |
| <p><b>ADD PREMIUM PAY</b><br/>Shift work</p> <p>1. \$2.00 per hour will be added to the taxable net wage to shift schedule of hours worked between 6:00 p.m. and 6:00 a.m. The Union must be notified in advance before utilizing shift work on a particular job.</p> <p>One and one half (1 ½) time -shall be calculated using one (1) hour of the taxable net wage and one half (1/2) the base wage (Article 23, section 5), to be paid for all time:</p> <p>1. For all hours worked over ten (10) hours in one day or shift.<br/>2. For any hours worked on Saturday from midnight to midnight</p> <p>Double time -shall be calculated using one (1) hour of the taxable net wage and one (1) of the base wage (Article 23, section 5), to be paid for all time:</p> <p>1. For any hours worked on Sunday from midnight to midnight<br/>2. For any hours worked on holidays from midnight to midnight</p> |                    |         |               |        |         |                 |        |         |                  |        |         |                    |        |
| <b>GLAZIER</b>   | Non-Union          |         |               |        |         |                 |        |         |                  |        |         |                    |        |
| Glazier Journeyman   | 23.90              |         |               |        |         |                 |        |         |                  |        |         |                    |        |
| <p><b>GLAZIER</b><br/>Includes but is not limited to:</p> <ol style="list-style-type: none"> <li>1. Installing, setting, cutting, preparing, or removal of glass, or materials used in lieu thereof, including, without limitation, in windows, doorways, showers, bathtubs, skylights and display cases;</li> <li>2. Installing glass on surfaces, including, without limitation, fronts of buildings, interior walls and ceilings;</li> <li>3. Installing pre-assembled framework for windows and doors designed to be fitted with glass panels, including stained glass windows by using hand tools;</li> <li>4. Loading and arranging of glass on trucks at the site of the public work;</li> </ol>  |                    |         |               |        |         |                 |        |         |                  |        |         |                    |        |
| <b>HIGHWAY STRIPER</b>   | Union              |         |               |        |         |                 |        |         |                  |        |         |                    |        |
| Highway Striper  | 44.68              |         |               |        |         |                 |        |         |                  |        |         |                    |        |
| See HIGHWAY STRIPER JOB DESCRIPTION  |                    |         |               |        |         |                 |        |         |                  |        |         |                    |        |
| <p><b>ADD LABORER ZONE RATE</b><br/>(Highway and Dam Construction only)</p> <p>In addition to LABORER rates add the applicable amounts per hour, calculated based on a road miles from either the Carson City Courthouse or the Washoe County Courthouse:</p> <table style="width: 100%; border-collapse: collapse;"> <tr> <td style="width: 15%;">Zone 1-</td> <td style="width: 45%;">0 to 75 miles</td> <td style="width: 40%; text-align: right;">\$0.00</td> </tr> <tr> <td>Zone 2-</td> <td>75 to 150 miles</td> <td style="text-align: right;">\$4.00</td> </tr> <tr> <td>Zone 3-</td> <td>150 to 300 miles</td> <td style="text-align: right;">\$5.00</td> </tr> <tr> <td>Zone 4-</td> <td>300 miles and over</td> <td style="text-align: right;">\$6.00</td> </tr> </table>   |                    | Zone 1- | 0 to 75 miles | \$0.00 | Zone 2- | 75 to 150 miles | \$4.00 | Zone 3- | 150 to 300 miles | \$5.00 | Zone 4- | 300 miles and over | \$6.00 |
| Zone 1-  | 0 to 75 miles      | \$0.00  |               |        |         |                 |        |         |                  |        |         |                    |        |
| Zone 2-  | 75 to 150 miles    | \$4.00  |               |        |         |                 |        |         |                  |        |         |                    |        |
| Zone 3-  | 150 to 300 miles   | \$5.00  |               |        |         |                 |        |         |                  |        |         |                    |        |
| Zone 4-  | 300 miles and over | \$6.00  |               |        |         |                 |        |         |                  |        |         |                    |        |

**ADD PREMIUM PAY**

One and one half (1 ½) the regular straight time hourly rate shall be paid:

- 3. For all hours worked over eight (8) hours in one day or shift.
- 4. For any hours worked on Saturday from mid ight to midnight.

Double the regular straight time hourly rate shall be paid for all time:

- 4. For all hours worked over twelve (12) hours in one day or shift.
- 5. For any hours worked on Sunday from midnight to midnight.
- 6. For any hours worked on holidays from midnight to midnight.

|                                       |       |
|---------------------------------------|-------|
| <b>HOD CARRIER-BRICK MASON TENDER</b> | Union |
| Brick Mason-Journeyman                | 41.98 |
| Brick Mason-Foreman                   | 42.38 |

See HOD CARRIER-BRICK MASON TENDER JOB DESCRIPTION

**ADD ZONE RATE**

In addition to Hod Carrier Brick Mason Tender rates add the applicable amounts per hour, calculated based on road miles from the Washoe County Courthouse:

|                           |        |
|---------------------------|--------|
| Zone 1- 35 to 75 miles    | \$1.25 |
| Zone 2- 76 miles and over | \$7.50 |

**ADD PREMIUM PAY**

One and one half (1 ½) the regular straight time hourly rate shall be paid:

- 1. For all hours worked over eight (8) hours in one day or shift.
- 2. For any hours worked on Saturday from mid ight to midnight.

Double the regular straight time hourly rate shall be paid for all time:

- 1. For all hours worked over twelve (12) hours in one day or shift.
- 2. For any hours worked on Sunday from midnight to midnight.
- 3. For any hours worked on holidays from midnight to midnight.

|                                     |       |
|-------------------------------------|-------|
| <b>HOD CARRIER-PLASTERER TENDER</b> | Union |
| Plasterer Tender-Journeyman         | 42.77 |
| Plasterer Tender-Gun Tender         | 43.77 |
| Plasterer Tender-Foreman            | 44.13 |

See HOD CARRIER-PLASTERER JOB DESCRIPTION

**ADD ZONE RATE**

In addition to Hod Carrier Plasterer rates add the applicable amounts per hour, calculated based on road miles from So. Virginia St., Reno, Nevada:

|                          |        |
|--------------------------|--------|
| Zone 1 1-70 miles        | \$0.00 |
| Zone 2 70 miles and over | \$8.00 |

**ADD PREMIUM PAY**

One and one half (1 ½) the regular straight time hourly rate shall be paid:

- 1. For all hours worked over eight (8) hours in one day or shift.
- 2. For any hours worked on Saturday from mid ight to midnight.

Double the regular straight time hourly rate shall be paid for all time:

1. For all hours worked over twelve (12) hours in one day or shift.
2. For any hours worked on Sunday from midnight to midnight.
3. For any hours worked on holidays from midnight to midnight.

|                            |       |
|----------------------------|-------|
| <b>IRON WORKER</b>         | Union |
| Ironworker-Journeyman      | 74.49 |
| Ironworker-Foreman         | 78.59 |
| Ironworker-General Foreman | 83.10 |

See IRON WORKER JOB DESCRIPTION

**ADD ZONE RATE**

In addition to Iron Worker rates add the applicable amounts per day, calculated based on a road mile from the Reno City Hall.

|                            |        |
|----------------------------|--------|
| Zone 1- 60 - 75 Miles      | \$3.13 |
| Zone 2- 75 - 100 Miles     | \$6.26 |
| Zone 3- 100 miles and over | \$7.50 |

**SEE AMENDMENT 1 FOR TRAVEL REIMBURSEMENT**

Travel Reimbursement First Day In/ Last Day Out

|                                  |         |
|----------------------------------|---------|
| Zone 1 - 60 - 75 Miles           | \$25.00 |
| Zone 2- 75 - 100 Miles           | \$50.00 |
| Zone 3- 100 miles and over       | \$60.00 |
| Each additional 50 miles \$25.00 |         |

**ADD PREMIUM PAY**

One and one half (1X) the regular straight time hourly rate shall be paid:

1. For the first two (2) hours worked in excess of eight (8) on a regular workday Monday-Friday
2. For the first eight (8) hours on Saturday

Double the regular straight time hourly rate shall be paid for all time:

1. For all hours worked over ten (10) hours in one day or shift.
2. For any hours worked on Sunday.
3. For all hours worked over eight (8) on Saturday
4. For all hours worked on Holidays

**Shift Pay**

1. 2nd shift add 6% of hourly wage
2. 3rd shift add 13% of hourly wage
3. Dedicated shift add 6% of hourly wage

|                                  |       |
|----------------------------------|-------|
| <b>LABORER</b>                   | Union |
| <b>SEE GROUP CLASSIFICATIONS</b> |       |
| Landscaper                       | 36.77 |
| Furniture Mover                  | 38.27 |
| Group 1                          | 41.93 |
| Group 1A                         | 39.06 |
| Group 2                          | 42.03 |

|                     |       |
|---------------------|-------|
| Group 3             | 42.18 |
| Group 4             | 42.43 |
| Group 4A            | 44.93 |
| Group 5             | 42.73 |
| Group 6             |       |
| Nozzlemen, Rodmen   | 41.73 |
| Gunmen, Materialmen | 42.13 |
| Reboundmen          | 41.78 |
| Gunite Foremen      | 42.83 |

See LABORER JOB DESCRIPTION

**ADD ZONE RATE**

**LABORER (Highway and Dam Construction only)**

In addition to LABORER rates add the applicable amounts per hour, calculated based on a road miles from either the Carson City Courthouse or the Washoe County Courthouse:

|         |                    |        |
|---------|--------------------|--------|
| Zone 1- | 0 to 75 miles      | \$0.00 |
| Zone 2- | 75 to 150 miles    | \$4.00 |
| Zone 3- | 150 to 300 miles   | \$5.00 |
| Zone 4- | 300 miles and over | \$6.00 |

**LABORER (Building Construction)**

In addition to LABORER rates add the applicable amounts per hour, calculated based on road miles from either the Carson City Courthouse or the Washoe County Courthouse:

|         |                    |        |
|---------|--------------------|--------|
| Zone 1- | 0 to 75 miles      | \$0.00 |
| Zone 2- | 75 to 150 miles    | \$4.00 |
| Zone 3- | 150 to 300 miles   | \$5.00 |
| Zone 4- | 300 miles and over | \$6.00 |

**ADD PREMIUM PAY**

One and one half (1 ½) the regular straight time hourly rate shall be paid:

1. For all hours worked over eight (8) hours in one day or shift.
2. For any hours worked on Saturday from midnight to midnight.

Double the regular straight time hourly rate shall be paid for all time:

1. For all hours worked over twelve (12) hours in one day or shift.
2. For any hours worked on Sunday from midnight to midnight.
3. For any hours worked on holidays from midnight to midnight.

|  |       |
|--|-------|
| <b>LUBRICATION AND SERVICE ENGINEER (MOBILE AND GREASE RACK)</b> | Union |
| Lubrication and Service Engineer (mobile and grease rack)        | 62.81 |

**ADD ZONE RATE**

In addition to: **LUBRICATION AND SERVICE ENGINEER (MOBILE AND GREASE RACK)** rates add the applicable amounts per hour calculated based on a road miles from the Carson City Courthouse or Washoe County Courthouse.



|         |                    |        |
|---------|--------------------|--------|
| Zone 1- | 0 to 75 miles      | \$0.00 |
| Zone 2- | 75 to 150 miles    | \$4.00 |
| Zone 3- | 150 to 300 miles   | \$5.00 |
| Zone 4- | 301 miles and over | \$6.00 |

**ADD PREMIUM PAY**

1. One and one-half (1-1/2) times the applicable straight-time rate for the day, shift, work, equipment and classification shall be paid for all work (including repair work and field survey work) performed on Saturday and before a shift begins and after it ends, except when operating equipment servicing a craft that is receiving double time on commercial building construction, in which case double time shall be paid.

2. Overtime. The following rates shall apply on Sundays and holidays and all work before a shift begins and after it ends:

Holidays. Double the applicable straight-time rate shall be paid for all work (including repair, maintenance and field survey work) performed on Sundays and the following holidays: New Year's Day (January 1); Memorial Day (last Monday in May); Independence Day (July 4); Labor Day (1st Monday in September); Nevada Admission Day (last Friday in October); Thanksgiving Day (4th Thursday in November); the day after Thanksgiving Day; and Christmas Day (December 25). Holidays falling on Sunday shall be observed on the following Monday. Holiday hours shall be reckoned on the same basis as Sunday hours.

Saturday Shift Period. On any shift, Saturday shall be the twenty-four-hour period commencing at 12:00 midnight Friday.

Sunday Shift Period. On any shift, Sunday shall be the twenty-four-hour period commencing at 12:00 midnight Saturday.

3. For hours worked in excess of (12) on any such workday, an Employee shall be paid two (2) times the regular straight-time rate of pay for each hour so worked.

|                                      |       |
|--------------------------------------|-------|
| <b>MECHANICAL INSULATOR</b>          | Union |
| Mechanical Insulator-Mechanic        | 67.85 |
| Mechanical Insulator-Foreman         | 71.85 |
| Mechanical Insulator-General Foreman | 73.85 |

**MECHANICAL INSULATOR**, includes but is not limited to:

1. Covering and lining structures with cork, canvas, tar paper, magnesia and related materials;
2. Installing blown-on insulation on pipe and machinery;
3. Lining of mechanical room surfaces and air handling shafts;
4. Filling and damming of fire stops and penetrations including, but not limited to, electrical and mechanical systems;
5. Foam applications for the purpose of thermal, acoustical, or fire protective purposes, including RTV foams or equivalents, applied to mechanical or electrical systems;
6. Duct lining and duct wrapping, direct application and installation of fire protection of grease ducts, exhaust systems, or any other ductwork for acoustical or thermal purposes;
7. Insulation of field joints on pre-insulated underground piping and the pouring of Gilsilite or its equivalent;
8. The application of material, including metal and PVC jacketing, on piping, fittings, valves, flanges,

boilers, ducts, plenums, flues, tanks, vats, equipment and any other hot or cold surface for the purpose of thermal control;

**ADD ZONE RATE**

In addition to MECHANICAL INSULATOR rates add the applicable amounts per hour, calculated based on a radius figured from Reno City Hall:

|         |             |         |
|---------|-------------|---------|
| Zone 1- | 0-20 miles  | \$1.25  |
| Zone 2- | 21-40 miles | \$2.50  |
| Over    | 40 miles    | \$10.63 |

**ADD PREMIUM PAY**

Premium pay for hours worked in excess of a shift of 8 hours or 12 hours or such other time increment set forth in the Collective Bargaining Agreement or on a weekend or holiday.

|                            |       |
|----------------------------|-------|
| <b>MILLWRIGHT</b>          | Union |
| Millwright–Journeyman      | 66.36 |
| Millwright–Welder          | 67.36 |
| Millwright-Foreman         | 70.23 |
| Millwright-General Foreman | 74.49 |

See MILLWRIGHT JOB DESCRIPTION

**ADD ZONE RATE**

In addition to MILLWRIGHT rates, add the applicable amounts per hour, calculated on road miles from the Washoe County Courthouse:

|         |                |        |
|---------|----------------|--------|
| Zone 1- | 1 to 15 miles  | \$0.00 |
| Zone 2- | 15 to 35 miles | \$2.50 |
| Zone 3- | over 35 miles  | \$4.25 |

**ADD PREMIUM PAY**

First two (2) hours outside the regular constituted shift shall be at the rate of time and one-half (1½X).

Saturdays up to the first ten (10) hours shall be at the rate of time and one-half (1½X). All additional hours and Sundays and holidays shall be the rate of double time (2X). When working on Sundays and holidays, there will be one dollar and fifty cents (\$1.50) per hour additional paid to Pension Annuity.

|                                  |       |
|----------------------------------|-------|
| <b>OPERATING ENGINEER</b>        | Union |
| <u>SEE GROUP CLASSIFICATIONS</u> |       |
| Group 1                          | 57.79 |
| Group 1A                         | 60.55 |
| Group 2                          | 61.08 |
| Group 3                          | 61.35 |
| Group 4                          | 62.09 |
| Group 5                          | 62.39 |
| Group 6                          | 62.56 |
| Group 7                          | 62.81 |
| Group 8                          | 63.40 |

|  |       |
|--|-------|
| Group 9                                    | 63.72 |
| Group 10                                   | 64.07 |
| Group 10A                                  | 64.26 |
| Group 11                                   | 64.50 |
| Group 11A                                  | 66.14 |
| Group 11B                                  | 66.95 |
| Foreman                                    | 66.14 |
| Add 12.5% to base rate for "Special" shift |       |

**OPERATING ENGINEER**, includes but is not limited to:

Operate one or several types of power construction equipment, such as motor graders, bulldozers, scrapers, compressors, pumps, derricks, shovels, tractors, or front-end loaders to excavate, move, and grade earth, erect structures, or pour concrete or other hard surface pavement.

**ADD ZONE RATE**

In addition to: **OPERATING ENGINEER** rates add the applicable amounts per hour calculated based on a road miles from the Carson City Courthouse or Washoe County Courthouse

|         |                    |        |
|---------|--------------------|--------|
| Zone 1- | 0 to 75 miles      | \$0.00 |
| Zone 2- | 75 to 150 miles    | \$4.00 |
| Zone 3- | 150 to 300 miles   | \$5.00 |
| Zone 4- | 301 miles and over | \$6.00 |

**ADD PREMIUM PAY**

1. One and one-half (1-1/2) times the applicable straight-time rate for the day, shift, work, equipment and classification shall be paid for all work (including repair work and field survey work) performed on Saturday and before a shift begins and after it ends, except when operating equipment servicing a craft that is receiving double time on commercial building construction, in which case double time shall be paid.

2. Overtime. The following rates shall apply on Sundays and holidays and all work before a shift begins and after it ends:

Holidays. Double the applicable straight-time rate shall be paid for all work (including repair, maintenance and field survey work) performed on Sundays and the following holidays: New Year's Day (January 1); Memorial Day (last Monday in May); Independence Day (July 4); Labor Day (1st Monday in September); Nevada Admission Day (last Friday in October); Thanksgiving Day (4th Thursday in November); the day after Thanksgiving Day; and Christmas Day (December 25). Holidays falling on Sunday shall be observed on the following Monday. Holiday hours shall be reckoned on the same basis as Sunday hours.

Saturday Shift Period. On any shift, Saturday shall be the twenty-four-hour period commencing at 12:00 midnight Friday.

Sunday Shift Period. On any shift, Sunday shall be the twenty-four-hour period commencing at 12:00 midnight Saturday.

3. For hours worked in excess of 12) on any such work day, an Employee shall be paid two (2) times the regular straight-time rate of pay for each hour so worked.

|  |       |
|--|-------|
| <b>OPERATING ENGINEER-STEEL FABRICATOR &amp; ERECTOR</b> | Union |
| <u>SEE GROUP CLASSIFICATIONS</u>                         |       |
| Group 1  | 73.09 |
| Group 1 Truck Crane Oiler                                | 66.92 |
| Group 1 Oiler  | 64.96 |
| Group 2  | 71.58 |
| Group 2 Truck Crane Oiler                                | 66.67 |
| Group 2 Oiler  | 64.75 |
| Group 3  | 70.34 |
| Group 3 Truck Crane Oiler                                | 66.45 |
| Group 3 Oiler  | 64.53 |
| Group 3 Hydraulic  | 66.12 |
| Group 4  | 68.61 |
| Group 5  | 67.51 |
| Add 12.5% to base rate for "Special" Shift               |       |

**OPERATING ENGINEER**, included but is not limited to:

Operate one or several types of power construction equipment, such as motor graders, bulldozers, scrapers, compressors, pumps, derricks, shovels, tractors, or front-end loaders to excavate, move, and grade earth, erect structures, or pour concrete or other hard surface pavement.

**ADD ZONE RATE**

In addition to: **OPERATING ENGINEER-STEEL FABRICATOR & ERECTOR** rates add the applicable amounts per hour calculated based on a road miles from the Carson City Courthouse or Washoe County Courthouse

|         |                    |        |
|---------|--------------------|--------|
| Zone 1- | 0 to 75 miles      | \$0.00 |
| Zone 2- | 75 to 150 miles    | \$4.00 |
| Zone 3- | 150 to 300 miles   | \$5.00 |
| Zone 4- | 301 miles and over | \$6.00 |

**ADD PREMIUM PAY**

1. One and one-half (1-1/2) times the applicable straight-time rate for the day, shift, work, equipment and classification shall be paid for all work (including repair work and field survey work) performed on Saturday and before a shift begins and after it ends, except when operating equipment servicing a craft that is receiving double time on commercial building construction, in which case double time shall be paid.

2. Overtime. The following rates shall apply on Sundays and holidays and all work before a shift begins and after it ends:

Holidays. Double the applicable straight-time rate shall be paid for all work (including repair, maintenance and field survey work) performed on Sundays and the following holidays: New Year's Day (January 1); Memorial Day (last Monday in May); Independence Day (July 4); Labor Day (1st Monday in September); Nevada Admission Day (last Friday in October); Thanksgiving Day (4th Thursday in November); the day after Thanksgiving Day; and Christmas Day (December 25). Holidays falling on Sunday shall be observed on the following Monday. Holiday hours shall be reckoned on the same basis

as Sunday hours.

Saturday Shift Period. On any shift, Saturday shall be the twenty-four-hour period commencing at 12:00 midnight Friday.

Sunday Shift Period. On any shift, Sunday shall be the twenty-four-hour period commencing at 12:00 midnight Saturday.

3. For hours worked in excess of 12) on any such work day, an Employee shall be paid two (2) times the regular straight-time rate of pay for each hour so worked

| <b>OPERATING ENGINEER -PILEDRIIVER</b> | Union |
|--|-------|
| <u>GROUP CLASSIFICATIONS</u>           |       |
| Group 1                                | 72.56 |
| Group 1 Truck Crane Oiler              | 67.10 |
| Group 1 Oiler                          | 65.18 |
| Group 2                                | 71.02 |
| Group 2 Truck Crane Oiler              | 66.89 |
| Group 2 Oiler                          | 64.98 |
| Group 3                                | 69.57 |
| Group 3 Truck Crane Oiler              | 66.67 |
| Group 3 Oiler                          | 64.75 |
| Group 4                                | 68.06 |
| Group 5                                | 66.95 |
| Group 6                                | 65.84 |
| Group 7                                | 64.88 |
| Group 8                                | 63.92 |
| Add 12.5% to base for "Special" Shift  |       |

**OPERATING ENGINEER**, includes but is not limited to:

Operate one or several types of power construction equipment, such as motor graders, bulldozers, scrapers, compressors, pumps, derricks, shovels, tractors, or front-end loaders to excavate, move, and grade earth, erect structures, or pour concrete or other hard surface pavement.

**ADD ZONE RATE**

In addition to: **OPERATING ENGINEER PILEDRIIVER** rates add the applicable amounts per hour calculated based on a road miles from the Carson City Courthouse or Washoe County Courthouse:

|         |                    |        |
|---------|--------------------|--------|
| Zone 1- | 0 to 75 miles      | \$0.00 |
| Zone 2- | 75 to 150 miles    | \$4.00 |
| Zone 3- | 150 to 300 miles   | \$5.00 |
| Zone 4- | 301 miles and over | \$6.00 |

**ADD PREMIUM PAY**

1. One and one-half (1-1/2) times the applicable straight-time rate for the day, shift, work, equipment and classification shall be paid for all work (including repair work and field survey work) performed on Saturday and before a shift begins and after it ends, except when operating equipment servicing a craft that is receiving double time on commercial building construction, in which case double time shall be paid.

2. Overtime. The following rates shall apply on Sundays and holidays and all work before a shift begins and after it ends:

Holidays. Double the applicable straight-time rate shall be paid for all work (including repair, maintenance and field survey work) performed on Sundays and the following holidays: New Year's Day (January 1); Memorial Day (last Monday in May); Independence Day (July 4); Labor Day (1st Monday in September); Nevada Admission Day (last Friday in October); Thanksgiving Day (4th Thursday in November); the day after Thanksgiving Day; and Christmas Day (December 25). Holidays falling on Sunday shall be observed on the following Monday. Holiday hours shall be reckoned on the same basis as Sunday hours.

Saturday Shift Period. On any shift, Saturday shall be the twenty-four-hour period commencing at 12:00 midnight Friday.

Sunday Shift Period. On any shift, Sunday shall be the twenty-four-hour period commencing at 12:00 midnight Saturday.

3. For hours worked in excess of 12) on any such workday, an Employee shall be paid two (2) times the regular straight-time rate of pay for each hour so worked.

| <b>PAINTER</b>                          | Union                           |
|---|---------------------------------|
| Brush/Roller Painter                    | 43.14                           |
| Spray Painter/Paperhanger               | 44.63                           |
| Sandblaster                             | 44.68                           |
| Structural Steel & Steeplejack          | 44.68                           |
| Swing Stage                             | 45.14                           |
| Special Coating Application-Brush       | 45.19                           |
| Special Coating Application-Spray       | 45.19                           |
| Special Coating Application-Spray Steel | 45.19                           |
| Foreman                                 | \$1.00 above highest Journeyman |

See PAINTER JOB DESCRIPTION

**ADD PREMIUM PAY**

One and one half (1 ½) the regular straight time hourly rate shall be paid:

1. For all hours worked over eight (8) hours in one day or shift unless the Union is notified when four (4) tens (10's) are instituted.
2. For any hours worked on Saturday from midnight to midnight
3. For any work performed in excess of the regular work week of forty (40) hours.

Double the regular straight time hourly rate shall be paid for all time:

1. For any hours worked on Sunday from midnight to midnight
2. For any hours worked on holidays from midnight to midnight

| <b>PILEDRIIVER</b>         | Union |
|----------------------------|-------|
| Piledriver-Journeyman      | 51.76 |
| Piledriver-Welder          | 52.76 |
| Piledriver-Foreman         | 55.11 |
| Piledriver-General Foreman | 58.80 |

|  |                |   |               |   |         |              |        |         |               |        |        |                |        |
|--|----------------|---|---------------|---|---------|--------------|--------|---------|---------------|--------|--------|----------------|--------|
| Tender   | 55.11          |   |               |   |         |              |        |         |               |        |        |                |        |
| Stand-By Diver   | 56.11          |   |               |   |         |              |        |         |               |        |        |                |        |
| Diver-Diving (Wet Pay)   | 93.96          |   |               |   |         |              |        |         |               |        |        |                |        |
| <p><b>PILED RIVER</b>, includes but is not limited to:</p> <ol style="list-style-type: none"> <li>1. Operating pile drivers mounted on skids, barge, crawler, treads or locomotive crane to drive piling as foundations for structures including, without limitation, buildings, bridges and piers;</li> <li>2. Barking, shoeing, splicing, form building, heading, centering, placing, driving, staying, framing, fastening, automatic pile threading, pulling and/or cutting off of piling;</li> <li>3. Fabricating, forming, handling and setting of all such pre-cast, pre-stressed and post-stressed shapes that are an integral part of docks, piers, wharves, bulkheads, jetties, and similar structures;</li> </ol> <p><b>ADD ZONE RATE</b><br/>In addition to PILED RIVER rates add the applicable amounts per hour, calculated from the Washoe County Courthouse:</p> <table> <tr> <td>Zone 1-</td> <td>0 to 75 miles</td> <td>\$0.00 (Road miles from the Washoe County Courthouse)</td> </tr> <tr> <td>Zone 2-</td> <td>75-150 miles</td> <td>\$4.00</td> </tr> <tr> <td>Zone 3-</td> <td>150-300 miles</td> <td>\$5.00</td> </tr> <tr> <td>Zone 4</td> <td>over 300 miles</td> <td>\$6.00</td> </tr> </table> <p><b>ADD PREMIUM PAY:</b></p> <p>First two (2) hours outside the regular constituted shift shall be at the rate of time and one-half (1½X).</p> <p>Saturdays up to the first ten (10) hours shall be at the rate of time and one-half (1½X).<br/>All additional hours and Sundays and holidays shall be the rate of double time (2X).<br/>When working on Sundays and holidays, there will be one dollar and fifty cents (\$1.50) per hour additional paid to Pension Annuity.</p> |                | Zone 1-   | 0 to 75 miles | \$0.00 (Road miles from the Washoe County Courthouse) | Zone 2- | 75-150 miles | \$4.00 | Zone 3- | 150-300 miles | \$5.00 | Zone 4 | over 300 miles | \$6.00 |
| Zone 1-  | 0 to 75 miles  | \$0.00 (Road miles from the Washoe County Courthouse) |               |   |         |              |        |         |               |        |        |                |        |
| Zone 2-  | 75-150 miles   | \$4.00  |               |   |         |              |        |         |               |        |        |                |        |
| Zone 3-  | 150-300 miles  | \$5.00  |               |   |         |              |        |         |               |        |        |                |        |
| Zone 4   | over 300 miles | \$6.00  |               |   |         |              |        |         |               |        |        |                |        |
| <b>PLASTERER</b>   | Union          |   |               |   |         |              |        |         |               |        |        |                |        |
| Plasterer - Journeyman   | 46.82          |   |               |   |         |              |        |         |               |        |        |                |        |
| Plasterer - Foreman  | 49.97          |   |               |   |         |              |        |         |               |        |        |                |        |
| <p>See PLASTERER JOB DESCRIPTION</p> <p><b>ADD ZONE RATES</b><br/>In addition to PLASTERER rates add the applicable amounts per hour, calculated from the South Virginia and Mill Street, Reno, Nevada:</p> <table> <tr> <td>Zone 1-0-70 miles</td> <td>\$0.00</td> </tr> <tr> <td>Zone 2-70 miles and over</td> <td>\$8.00</td> </tr> </table> <p><b>ADD PREMIUM PAY</b></p> <p><b>OVERTIME</b> – Any worked performed over eight (8) hours per day shall be compensated at time and one half the hourly rate. All Sunday and Holiday work shall be paid for at double time.</p> <p><b>NOZZLE MAN</b> – Nozzle man shall receive an additional \$1.50 per hour.<br/><b>FIRST ROD MAN</b> – First Rod Man shall receive an additional \$1.50 per hour.</p>   |                | Zone 1-0-70 miles                                     | \$0.00        | Zone 2-70 miles and over                              | \$8.00  |              |        |         |               |        |        |                |        |
| Zone 1-0-70 miles  | \$0.00         |   |               |   |         |              |        |         |               |        |        |                |        |
| Zone 2-70 miles and over   | \$8.00         |   |               |   |         |              |        |         |               |        |        |                |        |
| <b>PLUMBER/PIPEFITTER</b>  | Union          |   |               |   |         |              |        |         |               |        |        |                |        |
| Plumber/Pipefitter-Journeyman  | 61.15          |   |               |   |         |              |        |         |               |        |        |                |        |

|  |           |
|--|-----------|
| Plumber/Pipefitter-Foreman   | 65.10     |
| Plumber/Pipefitter-General Foreman   | 69.39     |
| <p>See PLUMBER/PIPEFITTER JOB DESCRIPTION</p> <p><b>ADD ZONE RATE</b><br/> In addition to: PLUMBER/PIPEFITTER rates add the applicable amounts per statute air mile radius from the Nevada freeway interchange of Interstate 80 and 580.</p> <p>Zone 1-      0 to 75 miles      \$0.00<br/> Zone 2-      over 75 miles      \$8.00</p> <p>A separate free zone will be established for employees permanently residing and working within a seventy-five (75) statute air mile radius of the Elko, Nevada Post Office.</p> <p>Zone 1-      0 to 75 miles      \$0.00<br/> Zone 2-      over 75 miles      \$8.00</p> <p><b>ADD PREMIUM PAY</b><br/> Premium pay for hours worked in excess of a shift of 8 hours or 12 hours or such other time increment set forth in the Collective Bargaining Agreement or on a weekend or holiday.</p>  |           |
| <b>REFRIGERATION</b>   | Union     |
| Refrigeration  | 55.34     |
| <p>See REFRIGERATION JOB DESCRIPTION</p> <p><b>ADD PREMIUM PAY</b><br/> Premium pay for hours worked in excess of a shift of 8 hours or 12 hours or such other time increment set forth in the Collective Bargaining Agreement or on a weekend or holiday.</p>   |           |
| <b>ROOFER (Does not include sheet metal roofs)</b>   | Non-Union |
| Roofer   | 32.63     |
| <p><b>ROOFER</b></p> <p>Includes but is not limited to:</p> <ol style="list-style-type: none"> <li>1. Installing and covering roofs and structures with slate, asphalt, wood and other related materials, other than sheet metal, by using brushes, knives, punches, hammers and other tools;</li> <li>2. Spraying roofs, sidings and walls with material to bind, seal, insulate or soundproof sections of a structure;</li> <li>3. Installation of all plastic, slate, slag, gravel, asphalt and composition roofing, and rock asphalt mastic when used for damp and waterproofing;</li> <li>4. Installation of all damp resisting preparations when applied on roofs with mop, three-knot brush, roller, swab or spray system;</li> <li>5. All types of preformed panels used in waterproofing;</li> <li>6. Handling, hoisting and storing of all roofing, damp and waterproofing materials;</li> <li>7. The tear-off and/or removal of roofing and roofing materials;</li> </ol> |           |
| <b>SHEET METAL WORKER</b>  |           |



|   |           |
|---|-----------|
|   | Union     |
| Sheet Metal Worker-Journeyman   | 66.45     |
| Sheet Metal Worker-Foreman  | 70.28     |
| Sheet Metal Worker-General Foreman  | 74.10     |
| <p>See SHEET METAL WORKER JOB DESCRIPTION</p> <p><b>ADD ZONE RATE</b><br/> In addition to SHEET METAL rates add the applicable amounts per hour, calculated based on a road from the courthouse in Reno, Nevada:</p> <p>Zone 1- 1 to 75 miles \$0.00 (including the City of Fallon and the Fallon Naval Air Base)<br/> Zone 2- 75 to 100 miles \$5.00<br/> Zone 3- over 100 miles \$10.00 the employee shall be provided reasonable lodging and meal expenses.</p> <p><b>ADD PREMIUM PAY</b><br/> All hourly rates are subject to Over Time (One and one half 1 ½) of the Regular rate:</p> <ol style="list-style-type: none"> <li>For all hours worked over Eight (8) Hours in one day or shift.</li> <li>For the first Eight (8) Hours work on Saturday.</li> </ol> <p>All hourly rates are subject to Double Time of the Regular Rate:</p> <ol style="list-style-type: none"> <li>For all hours worked over Ten (10) Hours in one day or shift.</li> <li>For all hours worked over Eight (8) Hours on Saturday.</li> <li>For all hours worked on Sunday, New Year's Day, President's Day, Memorial Day, Independence Day, Labor Day, Nevada Day, Thanksgiving Day, Day after Thanksgiving, Day before Christmas, and Christmas Day.</li> </ol> |           |
| <b>SOIL TESTER (CERTIFIED)</b>  | Non-Union |
| Soil Tester (Certified)   | 41.59     |
| <b>SOILS AND MATERIALS TESTER</b>   | Non-Union |
| Soils and Materials Tester  | 41.59     |
| <b>SPRINKLER FITTER</b>   | Non-Union |
| Sprinkler Fitter -Journeyman  | 26.27     |
| <p><b>SPRINKLER FITTER</b><br/> Includes but is not limited to:<br/> Installing, dismantling, maintaining, repairing, adjusting and correcting all fire protection and fire control systems, including the installation of piping or tubing, appurtenances and equipment pertaining thereto, including both overhead and underground water mains, fire hydrants, and hydrant mains, standpipes and hose connection to sprinkler systems, sprinkler tank heaters, air lines and thermal systems used in connection with sprinkler and alarm systems.</p>   |           |
| <b>SURVEYOR</b>   | Non-Union |
| Surveyor  | 37.64     |

**SURVEYOR**, includes but is not limited to:

1. Planning ground surveys designed to establish base lines, elevation and other geodetic measurements;
2. Compiling data relevant to the shape, contour, gravitation, location, elevation and dimension of land and land features on or near the surface of the Earth for engineering, map making, mining, land evaluation, construction and other purposes;
3. Surveying bodies of water to determine navigable channels and to secure data for construction of breakwaters, piers and other marine structures;
4. Computing data necessary for driving and connecting underground passages, underground storage and volume of underground deposits.

|                             |       |
|-----------------------------|-------|
| <b>TAPER</b>                | Union |
| Taper                       | 46.99 |
| Taper-Foreman (Up to 7)     | 50.67 |
| Taper-Foreman (More than 8) | 51.67 |

See TAPER JOB DESCRIPTION

**ADD PREMIUM PAY**

One and one half (1 ½) the regular straight time hourly rate shall be paid:

1. For all hours worked over eight (8) hours in one day or shift unless the Union is notified when four (4) tens (10's) are instituted.
2. For any hours worked on Saturday from midnight to midnight

Double the regular straight time hourly rate shall be paid for all time:

1. For any hours worked on Sunday from midnight to midnight
2. For any hours worked on holidays from midnight to midnight

|  |       |
|--|-------|
| <b>TILE SETTER/TERRAZZO WORKER/MARBLE MASON-FINISHER</b> | Union |
| Tile, Terrazzo and Marble Finisher –Journeyman           | 29.32 |
| Tile, Terrazzo and Marble Finisher –Foreman              | 30.57 |
| Tile, Terrazzo and Marble Finisher –General Foreman      | 32.32 |

See TILE SETTER/TERRAZZO WORKER/MARBLE MASON-FINISHER JOB DESCRIPTION

**ADD PREMIUM PAY**

Premium pay for hours worked in excess of a shift of 8 hours or 12 hours or such other time increment set forth in the Collective Bargaining Agreement or on a weekend or holiday.

|   |       |
|---|-------|
| <b>TILE SETTER/TERRAZZO WORKER/MARBLE MASON</b> | Union |
| Tile Setter-Journeyman                          | 39.12 |
| Tile Setter-Foreman                             | 40.37 |
| Tile Setter-General Foreman                     | 42.12 |

|   |                    |         |               |        |         |                 |        |         |                  |        |         |                    |        |
|---|--------------------|---------|---------------|--------|---------|-----------------|--------|---------|------------------|--------|---------|--------------------|--------|
| Terrazzo/Marble Mason-Journeyman  | 40.62              |         |               |        |         |                 |        |         |                  |        |         |                    |        |
| Terrazzo/Marble Mason-Foreman   | 41.87              |         |               |        |         |                 |        |         |                  |        |         |                    |        |
| Terrazzo/Marble Mason-General Foreman   | 43.62              |         |               |        |         |                 |        |         |                  |        |         |                    |        |
| <p>See TILE/TERRAZZO WORKER/MARBLE MASON JOB DESCRIPTION</p> <p><b>ADD ZONE RATE</b><br/> In addition to TILE SETTER/TERRAZZO WORKER/MARBLE MASON rates add the applicable amounts per hour, calculated based on a road miles of over fifty (50) miles from the Washoe County Courthouse in Reno, Nevada:</p> <table> <tr> <td>Zone 1-</td> <td>0-50 Miles</td> <td>\$0.00</td> </tr> <tr> <td>Zone 2-</td> <td>50-75 Miles</td> <td>\$3.75</td> </tr> <tr> <td>Zone 3-</td> <td>Over 75 Miles</td> <td>\$8.13</td> </tr> </table> <p><b>ADD PREMIUM PAY</b><br/> Premium pay for hours worked in excess of a shift of 8 hours or 12 hours or such other time increment set forth in the Collective Bargaining Agreement or on a weekend or holiday.</p>  |                    | Zone 1- | 0-50 Miles    | \$0.00 | Zone 2- | 50-75 Miles     | \$3.75 | Zone 3- | Over 75 Miles    | \$8.13 |         |                    |        |
| Zone 1-   | 0-50 Miles         | \$0.00  |               |        |         |                 |        |         |                  |        |         |                    |        |
| Zone 2-   | 50-75 Miles        | \$3.75  |               |        |         |                 |        |         |                  |        |         |                    |        |
| Zone 3-   | Over 75 Miles      | \$8.13  |               |        |         |                 |        |         |                  |        |         |                    |        |
| <b>TRAFFIC BARRIER ERECTOR</b>  | Union              |         |               |        |         |                 |        |         |                  |        |         |                    |        |
| Traffic Barrier Erector   | 41.93              |         |               |        |         |                 |        |         |                  |        |         |                    |        |
| <p><b>TRAFFIC BARRIER ERECTOR</b>, includes but is not limited to:<br/> Erects or places instruments to provide directional assistance to traffic on or near the public works construction project.</p> <p><b>ADD LABORER ZONE RATE</b><br/> (Highway and Dam Construction only)<br/> In addition to LABORER rates add the applicable amounts per hour, calculated based on a road miles from either the Carson City Courthouse or the Washoe County Courthouse:</p> <table> <tr> <td>Zone 1-</td> <td>0 to 75 miles</td> <td>\$0.00</td> </tr> <tr> <td>Zone 2-</td> <td>75 to 150 miles</td> <td>\$4.00</td> </tr> <tr> <td>Zone 3-</td> <td>150 to 300 miles</td> <td>\$5.00</td> </tr> <tr> <td>Zone 4-</td> <td>300 miles and over</td> <td>\$6.00</td> </tr> </table> <p><b>ADD PREMIUM PAY</b><br/> One and one half (1 ½) the regular straight time hourly rate shall be paid:</p> <ol style="list-style-type: none"> <li>For all hours worked over eight (8) hours in one day or shift.</li> <li>For any hours worked on Saturday from midnight to midnight.</li> </ol> <p>Double the regular straight time hourly rate shall be paid for all time:</p> <ol style="list-style-type: none"> <li>For all hours worked over twelve (12) hours in one day or shift.</li> <li>For any hours worked on Sunday from midnight to midnight.</li> <li>For any hours worked on holidays from midnight to midnight.</li> </ol> |                    | Zone 1- | 0 to 75 miles | \$0.00 | Zone 2- | 75 to 150 miles | \$4.00 | Zone 3- | 150 to 300 miles | \$5.00 | Zone 4- | 300 miles and over | \$6.00 |
| Zone 1-   | 0 to 75 miles      | \$0.00  |               |        |         |                 |        |         |                  |        |         |                    |        |
| Zone 2-   | 75 to 150 miles    | \$4.00  |               |        |         |                 |        |         |                  |        |         |                    |        |
| Zone 3-   | 150 to 300 miles   | \$5.00  |               |        |         |                 |        |         |                  |        |         |                    |        |
| Zone 4-   | 300 miles and over | \$6.00  |               |        |         |                 |        |         |                  |        |         |                    |        |
| <b>TRUCK DRIVER</b>   | Non-Union          |         |               |        |         |                 |        |         |                  |        |         |                    |        |
| <b><u>Dump Trucks (Single or Multiple Units Including Semi's &amp; Double Transfer Units), Dumpcetes and Bulk Cement Spreader)</u></b>  |                    |         |               |        |         |                 |        |         |                  |        |         |                    |        |
| Under 4 yds. (water level)  | 26.90              |         |               |        |         |                 |        |         |                  |        |         |                    |        |

|   |       |
|---|-------|
| 4 yds. & under 8 yds. (water level)   | 26.90 |
| 8 yds. & under 18 yds. (water level)  | 26.90 |
| 18 yds. & under 25 yds. ( water level)  | 26.90 |
| 25 yds. & under 60 yds. (water level)   | 26.90 |
| 60 yds. & under 75 yds. (water level)   | 26.90 |
| 75 yds. & under 100 yds. (water level)  | 26.90 |
| 100 yds. & under 150 yds.(water level)  | 26.90 |
| 150 yds. & under 250 yds. ( water level)  | 26.90 |
| 250 yds. & under 350 yds. (water level)   | 26.90 |
| 350 yds. & over (water level)   | 26.90 |
| <b>Transit Mix</b>  |       |
| Under 8 yds.  | 26.90 |
| 8 yds. & including 12 yds.  | 26.90 |
| Over 12 yds.  | 26.90 |
| <b>Transit Mix (Using Boom)</b>   |       |
| Transit mix with boom shall receive 16 cents per hour above the appropriate yardage classification rate of pay when such boom is used   | 26.90 |
| <b>Water &amp; Jetting Trucks</b>   |       |
| Up to 2,500 gallons   | 26.90 |
| 2,500 gallons & over  | 26.90 |
| DW 20's & 21's & other similar Cat type, Terry, Cobra LeTourneau pulls, Tournerocker, Euclid, & similar type equipment when pulling Aqua/Pak, Water Tank Trailers, & Fuel, and/or Grease Tank Trailer, or other miscellaneous Trailers, (except as defined under "Dump Trucks") | 26.90 |
| Heavy Duty Transport (High Bed)   | 26.90 |
| Heavy Duty Transport(Gooseneck low bed)   | 26.90 |
| Tiltbed or Flatbed Pull Trailers  | 26.90 |
| Bootman, Comb. Bootman & Road Oiler   | 26.90 |
| Flat Rack (2 or 3 axle unit)  | 26.90 |
| <b>Bus &amp; Manhaul Drivers</b>  |       |
| Up to 18,000 lbs. (single unit)   | 26.90 |
| 18,000 lbs. & over (single unit)  | 26.90 |
| Helicopter Pilot (transporting men/materials)   | 26.90 |
| Lift Jitneys  | 26.90 |
| <b>Winch Truck &amp; "A" Frame Drivers</b>  |       |
| Up to 18,000 lbs.   | 26.90 |
| 18,000 lbs. and over  | 26.90 |
| Warehousemen Spotter  | 26.90 |
| Warehouse Clerk   | 26.90 |
| Tire Repairmen  | 26.90 |
| Truck Repairmen   | 26.90 |

|  |           |
|--|-----------|
| Pick Up Truck & Pilot Cars (Jobsite)   | 26.90     |
| Pick Up Truck & Pilot Cars (Over the road)   | 26.90     |
| Truck Oil Greaser  | 26.90     |
| Fuel Truck Driver  | 26.90     |
| Fuel Man & Fuel Island Man   | 26.90     |
| Oil Tanker   | 26.90     |
| Oil Tanker with Pup  | 26.90     |
| Foreman  | 26.90     |
| <b>TRUCK DRIVER</b>  |           |
| Includes but is not limited to:<br>Driving a tractor trailer combination or a truck to transport goods or materials at the site of a public work or between sites of a public work. (Also, see descriptions listed with Truck Driver rates, if any.)   |           |
| <b>WELL DRILLER</b>  | Non-Union |
| Well Driller   | 30.35     |
| <b>WELL DRILLER</b> , includes but is not limited to:  |           |
| <ol style="list-style-type: none"> <li>1. Setting, operating or tending to portable drilling rig machinery and related equipment to drill wells;</li> <li>2. Extending stabilizing jackscrews to support and level a drilling rig;</li> <li>3. Installing water well pumps;</li> <li>4. Drillings wells for industrial water supplies, irrigation water supplies or water supplies for any other purpose; dewatering or other similar purposes; exploration; hole drilling for geologic and hydrologic information; and core drilling for geologic information.</li> </ol> |           |

## GROUP CLASSIFICATIONS

---

LABORER, includes but is not limited to:

**Group 1**

- All cleanup work of debris, grounds, and building including windows and tile
- Dumpmen or Spotter (other than asphalt)
- Handling and Servicing of Flares, Watchmen
- General Laborer
- Guideposts and Highway Signs
- Guardrail Erection and Dismantling
- Limber, Brushloader and Piler
- Pavement Marking and Highway Striping
- Traffic Control Supervisor

**Group 2**

- Choker setter or Rigger (clearing work only) Pittsburgh

- Chipper and similar type brush shredders
- Concrete worker (wet or dry) all concrete work not listed in Group 3
- Crusher or Grizzly Tender
- Greasing Dowels
- Guinea Chaser (Stakemen)
- Panel Forms (wood or metal) handling, cleaning and stripping of Loading and unloading, (Carrying and handling of all rods and material for use in reinforcing concrete
- Railroad Trackmen (maintenance, repair or builders)
- Sloper
- Semi-Skilled Wrecker (salvaging of building materials other than those listed in Group 3)

### **Group 3**

- Asphalt Workers (Ironers, Shovelers, Cutting Machine)
- Buggymobile
- Chainsaw, Faller, Logloader and Bucker
- Compactor (all types)
- Concrete Mixer under 1/2 yard
- Concrete Pan Work (Breadpan type), handling, cleaning\stripping
- Concrete Saw, Chipping, Grinding, Sanding, Vibrator
- Cribbing, Shoring, Lagging, Trench Jacking, Hand-Guided Lagging Hammer
- Curbing or Divider machine
- Curb Setter (precast or cut)
- Ditching Machine (hand-guided)
- Drillers Helper, Chuck Tender
- Form Raiser, Slip Forms
- Grouting of Concrete Walls, Windows and Door Jams
- Headerboardmen
- Jackhammer, Pavement Breaker, Air Spade
- Mastic Worker (wet or dry)
- Pipewrapper, Kettlemen, Potmen, and men applying asphalt, creosote and similar type materials
- All Power Tools (air, gas, or electric), Post Driver
- Riprap-Stonepaver and RockSlinger, including placing of sack concrete wet or dry
- Rototiller
- Rigging and Signaling in connection with Laborers' work
- Sandblaster, Potmen, Gunmen or Nozzlemen
- Vibra-screed
- Skilled Wrecker (removing and salvaging of sash, windows, doors, plumbing and electrical fixtures)

### **Group 4**

- Burning and Welding in connection with Laborers' work
- Joy Drill Model TWM-2A, Gardner Denver Model DN143 and similar type drills (in accordance with Memorandum of Understanding between Laborers and Operating Engineers dated at Miami, Florida, Feb. 3, 1954) and Track Drillers, Diamond Core Drillers, Wagon Drillers, Mechanical Drillers on Multiple Units
- High scalers
- Concrete pump operator

- Heavy Duty Vibrator with Stinger 5" diameter or over
- Pipelayer, Caulker and Bander
- Pipelayer-waterline, Sewerline, Gasoline, Conduit
- Cleaning of Utility Lines
- Slip Lining of Utility Lines (including operation of Equipment)
- TV Monitoring and Grouting of Utility Lines
- Asphalt Rakers

**Group 4A**

- Foreman

**Group 5**

- Construction Specialists
- Blasters and Powdermen, all work of loading, placing, and blasting of all powder and explosives of any type, regardless of method used for such loading and placing  
Asbestos removal
- Lead abatement
- Hazardous waste
- Material removal

**Group 6**

- Guniting Foremen, Nozzlemen, Rodmen, Gunmen, Materialmen, Reboundmen

**OPERATING ENGINEER, includes but is not limited to:**

**Group 1**

- Engineer Assistant

**Group 1A**

- Heavy Duty Repairman Helper
- Oiler
- Parts man

**Group 2**

- Compressor Operator
- Material Loader and/or Conveyor Operator (handling building materials)
- Pump Operator

**Group 3**

- Bobcat or similar loader, 1/4 cu. yd. or less
- Concrete Curing Machines (streets, highways, airports, canals)
- Conveyor Belt Operator (tunnel)
- Forklift (under 20)
- Engine Generating Plant (500 K.W.)
- Mixer Box Operator (concrete plant)
- Motorman
- Rotomist Operator
- Oiler (truck crane)

#### **Group 4**

- Concrete Mixer Operator, Skip type
- Dinky Operator
- Forklift (20' or over) or Lumber Stacker
- Ross Carrier
- Skip Loader Operator (under one (1) cu. yd.)
- Tie Spacer

#### **Group 5**

- Concrete Mixers (over one (1) cu. yd.)
- Concrete Pumps or Pumpcrete Guns
- Elevator and Material Hoist (one (1) drum)
- Groundman for Asphalt Milling and similar

#### **Group 6**

- Auger type drilling equipment up to and including 30 ft. depth digging capacity M.R.C.
- Boom Truck or Dual-Purpose a-Frame Truck
- B.L.H. Lima Road Pactor or similar
- Chip Box Spreader (Flaherty type or similar)
- Concrete Batch Plant (wet or dry)
- Concrete Saws (highways, streets, airports, canals)
- Locomotives (over thirty (30) tons)
- Maginnis International Full Slab Vibrator (airports, highways, canals and warehouses)
- Mechanical Finishers (concrete) (Clary, Johnson, Bidwell Bridge Deck or similar types)
- Mechanical Burn, Curb and/or Curb and Gutter Machine (concrete or asphalt)
- Pavement Breaker, Truck Mounted, with compressor combination
- Pavement Breaker or Tamper (with or without compressor combination)
- Power Jumbo Operator (setting slip-forms, etc., in tunnels)
- Roller Operator (except asphalt)
- Self-Propelled Tape Machine
- Self-Propelled Compactor (single engine)
- Self-Propelled Power Sweeper Operator
- Slip-Form Pump (power-driven by hydraulic, electric, air, gas, etc. lifting device for concrete forms)
- Small Rubber-Tired Tractors
- Snooper Crane, Paxton-Mitchell or similar
- Stationary Pipe Wrapping, Cleaning and Bending Machine Operator

#### **Group 7**

- Auger type drilling equipment over 30 ft. depth digging capacity M.R.C.
- Compressor (over 2)
- Concrete Conveyor or Concrete Pump, truck or equipment mounted (any assistance required shall be performed by an Assistant to Engineer) Boom length to apply Concrete Conveyor, Building Site
- Drilling and Boring Machine, vertical and horizontal (not to apply to waterliners, wagon drills or jack hammers)
- Crusher Plant Engineer
- Generators



- Kolman Loader
- Material Hoist (two (2) or more drums)
- Mine or Shaft Hoist
- Pipe Bending Machines (pipeline only)
- Pipe Cleaning Machines (tractor-propelled and supported)
- Pipe Wrapping Machines (tractor-propelled and supported)
- Portable Crushing and Screening Plants
- Post Driller And/Or Driver
- Pumps (over 2)
- Screedman (except asphaltic or concrete paving)
- Self-Propelled Boom-Type Lifting Device (center mount) (on ten (10) ton capacity or less)
- Slusher Operator
- Surface Heater and Planer Operator
- Trenching Machine (maximum digging capacity three (3) ft. depth) (Any assistance in the operation, if needed, shall be performed by an Assistant to Engineer)
- Truck-Type Loader
- Welding Machines (gasoline or diesel)

#### **Group 8**

- Asphalt Plant Engineer
- Asphalt Milling Machine
- Cast-In-Place Pipe-Laying Machine
- Combination Slusher and Motor Operator
- Concrete Batch Plant (multiple units)
- Dozer Operator
- Drill Doctor
- Elevating Grader Operator
- Grooving and Grinding Machine (highways)
- Ken Seal Operator
- Loader (up to and including two and one-half (2 1/2) cu. yds)
- Mechanical Trench Shield
- Mechanical Finishers or Spreader Machine (asphalt, Barber-Greene or similar)
- Mixermobile
- Push Cats
- Road Oil Mixing Machine Operator Wood-Mixer (and other similar Pugmill equipment)
- Roller Operator (asphalt)
- Rubber-Tired Earthmoving Equipment (up to and including thirty-five (35) cu. yds. "struck " M.R.C., Euclids, T-Pulls, DW10, 20, 21 and similar)
- Screedman (Barber-Greene and similar) (asphaltic or concrete paving)
- Self-Propelled Compactors with Dozer; Hyster 450, Cat 825 or similar
- Sheepfoot
- Small Tractor (with boom)
- Soil Stabilizer (P & H or equal)
- Timber Skidder (rubber-tired) or similar equipment
- Tractor-Drawn Scraper
- Tractor Operator
- Tractor-Mounted Compressor Drill Combination
- Trenching Machine Operator (over three (3) feet depth)

- Tri-Batch Paver
- Tunnel Badger or Tunnel Boring Machine Operator
- Tunnel Mole Boring Machine
- Vermeer T-600b Rock Cutter

#### **Group 9**

- Chicago Boom
- Combination Backhoe and Loader (up to and including 3/8 cu. yd.)
- Combination Mixer and Compressor (gunite)
- Heavy Duty Repairman and/or Welder
- Lull Hi-Lift (twenty (20) feet or over)
- Mucking Machine
- Sub-Grader (Gurries or other types)
- Tractor (with Boom) (D6 or larger)
- Track-Laying-Type Earthmoving Machine (single engine with tandem scrapers)

#### **Group 10**

- Boom-Type Backfilling Machine
- Bridge Crane
- Cary-Lift or similar
- Chemical Grouting Machine
- Derricks (two (2) Group 10 Operators required when swing engine remote from hoist)
- Derrick Barges (except excavation work)
- Euclid Loader and similar types
- Heavy Duty Rotary Drill Rigs
- Lift-Slab (Vagtborg and similar types)
- Loader (over two and one-half (2 1/2 cu. yds. up to and including four (4) cu. yds.)
- Locomotive (over one hundred (100) tons, single or multiple units)
- Multiple-Engine Earthmoving Machines (Euclid Dozers, etc.)
- Pre-Stress Wire Wrapping Machine
- Rubber-Tired Scraper, Self-Loading
- Single-Engine Scraper (over thirty-five (35) cu. yds.)
- Shuttle Car (Reclaim Station)
- Train Loading Station
- Trenching Machine multi-engine with sloping attachments (Jefco or similar)
- Vacuum Cooling Plant
- Whirley Crane (up to and including twenty-five (25) tons)

#### **Group 10A**

- Backhoe-Hydraulic (up to and including one (1) cu. yd.)
- Backhoe (up to and including one (1) cu. yd.) (Cable)
- CMI Dual Lane Auto-Grader SP30 or similar type
- Cranes (not over twenty-five (25) tons) (hammerhead and gantry)
- Finish Blade
- Gradalls (up to and including one (1) cu. yd.)
- Motor Patrol Operator
- Power Shovels, Clamshells, Draglines, Cranes (up to and including one (1) cu. yd.)
- Rubber-Tired Scraper, Self-Loading (twin engine)

- Self-Propelled Boom-Type Lifting Device, center mount (over 10 tons up to and including 25 tons)

#### **Group 11**

- Automatic Asphalt or Concrete Slip-Form Paver
- Automatic Railroad Car Dumper
- Canal Trimmer
- Cary Lift, Campbell or similar type
- Cranes (over twenty-five (25) tons)
- Euclid Loader when controlled from the Pullcat
- Gradesetter, Grade Checker
- Highline Cableway Operator
- Loader (over four (4) cu. yds. up to and including twelve (12) cu. yds.)
- Multi-Engine Earthmoving Equipment (up to and including seventy-five (75) cu. yds. struck m.r.c.)
- Multi-Engine Scrapers (when used to Push Pull)
- Power Shovels, Clamshells, Draglines, Backhoes Gradalls (over one (1) cu. yd. and up to and including seven (7) cu. yds. m.r.c.)
- Self-Propelled Boom-Type Lifting Device (center mount) (over 25 tons m.r.c.)
- Self-Propelled Compactor (with multiple-propulsion power units)
- Single-Engine Rubber-Tired Earthmoving Machine, with Tandem Scraper
- Slip-Form Paver (concrete or asphalt)
- Tandem Cats and Scraper
- Tower Crane Mobile (including Rail Mount)
- Truck Mounted Hydraulic Crane when remote control equipped (over 10 tons up to and including 25 tons)
- Universal Liebherr and Tower Cranes (and similar types)
- Wheel Excavator (up to and including seven hundred fifty (750) cu. yds. per hour)
- Whirley Cranes (over twenty-five (25) tons)

#### **Group 11A**

- Band Wagons (in conjunction with Wheel Excavators)
- Operator of Helicopter when used in construction work)
- Loader (over twelve (12) cu. yds.)
- Multi-Engine Earthmoving Equipment (over seventy-five (75) cu. yds. "struck" m.r.c.)
- Power Shovels, Clamshells, Draglines, Backhoes, and Gradalls (over seven (7) cu. yds. m.r.c.)
- Remote-Controlled Earth Moving Equipment
- Wheel Excavator (over seven hundred fifty (750) cu. yds. per hour)

#### **Group 11B**

- Holland Loader or similar or Loader (over 18 cu. yds.)

### **OPERATING ENGINEERS - Steel Fabricator & Erector**

#### **Group 1**

- Cranes over 100 tons
- Derrick over 100 tons
- Self-Propelled Boom Type Lifting Devices over 100 tons

**Group 2**

- Cranes over 45 tons up to and including 100 tons
- Derrick, 100 tons and under
- Self-Propelled Boom Type Lifting Device, over 45 tons
- Tower Crane

**Group 3**

- Cranes, 45 tons and under
- Self-Propelled Boom Type Lifting Device, 45 tons and under

**Group 4**

- Chicago Boom
- Forklift, 10 tons and over
- Heavy Duty Repairman/Welder

**Group 5**

- Boom Cat
- 

**OPERATING ENGINEER -PILEDRIIVER**

**Group 1**

- Derrick Barge Pedestal mounted over 100 tons
- Clamshells over 7 cu. yds.
- Self-Propelled Boom Type Lifting Device, over 100 tons
- Truck Crane or Crawler, land or barge mounted over 100 tons

**Group 2**

- Derrick Barge Pedestal mounted 45 tons up to and including 100 tons
- Clamshells up to and including 7 cu. yds.
- Self-Propelled Boom Type Lifting Device over 45 tons
- Truck Crane or Crawler, land or barge mounted, over 45 tons up to and including 100 tons

**Group 3**

- Derrick Barge Pedestal mounted under 45 tons
- Self-Propelled Boom Type Lifting Device 45 tons and under
- Skid/Scow Piledriver, any tonnage
- Truck Crane or Crawler, land or barge mounted 45 tons and under

**Group 4**

- Assistant Operator in lieu of Assistant to Engineer
- Forklift, 10 tons and over
- Heavy Duty Repairman/Welder

**Group 5**

No current classification

**Group 6**

- Deck Engineer

**Group 7**

No current classification

**Group 8**

- Deckhand
  - Fireman
-

*This page intentionally left blank.*



State of Nevada Department of Business & Industry

# Office of the Labor Commissioner

NV<sup>897</sup>

[Agencies](#) [Jobs](#)

ENHANCED BY Google

Search This Site  Search All Sites

ADA Assistance



## 2020-2021 PREVAILING WAGE RATE AMENDMENT 1

### Amendment 1

- AMENDMENT 1
- Classification – Ironworker (Travel reimbursement removed)
- County – ALL REGIONS
- Effective – October 1, 2020

The following represents the amended wage rates.

| <b>IRON WORKER</b>         | Union |
|----------------------------|-------|
| Ironworker-Journeyman      | 74.49 |
| Ironworker-Foreman         | 78.59 |
| Ironworker-General Foreman | 83.10 |

See IRON WORKER JOB DESCRIPTION

#### ADD ZONE RATE

In addition to Iron Worker rates add the applicable amounts per day, calculated based on a road mile from the Las Vegas City Hall.

|                            |        |
|----------------------------|--------|
| Zone 1- 60 - 75 Miles      | \$3.13 |
| Zone 2- 75 - 100 Miles     | \$6.26 |
| Zone 3- 100 miles and over | \$7.50 |

#### ADD PREMIUM PAY

One and one half (1X) the regular straight time hourly rate shall be paid:

1. For the first two (2) hours worked in excess of eight (8) on a regular workday Monday-Friday
2. For the first eight (8) hours on Saturday

Double the regular straight time hourly rate shall be paid for all time:

1. For all hours worked over ten (10) hours in one day or shift.
2. For any hours worked on Sunday.
3. For all hours worked over eight (8) on Saturday
4. For all hours worked on Holidays

#### Shift Pay

1. 2nd shift add 6% of hourly wage
2. 3rd shift add 13% of hourly wage
3. Dedicated shift add 6% of hourly wage





THE TWO (2) LOWEST RESPONSIVE BIDDERS WILL BE REQUIRED TO COMPLETE AND SUBMIT THIS FORM WITHIN TWO (2) DAYS OF BID OPENING.



**INCLINE VILLAGE GENERAL IMPROVEMENT DISTRICT**  
**Public Works Department**

**Project Workforce Checklist**

**For Compliance with SB207, the Nevada Apprenticeship Utilization Act, 2019**

Project No.: \_\_\_\_\_ Contractor: \_\_\_\_\_

| Craft/Type of Work   | More than 3 Employees Anticipated?  | Do You Anticipate Needing Waiver?#                       |
|--|---|--|
| Air Balance Technician   | Yes <input type="checkbox"/> No <input type="checkbox"/> N/A <input type="checkbox"/> | Yes <input type="checkbox"/> No <input type="checkbox"/> |
| Alarm Installer  | Yes <input type="checkbox"/> No <input type="checkbox"/> N/A <input type="checkbox"/> | Yes <input type="checkbox"/> No <input type="checkbox"/> |
| Boilermaker  | Yes <input type="checkbox"/> No <input type="checkbox"/> N/A <input type="checkbox"/> | Yes <input type="checkbox"/> No <input type="checkbox"/> |
| Bricklayer (can also include Tile Setter, Terrazzo Workers and Marble Masons)  | Yes <input type="checkbox"/> No <input type="checkbox"/> N/A <input type="checkbox"/> | Yes <input type="checkbox"/> No <input type="checkbox"/> |
| Carpenter (can also include Cement Masons, Floor Coverer, Millwright and Piledriver (non-equipment), Plasterers and Terrazzo Workers)  | Yes <input type="checkbox"/> No <input type="checkbox"/> N/A <input type="checkbox"/> | Yes <input type="checkbox"/> No <input type="checkbox"/> |
| Cement Mason   | Yes <input type="checkbox"/> No <input type="checkbox"/> N/A <input type="checkbox"/> | Yes <input type="checkbox"/> No <input type="checkbox"/> |
| Electrician (includes Communication Technician, Line, Neon Sign and Wireman. Can also include Alarm Installer)   | Yes <input type="checkbox"/> No <input type="checkbox"/> N/A <input type="checkbox"/> | Yes <input type="checkbox"/> No <input type="checkbox"/> |
| Elevator Constructor   | Yes <input type="checkbox"/> No <input type="checkbox"/> N/A <input type="checkbox"/> | Yes <input type="checkbox"/> No <input type="checkbox"/> |
| Fence Erector  | Yes <input type="checkbox"/> No <input type="checkbox"/> N/A <input type="checkbox"/> | Yes <input type="checkbox"/> No <input type="checkbox"/> |
| Flag Person  | Yes <input type="checkbox"/> No <input type="checkbox"/> N/A <input type="checkbox"/> | Yes <input type="checkbox"/> No <input type="checkbox"/> |
| Floor Coverer  | Yes <input type="checkbox"/> No <input type="checkbox"/> N/A <input type="checkbox"/> | Yes <input type="checkbox"/> No <input type="checkbox"/> |
| Glazier (See also Painters and Allied Trades)  | Yes <input type="checkbox"/> No <input type="checkbox"/> N/A <input type="checkbox"/> | Yes <input type="checkbox"/> No <input type="checkbox"/> |
| Highway Striper  | Yes <input type="checkbox"/> No <input type="checkbox"/> N/A <input type="checkbox"/> | Yes <input type="checkbox"/> No <input type="checkbox"/> |
| Hod Carrier (includes Brick-Mason Tender and Plaster Tender)   | Yes <input type="checkbox"/> No <input type="checkbox"/> N/A <input type="checkbox"/> | Yes <input type="checkbox"/> No <input type="checkbox"/> |
| Iron Worker [can also include Fence Erectors (steel/iron)]   | Yes <input type="checkbox"/> No <input type="checkbox"/> N/A <input type="checkbox"/> | Yes <input type="checkbox"/> No <input type="checkbox"/> |
| Laborer [can also include Fence Erector (non-steel/iron), Flag Person, Highway Striper and Traffic Barrier Erector]  | Yes <input type="checkbox"/> No <input type="checkbox"/> N/A <input type="checkbox"/> | Yes <input type="checkbox"/> No <input type="checkbox"/> |
| Lubrication and Service Engineer   | Yes <input type="checkbox"/> No <input type="checkbox"/> N/A <input type="checkbox"/> | Yes <input type="checkbox"/> No <input type="checkbox"/> |
| Mason (can also include Cement, Plasterer, Tile Setter, Terrazzo Workers and Marble Masons)  | Yes <input type="checkbox"/> No <input type="checkbox"/> N/A <input type="checkbox"/> | Yes <input type="checkbox"/> No <input type="checkbox"/> |
| Mechanical Insulator   | Yes <input type="checkbox"/> No <input type="checkbox"/> N/A <input type="checkbox"/> | Yes <input type="checkbox"/> No <input type="checkbox"/> |
| Millwright   | Yes <input type="checkbox"/> No <input type="checkbox"/> N/A <input type="checkbox"/> | Yes <input type="checkbox"/> No <input type="checkbox"/> |
| Operating Engineer [can also include Equipment Greaser, Piledriver, Soils & Material Tester, Steel Fabricator/Erector (equipment) and Surveyor (non-licensed), and Well Driller] | Yes <input type="checkbox"/> No <input type="checkbox"/> N/A <input type="checkbox"/> | Yes <input type="checkbox"/> No <input type="checkbox"/> |
| Painters and Allied Trades (can also include Glaziers, Floor Coverers and Tapers)  | Yes <input type="checkbox"/> No <input type="checkbox"/> N/A <input type="checkbox"/> | Yes <input type="checkbox"/> No <input type="checkbox"/> |
| Piledriver (Non-Equipment)   | Yes <input type="checkbox"/> No <input type="checkbox"/> N/A <input type="checkbox"/> | Yes <input type="checkbox"/> No <input type="checkbox"/> |

Continued...

| Craft/Type of Work   | More than 3 Employees Anticipated?  | Do You Anticipate Needing Waiver?†                       |
|--|---|--|
| Plasterer  | Yes <input type="checkbox"/> No <input type="checkbox"/> N/A <input type="checkbox"/> | Yes <input type="checkbox"/> No <input type="checkbox"/> |
| Plumber/Pipefitter   | Yes <input type="checkbox"/> No <input type="checkbox"/> N/A <input type="checkbox"/> | Yes <input type="checkbox"/> No <input type="checkbox"/> |
| Refrigeration  | Yes <input type="checkbox"/> No <input type="checkbox"/> N/A <input type="checkbox"/> | Yes <input type="checkbox"/> No <input type="checkbox"/> |
| Rofer (not sheet metal)                                      | Yes <input type="checkbox"/> No <input type="checkbox"/> N/A <input type="checkbox"/> | Yes <input type="checkbox"/> No <input type="checkbox"/> |
| Sheet Metal Worker (can also include Air Balance Technician) | Yes <input type="checkbox"/> No <input type="checkbox"/> N/A <input type="checkbox"/> | Yes <input type="checkbox"/> No <input type="checkbox"/> |
| Soils & Materials Tester (includes Certified Soil Tester)    | Yes <input type="checkbox"/> No <input type="checkbox"/> N/A <input type="checkbox"/> | Yes <input type="checkbox"/> No <input type="checkbox"/> |
| Sprinkler Fitter   | Yes <input type="checkbox"/> No <input type="checkbox"/> N/A <input type="checkbox"/> | Yes <input type="checkbox"/> No <input type="checkbox"/> |
| Surveyor (non-licensed)                                      | Yes <input type="checkbox"/> No <input type="checkbox"/> N/A <input type="checkbox"/> | Yes <input type="checkbox"/> No <input type="checkbox"/> |
| Taper  | Yes <input type="checkbox"/> No <input type="checkbox"/> N/A <input type="checkbox"/> | Yes <input type="checkbox"/> No <input type="checkbox"/> |
| Tile/Terrazzo Worker, Marble Mason                           | Yes <input type="checkbox"/> No <input type="checkbox"/> N/A <input type="checkbox"/> | Yes <input type="checkbox"/> No <input type="checkbox"/> |
| Traffic Barrier Erector                                      | Yes <input type="checkbox"/> No <input type="checkbox"/> N/A <input type="checkbox"/> | Yes <input type="checkbox"/> No <input type="checkbox"/> |
| Truck Driver   | Yes <input type="checkbox"/> No <input type="checkbox"/> N/A <input type="checkbox"/> | Yes <input type="checkbox"/> No <input type="checkbox"/> |
| Well Driller (see also Operating Engineer)                   | Yes <input type="checkbox"/> No <input type="checkbox"/> N/A <input type="checkbox"/> | Yes <input type="checkbox"/> No <input type="checkbox"/> |
| *Other:  | Yes <input type="checkbox"/> No <input type="checkbox"/> N/A <input type="checkbox"/> | Yes <input type="checkbox"/> No <input type="checkbox"/> |
|  | Yes <input type="checkbox"/> No <input type="checkbox"/> N/A <input type="checkbox"/> | Yes <input type="checkbox"/> No <input type="checkbox"/> |
|  | Yes <input type="checkbox"/> No <input type="checkbox"/> N/A <input type="checkbox"/> | Yes <input type="checkbox"/> No <input type="checkbox"/> |
|  | Yes <input type="checkbox"/> No <input type="checkbox"/> N/A <input type="checkbox"/> | Yes <input type="checkbox"/> No <input type="checkbox"/> |

† Pursuant to the Labor Commissioner's November 27, 2019 Advisory Opinion, waivers are not required in those crafts/types of work where no recognized apprenticeship program exists in the region where the public work is located. Contractor is responsible for verifying whether recognized apprenticeship programs exist in the region for each craft/type of work to be performed.

\* Contractor is responsible for ensuring all crafts/types of work to be performed on the public work are accounted for on this checklist. Attach additional pages if needed.

On behalf of the Contractor listed herein, I affirm that I am fully authorized to acknowledge the anticipated workforce, and acknowledge that changes to the anticipated workforce which may have an impact on compliance with the Nevada Apprenticeship Utilization Act, 2019, will require the submittal of a revised form within ten (10) working days of such change.

Company Name: \_\_\_\_\_

Signed: \_\_\_\_\_

Name and Title: \_\_\_\_\_

Date: \_\_\_\_\_

## APPRENTICESHIP UTILIZATION ACT – SENATE BILL 207 (2019)

The Legislature hereby finds and declares that: 1. A skilled workforce in construction is essential to the economic well-being of this State; 2. Apprenticeship programs are a proven method of training a skilled workforce in construction; and 3. Requiring the use of apprentices on the construction of public works will ensure the availability of a skilled workforce in construction in the future for this State.

Sec. 1.7. 1. Notwithstanding any other provision of this chapter and except as otherwise provided in this section, a contractor or subcontractor engaged in vertical construction who employs a worker on a public work pursuant to NRS 338.040 shall use one or more apprentices for at least 10 percent of the total hours of labor worked for each apprenticed craft or type of work to be performed on the public work for which more than three workers are employed.

2. Notwithstanding any other provision of this chapter and except as otherwise provided in this section, a contractor or subcontractor engaged in horizontal construction who employs a worker on a public work pursuant to NRS 338.040 shall use one or more apprentices for at least 3 percent of the total hours of labor worked for each apprenticed craft or type of work to be performed on the public work for which more than three workers are employed.

**Horizontal Construction** NRS 338.010 - Subdivision 13. “Horizontal Construction” means the construction of any fixed work, including any irrigation, drainage, water supply, flood control, harbor, railroad, highway, tunnel, airport or airway, sewer, sewage disposal plant or water treatment facility and any ancillary vertical components thereof, bridge, inland waterway, pipeline for the transmission of petroleum or any other liquid or gaseous substance, pier, and work incidental thereto. The term does not include vertical construction, the construction of any terminal or other building of an airport or airway, or the construction of any other building.

**Vertical Construction** NRS 338.010 - Subdivision 24. “Vertical Construction” means the construction or remodeling of any building, structure or other improvement that is predominantly vertical, including, without limitation, a building, structure or improvement for the support, shelter and enclosure of persons, animals, chattels or movable property of any kind, and any improvement appurtenant thereto.

**Complex or Hazardous Work** - The Labor Commissioner will view complex and hazardous work to include, but not be limited to, work performed on a public work project that is traditionally not performed by Apprentices pursuant to their Apprentice Agreement, Collective Bargaining Agreement, and/or any other written justification demonstrating that the work to be performed should not be performed by Apprentices.

A Public Body/Awarding Body, upon the request of a contractor or subcontractor, **MAY** submit a request for a modification or waiver of the percentage of hours of labor of one or more apprentices prior to (1) the bid advertisement; (2) the bid opening; or (3) the award of the contract if, “Good Cause” exists. The Labor Commissioner may also grant a waiver from the requirements of SB 207 after work on the public work has commenced.

Sample Forms and information on SB 207 can be found at:

[http://labor.nv.gov/Apprenticeship\\_Utilization\\_Act/Apprenticeship\\_Utilization\\_Act/](http://labor.nv.gov/Apprenticeship_Utilization_Act/Apprenticeship_Utilization_Act/)

Additional information on Public Works Projects and Prevailing Wages by region can be found at [www.labor.nv.gov](http://www.labor.nv.gov) or by following the links below.

[http://labor.nv.gov/PrevailingWage/Public\\_Works\\_Prevailing\\_Wages/](http://labor.nv.gov/PrevailingWage/Public_Works_Prevailing_Wages/)

<http://labor.nv.gov/uploadedFiles/labornv.gov/content/home/features/PWP%20Handbook%20June%202019.pdf>

## GUIDELINES FOR AWARDING BODIES AND CONTRACTORS/SUBCONTRACTORS

1. Senate Bill 207 applies to Public Works Projects (NRS 338.010 – Subdivision 23) over \$100,000. (Exemptions may apply – See NRS sections 338.011 and 338.090.)
2. For each Public Works Project (PWP) Bid Advertisement, Bid Opening, and Contract, the Public Body/Awarding Body should include the requirements of Senate Bill 207. The Public Body/Awarding Body should also determine if the PWP requires the performance of uniquely complex or hazardous work.
3. Contractors/Subcontractors should determine if they can meet the Apprentice % requirements set forth in SB 207 or need to request Apprentices from a Registered Apprenticeship Program. Contractors/Subcontractors can request Apprentices using the Apprentice Request Form or request Apprentices in writing from a Registered Apprenticeship Program. (*Written documentation will be required by the Labor Commissioner if a Request for Waiver is submitted.*)
4. If the Apprentice Request is approved and Apprentices are dispatched, an Apprentice Agreement may need to be executed between the Registered Apprenticeship Program and the Contractor/Subcontractor.
5. Apprentice Issues - Issues and/or complaints regarding the qualifications and/or work of an Apprentice that is dispatched should be directed to the Registered Apprenticeship Program or the State of Nevada Apprenticeship Council. Please follow link <http://owinn.nv.gov/Apprenticeship/AboutSAC/>.
6. A Request for Waiver **MAY** be submitted by the **PUBLIC BODY/AWARDING BODY** to the Office of the Labor Commissioner if: (1) No Registered Apprentice Programs exist in the jurisdiction for the craft/type of work required for the PWP; (2) A request for Apprentices was denied or not acted upon within 5 business days; or (3) The PWP requires the performance of uniquely complex or hazardous work.
7. **ONLY THE PUBLIC BODY/AWARDING BODY CAN SUBMIT A REQUEST FOR WAIVER. REQUESTS FOR WAIVERS SHOULD BE SUBMITTED AS SOON AS POSSIBLE.**
8. Within 15 days of receipt of the Request for Waiver, the Office of the Labor Commissioner will issue a Decision/Determination granting or denying the Request for Waiver on the form that was submitted.
9. The Public Body/Awarding Body, Contractor, or Subcontractor can appeal the Decision/Determination within 10 days of issuance.
10. The Public Body/Awarding Body shall monitor the PWP consistent with the laws and regulations set forth in Nevada Revised Statutes (NRS) section 338 and Nevada Administrative Code (NAC) section 338. If a Waiver has not been granted the Public Body/Awarding Body shall ensure that certified payroll reports and any other required documentation are submitted and maintained demonstrating compliance with SB 207.

### **For additional information please contact us at:**

Office of the Labor Commissioner  
1818 College Parkway, Suite 102  
Carson City, NV 89706 775-684-1890

[AUA@labor.nv.gov](mailto:AUA@labor.nv.gov)

Office of the Labor Commissioner  
3300 W. Sahara Avenue, Suite 225  
Las Vegas, NV 89102 702-486-2650

[AUA@labor.nv.gov](mailto:AUA@labor.nv.gov)

TOLL FREE: 1-800-992-0900 Ext. 4850 - [www.labor.nv.gov](http://www.labor.nv.gov)

INCLINE VILLAGE GENERAL IMPROVEMENT DISTRICT  
RECREATION CENTER  
LOCKER ROOM MODERNIZATION

PROJECT: RECREATION CENTER LOCKER ROOM MODERNIZATION

OWNER: Incline Village General Improvement District  
893 Southwood Blvd.  
Incline Village, NV 89451  
Mr. Andrew Haney  
775-745-7074

OWNER'S CONSULTANTS:

ARCHITECT:  
Ward-Young Architects  
12010 Donner Pass Road  
Truckee, CA 96161  
Mr. Ron Larkins  
(530) 587-3859



ARCHITECT'S CONSULTANTS:

MECHANICAL AND ELECTRICAL ENGINEER:  
Sugarpine Engineering, Inc.  
12710 Northwoods Blvd., Suite 3  
Truckee, CA 96161  
Mr. Mark Schlosser  
(530) 214-0859

*This page intentionally left blank.*

INCLINE VILLAGE GENERAL IMPROVEMENT DISTRICT  
RECREATION CENTER  
LOCKER ROOM MODERNIZATION

SECTION 011400 - WORK SEQUENCE

PART 1 - GENERAL

1.1 SCOPE

- A. The work under the contract includes the modernization of the IVGID Recreation Center Locker Rooms. The construction will have impacts on the users of the Recreation Center, parking lot, and potentially the recreational amenities that operate on or adjacent to the Recreation Center. This section provides work sequencing requirements intended to mitigate these impacts.
- B. This Section includes the following:
  - 1. General work requirements.
  - 2. Coordination with Recreation Center operations.

1.2 SUBMITTALS

- A. Submit the following information as required elsewhere in these Specifications showing compliance with the requirements of this Section, General Conditions, and Supplementary Conditions:
  - 1. Construction Schedule.

PART 2 - PRODUCTS (NOT USED)

PART 3 - EXECUTION

3.1 GENERAL

- A. The Contractor is solely responsible for developing the construction schedule and sequence of work, within the constraints specified in these Specifications and on the Contract Drawings.
- B. The Contractor shall perform the work in such a manner so as to cause the least practicable disruption to Recreation Center operations and adjacent facilities.
- C. Limit the amount of construction disturbance and materials stored onsite at one time.
- D. The Contractor shall pay special attention to noise and dust control measures to reduce nuisance impacts to Recreation Center users. The Contractor is responsible for preventing migratory dust and debris 24 hours a day for the duration of the project. Contractor shall provide adequate measures to prevent impacts to the Recreation

INCLINE VILLAGE GENERAL IMPROVEMENT DISTRICT  
RECREATION CENTER  
LOCKER ROOM MODERNIZATION

Center Lobby. The District will strictly enforce the dust/debris control and noise control provisions of these specifications.

3.2 PROJECT ACCESS AND STAGING

- A. Project access shall be through the lower level entrances of the Recreation Center.
  - 1. The pathways outside the project area will remain open to the public throughout construction.
  - 2. When transporting material and equipment on site the Contractor shall operate with the highest level of caution. If equipment is used to transport materials, the Contractor shall have flaggers in the front and rear to warn all users.
- B. Project staging shall be in the existing Recreation Center parking lot. Parking stalls along the west side of the parking lot can be reserved for Contractor parking and staging.
  - 1. It is the Contractor's responsibility to adequately secure all materials stored on site (indoors and outdoors).

3.3 COORDINATION WITH RECREATION CENTER OPERATIONS

- A. The IVGID Recreation Center shall remain open and fully operational throughout construction. Impacts are expected and shall be fully and timely communicated to the District.
- B. All construction work shall be coordinated with the District's Project Manager and the Recreation Center Manager. Any parking impacts, pedestrian detours, major deliveries, utility disruptions, or any other impacts to recreation center operations shall be communicated to the Recreation Center Manager at least 48 hours ahead of their occurrence, unless greater notification is required elsewhere in these specifications.
- C. Contractor shall only access the project area through entrances on the lower level. Contractor access through the lobby area and across the pool deck is restricted. If traffic through these areas creates any issues for Rec Center staff access may be prohibited.
- D. Pathway detours shall be clearly signed and delineated and safely isolated from construction activities.
- E. Parking is limited on IVGID properties. Contractor and sub-contractor employees shall limit the number of vehicles on-site to the minimum necessary to complete the required work. All Contractor and sub-contractor employees shall only park in the parking stalls on the west side of the Recreation Center Parking Lot.
- F. Off-site access, parking, staging, or storage on neighboring properties are strictly prohibited unless other rights are obtained by the Contractor. Any secondary rights obtained by the Contractor shall be in writing and copies of such rights provided to the IVGID prior to their use.

END OF SECTION

01 14 00 - 2



INCLINE VILLAGE GENERAL IMPROVEMENT DISTRICT  
RECREATION CENTER  
LOCKER ROOM MODERNIZATION

SECTION 05400 - COLD-FORMED METAL FRAMING

PART 1 - GENERAL

1.1 RELATED DOCUMENTS

- A. Drawings and general provisions of the Contract, including General and Supplementary Conditions and Division 1 Specification Sections, apply to this Section.

1.2 SUMMARY

- A. This Section includes the following:
  - 1. Interior Light Gauge Metal Wall Framing

1.3 PERFORMANCE REQUIREMENTS

- A. Structural Performance: Provide cold-formed metal framing capable of withstanding design loads within limits and under conditions indicated.
  - 1. Install framing systems to provide for movement of framing members without damage or overstressing, sheathing failure, connection failure, undue strain on fasteners and anchors, or other detrimental effects when subject to a maximum ambient temperature change of 120 deg F (67 deg C).
  - 2. Install framing system to maintain clearances at openings, to allow for construction tolerances, and to accommodate live load deflection of primary building structure as follows:
    - a. Upward and downward movement of 3/4 inch.
- B. Cold-Formed Steel Framing, General: Install according to AISI's "Standard for Cold-Formed Steel Framing - General Provisions."
  - 1. Headers: Install according to AISI's "Standard for Cold-Formed Steel Framing - Header Design."

1.4 SUBMITTALS

- A. Product Data: For each type of cold-formed metal framing product and accessory indicated.
- B. Welding certificates.
- C. Qualification Data: For testing agency.

INCLINE VILLAGE GENERAL IMPROVEMENT DISTRICT  
RECREATION CENTER  
LOCKER ROOM MODERNIZATION

- D. Product Test Reports: From a qualified testing agency, unless otherwise stated, indicating that each of the following complies with requirements, based on evaluation of comprehensive tests for current products:
  - 1. Steel sheet.
  - 2. Expansion anchors.
  - 3. Power-actuated anchors.
  - 4. Mechanical fasteners.
  - 5. Vertical deflection clips.
  - 6. Horizontal drift deflection clips
  - 7. Miscellaneous structural clips and accessories.
- E. Research/Evaluation Reports: For cold-formed metal framing.

1.5 QUALITY ASSURANCE

- A. Welding: Qualify procedures and personnel according to AWS D1.1/D1.1M, "Structural Welding Code--Steel," and AWS D1.3, "Structural Welding Code--Sheet Steel."
- B. AISI Specifications and Standards: Comply with AISI's "North American Specification for the Design of Cold-Formed Steel Structural Members" and its "Standard for Cold-Formed Steel Framing - General Provisions."
  - 1. Comply with AISI's "Standard for Cold-Formed Steel Framing - Truss Design."
  - 2. Comply with AISI's "Standard for Cold-Formed Steel Framing - Header Design."

1.6 DELIVERY, STORAGE, AND HANDLING

- A. Protect cold-formed metal framing from corrosion, deformation, and other damage during delivery, storage, and handling.
- B. Store cold-formed metal framing, protect with a waterproof covering, and ventilate to avoid condensation.

PART 2 - PRODUCTS

2.1 MANUFACTURERS

- A. Available Manufacturers: Subject to compliance with requirements, manufacturers offering cold-formed metal framing that may be incorporated into the Work include, but are not limited to, the following:
  - 1. Allied Studco.
  - 2. AllSteel Products, Inc.
  - 3. Clark Steel Framing.
  - 4. Dietrich Metal Framing; a Worthington Industries Company.

INCLINE VILLAGE GENERAL IMPROVEMENT DISTRICT  
RECREATION CENTER  
LOCKER ROOM MODERNIZATION

5. SCAFCO Corporation.
6. Southeastern Stud & Components, Inc.
7. United Metal Products, Inc.

2.2 MATERIALS

- A. Recycled Content of Steel Products: Provide products with an average recycled content of steel products so postconsumer recycled content plus one-half of preconsumer recycled content is not less than 25 percent.
- B. Steel Sheet: ASTM A 1003/A 1003M, Structural Grade, Type H, metallic coated, of grade and coating weight as follows:
  1. Grade: ST33H (ST230H)
  2. Coating: G90 (Z275) or equivalent.
- C. Steel Sheet for Clips: ASTM A 653/A 653M, structural steel, zinc coated, of grade and coating as follows:
  1. Grade: 50 (340), Class 1 or 2.
  2. Coating: G90 (Z275) or equivalent.

2.3 LIGHT GAUGE METAL WALL FRAMING

- A. Steel Studs: Manufacturer's standard C-shaped steel studs, of web depths indicated, punched, with stiffened flanges, and as follows:
  1. Minimum Base-Metal Thickness: 0.0346 inch.
  2. Flange Width: 1-5/8 inches.
- B. Steel Track: Manufacturer's standard U-shaped steel track, of web depths indicated, unpunched, with straight flanges, and as follows:
  1. Minimum Base-Metal Thickness: Matching steel studs.
  2. Flange Width: 1-1/4 inches.
- C. Steel Box or Back-to-Back Headers: Manufacturer's standard C-shapes used to form header beams, of web depths indicated, punched, with stiffened flanges, and as follows:
  1. Minimum Base-Metal Thickness: 0.0346 inch.
  2. Flange Width: 1-3/8 inches.
- D. Steel Double-L Headers: Manufacturer's standard L-shapes used to form header beams, of web depths indicated, and as follows:
  1. Minimum Base-Metal Thickness: 0.0346 inch.
  2. Top Flange Width: 1-1/2 inches.

INCLINE VILLAGE GENERAL IMPROVEMENT DISTRICT  
RECREATION CENTER  
LOCKER ROOM MODERNIZATION

2.4 FRAMING ACCESSORIES

- A. Fabricate steel-framing accessories from steel sheet, ASTM A 1003/A 1003M, Structural Grade, Type H, metallic coated, of same grade and coating weight used for framing members.
- B. Provide accessories of manufacturer's standard thickness and configuration, unless otherwise indicated, as follows:
  - 1. Supplementary framing.
  - 2. Bracing, bridging, and solid blocking.
  - 3. Web stiffeners.
  - 4. Anchor clips.
  - 5. End clips.
  - 6. Foundation clips.
  - 7. Gusset plates.
  - 8. Stud kickers, knee braces, and girts.
  - 9. Joist hangers and end closures.
  - 10. Hole reinforcing plates.
  - 11. Backer plates.

2.5 ANCHORS, CLIPS, AND FASTENERS

- A. Steel Shapes and Clips: ASTM A 36/A 36M, zinc coated by hot-dip process according to ASTM A 123/A 123M.
- B. Anchor Bolts: ASTM F 1554, Grade 36, threaded carbon-steel hex-headed bolts and carbon-steel nuts; and flat, hardened-steel washers; zinc coated by hot-dip process according to ASTM A 153/A 153M, Class C.
- C. Expansion Anchors: Fabricated from corrosion-resistant materials, with capability to sustain, without failure, a load equal to 5 times design load, as determined by testing per ASTM E 488 conducted by a qualified independent testing agency.
- D. Power-Actuated Anchors: Fastener system of type suitable for application indicated, fabricated from corrosion-resistant materials, with capability to sustain, without failure, a load equal to 10 times design load, as determined by testing per ASTM E 1190 conducted by a qualified independent testing agency.
- E. Mechanical Fasteners: ASTM C 1513, corrosion-resistant-coated, self-drilling, self-tapping steel drill screws.
  - 1. Head Type: Low-profile head beneath sheathing, manufacturer's standard elsewhere.
- F. Welding Electrodes: Comply with AWS standards.

INCLINE VILLAGE GENERAL IMPROVEMENT DISTRICT  
RECREATION CENTER  
LOCKER ROOM MODERNIZATION

2.6 MISCELLANEOUS MATERIALS

- A. Galvanizing Repair Paint: SSPC-Paint 20 or DOD-P-21035.

PART 3 - EXECUTION

3.1 EXAMINATION

- A. Examine supporting substrates and abutting structural framing for compliance with requirements for installation tolerances and other conditions affecting performance.
  - 1. Proceed with installation only after unsatisfactory conditions have been corrected.

3.2 INSTALLATION, GENERAL

- A. Cold-formed metal framing may be shop or field fabricated for installation, or it may be field assembled.
- B. Install cold-formed metal framing according to AISI's "Standard for Cold-Formed Steel Framing - General Provisions" and to manufacturer's written instructions unless more stringent requirements are indicated.
- C. Install cold-formed framing and securely anchor to supporting structure.
- D. Install cold-formed metal framing and accessories plumb, square, and true to line, and with connections securely fastened.
  - 1. Cut framing members by sawing or shearing; do not torch cut.
  - 2. Fasten cold-formed metal framing members by welding, screw fastening, clinch fastening, or riveting. Wire tying of framing members is not permitted.
    - a. Comply with AWS D1.3 requirements and procedures for welding, appearance and quality of welds, and methods used in correcting welding work.
- E. Install framing members in one-piece lengths unless splice connections are indicated for track or tension members.
- F. Install insulation, specified in Division 7 Section "Building Insulation," in built-up exterior framing members, such as headers, sills, boxed joists, and multiple studs at openings, that are inaccessible on completion of framing work.
- G. Erection Tolerances: Install cold-formed metal framing level, plumb, and true to line to a maximum allowable tolerance variation of 1/8 inch in 10 feet and as follows:

INCLINE VILLAGE GENERAL IMPROVEMENT DISTRICT  
RECREATION CENTER  
LOCKER ROOM MODERNIZATION

3.3 LIGHT GAUGE METAL WALL FRAMING INSTALLATION

- A. Install continuous top and bottom tracks sized to match studs. Align tracks accurately and securely anchor at corners and ends, and at spacings as follows:
  - 1. Slip-Type Head Joints: Where framing extends to roof structure, install to produce joints at tops of framing systems that prevent axial loading of finished assemblies.
- B. Squarely seat studs against top and bottom tracks with gap not exceeding of 1/8 inch (3 mm) between the end of wall framing member and the web of track. Fasten both flanges of studs to top and bottom tracks. Space studs as follows:
  - 1. Stud Spacing: 16 inches, minimum.
- C. Set studs plumb, except as needed for diagonal bracing or required for nonplumb walls or warped surfaces and similar configurations.
- D. Anchor studs abutting structural columns or walls, including masonry walls, to supporting structure as indicated.
- E. Install headers over wall openings wider than stud spacing. Locate headers above openings as indicated. Fabricate headers of compound shapes indicated or required to transfer load to supporting studs, complete with clip-angle connectors, web stiffeners, or gusset plates.
  - 1. Frame wall openings with not less than a double stud at each jamb of frame as indicated on Shop Drawings. Fasten jamb members together to uniformly distribute loads.
  - 2. Install runner tracks and jack studs above and below wall openings. Anchor tracks to jamb studs with clip angles or by welding, and space jack studs same as full-height wall studs.
- F. Install supplementary framing, blocking, and bracing in stud framing indicated to support fixtures, equipment, services, casework, heavy trim, furnishings, and similar work requiring attachment to framing.
  - 1. If type of supplementary support is not indicated, comply with stud manufacturer's written recommendations and industry standards in each case, considering weight or load resulting from item supported.
- G. Install horizontal bridging in stud system, spaced 48 inches. Fasten at each stud intersection.
  - 1. Bridging: Bridging bars installed according to manufacturer's written instructions.
- H. Install miscellaneous framing and connections, including supplementary framing, web stiffeners, clip angles, continuous angles, anchors, and fasteners, to provide a complete and stable wall-framing system.

INCLINE VILLAGE GENERAL IMPROVEMENT DISTRICT  
RECREATION CENTER  
LOCKER ROOM MODERNIZATION

3.4 FIELD QUALITY CONTROL

- A. Testing: Owner will engage a qualified independent testing and inspecting agency to perform field tests and inspections and prepare test reports.
- B. Field and shop welds will be subject to testing and inspecting.
- C. Testing agency will report test results promptly and in writing to Contractor and Architect.
- D. Remove and replace work where test results indicate that it does not comply with specified requirements.
- E. Additional testing and inspecting, at Contractor's expense, will be performed to determine compliance of replaced or additional work with specified requirements.

3.5 REPAIRS AND PROTECTION

- A. Galvanizing Repairs: Prepare and repair damaged galvanized coatings on fabricated and installed cold-formed metal framing with galvanized repair paint according to ASTM A 780 and manufacturer's written instructions.
- B. Provide final protection and maintain conditions, in a manner acceptable to manufacturer and Installer, that ensure that cold-formed metal framing is without damage or deterioration at time of Substantial Completion.

END OF SECTION 05400

INCLINE VILLAGE GENERAL IMPROVEMENT DISTRICT  
RECREATION CENTER  
LOCKER ROOM MODERNIZATION

This page intentionally left blank.



INCLINE VILLAGE GENERAL IMPROVEMENT DISTRICT  
RECREATION CENTER  
LOCKER ROOM MODERNIZATION

SECTION 061000 - ROUGH CARPENTRY

PART 1 - GENERAL

1.1 RELATED DOCUMENTS

- A. Drawings and general provisions of the Contract, including General and Supplementary Conditions and Division 01 Specification Sections, apply to this Section.

1.2 SUMMARY

- A. This Section includes the following:
  - 1. Wood furring and grounds.
  - 2. Wood sleepers.

1.3 DEFINITIONS

- A. Exposed Framing: Framing not concealed by other construction.
- B. Dimension Lumber: Lumber of 2 inches nominal (38 mm actual) or greater but less than 5 inches nominal (114 mm actual) in least dimension.
- C. Lumber grading agencies, and the abbreviations used to reference them, include the following:
  - 1. WCLIB: West Coast Lumber Inspection Bureau.
  - 2. WWPA: Western Wood Products Association.
  - 3. NLGA: National Lumber Grades Authority.

1.4 SUBMITTALS

- A. Product Data: For each type of process and factory-fabricated product. Indicate component materials and dimensions and include construction and application details.
  - 1. Include data for wood-preservative treatment from chemical treatment manufacturer and certification by treating plant that treated materials comply with requirements. Indicate type of preservative used and net amount of preservative retained.
  - 2. For products receiving a waterborne treatment, include statement that moisture content of treated materials was reduced to levels specified before shipment to Project site.

INCLINE VILLAGE GENERAL IMPROVEMENT DISTRICT  
RECREATION CENTER  
LOCKER ROOM MODERNIZATION

- B. Fastener Patterns: Full-size templates for fasteners in exposed framing.
- C. Material Certificates: For dimension lumber specified to comply with minimum allowable unit stresses. Indicate species and grade selected for each use and design values approved by the ALSC Board of Review.
- D. Research/Evaluation Reports: For the following, showing compliance with building code in effect for Project:
  - 1. Wood-preservative-treated wood.
  - 2. Power-driven fasteners.
  - 3. Powder-actuated fasteners.
  - 4. Expansion anchors.
  - 5. Metal framing anchors.

PART 2 - PRODUCTS

2.1 WOOD PRODUCTS, GENERAL

- A. Lumber: DOC PS 20 and applicable rules of grading agencies indicated. If no grading agency is indicated, provide lumber that complies with the applicable rules of any rules-writing agency certified by the ALSC Board of Review. Provide lumber graded by an agency certified by the ALSC Board of Review to inspect and grade lumber under the rules indicated.
  - 1. Factory mark each piece of lumber with grade stamp of grading agency.
  - 2. For exposed lumber indicated to receive a stained or natural finish, mark grade stamp on end or back of each piece or omit marking and provide certificates of treatment compliance issued by inspection agency.
  - 3. Where nominal sizes are indicated, provide actual sizes required by DOC PS 20 for moisture content specified. Where actual sizes are indicated, they are minimum dressed sizes for dry lumber.
  - 4. Provide dressed lumber, S4S, unless otherwise indicated.
- B. Maximum Moisture Content of Lumber: 19 % unless otherwise indicated.
  - 1. 11% at exposed timbers (kiln dry), S4S, Douglas Fir.

2.2 WOOD-PRESERVATIVE-TREATED LUMBER

- A. Preservative Treatment by Pressure Process: AWPA C2, except that lumber that is not in contact with the ground and is continuously protected from liquid water may be treated according to AWPA C31 with inorganic boron (SBX).
  - 1. Preservative Chemicals: Acceptable to authorities having jurisdiction and containing no arsenic or chromium.
  - 2. For exposed items indicated to receive a stained or natural finish, use chemical formulations that do not require incising, contain colorants, bleed through, or

INCLINE VILLAGE GENERAL IMPROVEMENT DISTRICT  
RECREATION CENTER  
LOCKER ROOM MODERNIZATION

otherwise adversely affect finishes.

- B. Kiln-dry lumber after treatment to a maximum moisture content of 19 percent. Do not use material that is warped or does not comply with requirements for untreated material.
- C. Mark lumber with treatment quality mark of an inspection agency approved by the ALSC Board of Review.
  - 1. For exposed lumber indicated to receive a stained or natural finish, mark end or back of each piece or omit marking and provide certificates of treatment compliance issued by inspection agency.
- D. Application: Treat items indicated on Drawings, and the following:
  - 1. Wood cants, nailers, curbs, equipment support bases, blocking, stripping, and similar members in connection with roofing, flashing, vapor barriers, and waterproofing.
  - 2. Wood sills, sleepers, blocking, furring, stripping, and similar concealed members in contact with masonry or concrete.
  - 3. Wood framing and furring attached directly to the interior of below-grade exterior masonry or concrete walls.
  - 4. Wood floor plates that are installed over concrete slabs-on-grade.

### 2.3 FASTENERS

- A. General: Provide fasteners of size and type indicated that comply with requirements specified in this Article for material and manufacture.
  - 1. Where rough carpentry is exposed to weather, in ground contact, pressure-preservative treated, or in area of high relative humidity, provide fasteners with hot-dip zinc coating complying with ASTM A 153/A 153M.
- B. Nails, Brads, and Staples: ASTM F 1667.
- C. Power-Driven Fasteners: NES NER-272.
- D. Wood Screws: ASME B18.6.1.
- E. SDS Screws: ICC-ES ESR-2236.
- F. Lag Bolts: ASME B18.2.1 (ASME B18.2.3.8M).
- G. Bolts: Steel bolts complying with ASTM A 307, Grade A (ASTM F 568M, Property Class 4.6); with ASTM A 563 (ASTM A 563M) hex nuts and, where indicated, flat washers.
- H. Expansion Anchors: Anchor bolt and sleeve assembly of material indicated below with

INCLINE VILLAGE GENERAL IMPROVEMENT DISTRICT  
RECREATION CENTER  
LOCKER ROOM MODERNIZATION

capability to sustain, without failure, a load equal to 6 times the load imposed when installed in unit masonry assemblies and equal to 4 times the load imposed when installed in concrete as determined by testing per ASTM E 488 conducted by a qualified independent testing and inspecting agency.

1. Material: Carbon-steel components, zinc plated to comply with ASTM B 633, Class Fe/Zn 5.
2. Material: Stainless steel with bolts and nuts complying with ASTM F 593 and ASTM F 594, Alloy Group 1 or 2 (ASTM F 738M and ASTM F 836M, Grade A1 or A4).

#### 2.4 MISCELLANEOUS MATERIALS

- A. Sill-Sealer Gaskets: Glass-fiber-resilient insulation, fabricated in strip form, for use as a sill sealer; 1-inch (25-mm) nominal thickness, compressible to 1/32 inch (0.8 mm); selected from manufacturer's standard widths to suit width of sill members indicated.
  1. Provide at all exterior stem walls.
  2. Provide at exterior wood nailers at steel beams.
- B. Adhesives for Gluing Furring and Sleepers to Concrete or Masonry: Formulation complying with ASTM D 3498 that is approved for use indicated by adhesive manufacturer.
  1. Use adhesives that have a VOC content of 70 g/L or less when calculated according to 40 CFR 59, Subpart D (EPA Method 24).

### PART 3 - EXECUTION

#### 3.1 INSTALLATION, GENERAL

- A. Set rough carpentry to required levels and lines, with members plumb, true to line, cut, and fitted. Fit rough carpentry to other construction; scribe and cope as needed for accurate fit. Locate furring, nailers, blocking, grounds, and similar supports to comply with requirements for attaching other construction.
- B. Framing Standard: Comply with AF&PA's "Details for Conventional Wood Frame Construction," unless otherwise indicated. Comply with 2013 *California Building Code*, Chapter 23
- C. Do not splice structural members between supports, unless otherwise indicated.
- D. Provide blocking and framing as indicated and as required to support facing materials, fixtures, specialty items, and trim.
- E. Comply with AWPA M4 for applying field treatment to cut surfaces of preservative-treated lumber.

INCLINE VILLAGE GENERAL IMPROVEMENT DISTRICT  
RECREATION CENTER  
LOCKER ROOM MODERNIZATION

1. Use inorganic boron for items that are continuously protected from liquid water.
  2. Use copper naphthenate for items not continuously protected from liquid water.
- F. Securely attach rough carpentry work to substrate by anchoring and fastening as indicated, complying with the following:
1. NES NER-272 for power-driven fasteners.
  2. Table 2304.9.1, "Fastening Schedule," in ICC's International Building Code.
  3. Table 23-II-B-1, "Nailing Schedule," and Table 23-II-B-2, "Wood Structural Panel Roof Sheathing Nailing Schedule," in ICBO's Uniform Building Code.
  4. Table 2305.2, "Fastening Schedule," in BOCA's BOCA National Building Code.
  5. Table 2306.1, "Fastening Schedule," in SBCCI's Standard Building Code.
  6. Table R602.3(1), "Fastener Schedule for Structural Members," and Table R602.3(2), "Alternate Attachments," in ICC's International Residential Code for One- and Two-Family Dwellings.
  7. Table 602.3(1), "Fastener Schedule for Structural Members," and Table 602.3(2), "Alternate Attachments," in ICC's International One- and Two-Family Dwelling Code.

3.2 WOOD GROUND, SLEEPER, BLOCKING, AND NAILER INSTALLATION

- A. Install where indicated and where required for screeding or attaching other work. Form to shapes indicated and cut as required for true line and level of attached work. Coordinate locations with other work involved.
- B. Attach items to substrates to support applied loading. Recess bolts and nuts flush with surfaces, unless otherwise indicated.
- C. Where wood-preserved-treated lumber is installed adjacent to metal decking, install continuous flexible flashing separator between wood and metal decking.
- D. Provide permanent grounds of dressed, pressure-preserved-treated, key-beveled lumber not less than 1-1/2 inches (38 mm) wide and of thickness required to bring face of ground to exact thickness of finish material. Remove temporary grounds when no longer required.

3.3 WOOD FURRING INSTALLATION

- A. Install level and plumb with closure strips at edges and openings. Shim with wood as required for tolerance of finish work.
- B. Furring to Receive Gypsum Board/CBU: Install furring vertically at 16 inches o.c. maximum spacing.

END OF SECTION 06100

SECTION 06100  
ROUGH CARPENTRY  
Page 5 of 5

INCLINE VILLAGE GENERAL IMPROVEMENT DISTRICT  
RECREATION CENTER  
LOCKER ROOM MODERNIZATION

This page intentionally left blank.

INCLINE VILLAGE GENERAL IMPROVEMENT DISTRICT  
RECREATION CENTER  
LOCKER ROOM MODERNIZATION

SECTION 079200 - JOINT SEALANTS

PART 1 - GENERAL

1.1 RELATED DOCUMENTS

- A. Drawings and general provisions of the Contract, including General and Supplementary Conditions and Division 01 Specification Sections, apply to this Section.

1.2 SUMMARY

- A. This Section includes sealants for the following applications, including those specified by reference to this Section:
  - 1. Interior joints in the following vertical surfaces and horizontal nontraffic surfaces:
    - a. Perimeter joints between interior wall surfaces and frames of interior doors, windows, and elevator entrances.
    - b. Joints between plumbing fixtures and adjoining walls, floors, and counters.
    - c. Other joints as indicated.

1.3 PERFORMANCE REQUIREMENTS

- A. Provide joint sealants for interior applications that establish and maintain airtight and water-resistant continuous joint seals without staining or deteriorating joint substrates.

1.4 SUBMITTALS

- A. Product Data: For each joint-sealant product indicated.
- B. Samples for Initial Selection: Manufacturer's color charts consisting of strips of cured sealants showing the full range of colors available for each product exposed to view.
- C. Product Certificates: Signed by manufacturers of joint sealants certifying that products furnished comply with requirements and are suitable for the use indicated.
- D. Warranties: Special warranties specified in this Section.

1.5 QUALITY ASSURANCE

- A. Installer Qualifications: An experienced installer who has specialized in installing joint sealants similar in material, design, and extent to those indicated for this Project and whose work has resulted in joint-sealant installations with a record of successful in-service performance.

1.6 DELIVERY, STORAGE, AND HANDLING

- A. Deliver materials to Project site in original unopened containers or bundles with labels indicating manufacturer, product name and designation, color, expiration date, pot life, curing time, and mixing instructions for multicomponent materials.

INCLINE VILLAGE GENERAL IMPROVEMENT DISTRICT  
RECREATION CENTER  
LOCKER ROOM MODERNIZATION

- B. Store and handle materials in compliance with manufacturer's written instructions to prevent their deterioration or damage due to moisture, high or low temperatures, contaminants, or other causes.

1.7 PROJECT CONDITIONS

- A. Environmental Limitations: Do not proceed with installation of joint sealants under the following conditions:
  - 1. When ambient and substrate temperature conditions are outside limits permitted by joint sealant manufacturer.
  - 2. When joint substrates are wet.
- B. Joint-Width Conditions: Do not proceed with installation of joint sealants where joint widths are less than those allowed by joint sealant manufacturer for applications indicated.
- C. Joint-Substrate Conditions: Do not proceed with installation of joint sealants until contaminants capable of interfering with adhesion are removed from joint substrates.

1.8 WARRANTY

- A. Special Installer's Warranty: Written warranty, signed by Installer agreeing to repair or replace elastomeric joint sealants that do not comply with performance and other requirements specified in this Section within specified warranty period.
  - 1. Warranty Period: Two years from date of Substantial Completion.
- B. Special Manufacturer's Warranty: Written warranty, signed by elastomeric sealant manufacturer agreeing to furnish elastomeric joint sealants to repair or replace those that do not comply with performance and other requirements specified in this Section within specified warranty period.
  - 1. Warranty Period: 20 years from date of Substantial Completion.
- C. Special warranties specified in this Article exclude deterioration or failure of elastomeric joint sealants from the following:
  - 1. Movement of the structure resulting in stresses on the sealant exceeding sealant manufacturer's written specifications for sealant elongation and compression caused by structural settlement or errors attributable to design or construction.
  - 2. Disintegration of joint substrates from natural causes exceeding design specifications.
  - 3. Mechanical damage caused by individuals, tools, or other outside agents.
  - 4. Changes in sealant appearance caused by accumulation of dirt or other atmospheric contaminants.

PART 2 - PRODUCTS

2.1 PRODUCTS AND MANUFACTURERS

- A. Provide products listed in Joint Sealant Schedule.



INCLINE VILLAGE GENERAL IMPROVEMENT DISTRICT  
RECREATION CENTER  
LOCKER ROOM MODERNIZATION

2.2 MATERIALS, GENERAL

- A. Compatibility: Provide joint sealants, backings, and other related materials that are compatible with one another and with joint substrates under conditions of service and application, as demonstrated by sealant manufacturer based on testing and field experience.
- B. Colors of Exposed Joint Sealants: As selected by Architect from manufacturer's full range for this characteristic.

2.3 ELASTOMERIC JOINT SEALANTS

- A. Elastomeric Sealant Standard: Comply with ASTM C 920 and other requirements indicated for each liquid-applied chemically curing sealant in the Elastomeric Joint-Sealant Schedule at the end of Part 3, including those referencing ASTM C 920 classifications for type, grade, class, and uses.
- B. Stain-Test-Response Characteristics: Where elastomeric sealants are specified in the Elastomeric Joint-Sealant Schedule to be nonstaining to porous substrates, provide products that have undergone testing according to ASTM C 1248 and have not stained porous joint substrates indicated for Project.

2.4 LATEX JOINT SEALANTS

- A. Latex Sealant Standard: Comply with ASTM C 834 for each product of this description indicated in the Latex Joint-Sealant Schedule at the end of Part 3.

2.5 MISCELLANEOUS MATERIALS

- A. Primer: Material recommended by joint sealant manufacturer where required for adhesion of sealant to joint substrates indicated, as determined from preconstruction joint-sealant-substrate tests and field tests.
- B. Cleaners for Nonporous Surfaces: Chemical cleaners acceptable to manufacturers of sealants and sealant backing materials, free of oily residues or other substances capable of staining or harming joint substrates and adjacent nonporous surfaces in any way, and formulated to promote optimum adhesion of sealants with joint substrates.
- C. Masking Tape: Nonstaining, nonabsorbent material compatible with joint sealants and surfaces adjacent to joints.

PART 3 - EXECUTION

3.1 EXAMINATION

- A. Examine joints indicated to receive joint sealants, with Installer present, for compliance with requirements for joint configuration, installation tolerances, and other conditions affecting joint-sealant performance.
- B. Proceed with installation only after unsatisfactory conditions have been corrected.

INCLINE VILLAGE GENERAL IMPROVEMENT DISTRICT  
RECREATION CENTER  
LOCKER ROOM MODERNIZATION

3.2 PREPARATION

- A. Surface Cleaning of Joints: Clean out joints immediately before installing joint sealants to comply with joint sealant manufacturer's written instructions and the following requirements:
1. Remove all foreign material from joint substrates that could interfere with adhesion of joint sealant, including dust, paints (except for permanent, protective coatings tested and approved for sealant adhesion and compatibility by sealant manufacturer), old joint sealants, oil, grease, waterproofing, water repellents, water, surface dirt, and frost.
  2. Clean porous joint substrate surfaces by brushing, grinding, blast cleaning, mechanical abrading, or a combination of these methods to produce a clean, sound substrate capable of developing optimum bond with joint sealants. Remove loose particles remaining from above cleaning operations by vacuuming or blowing out joints with oil-free compressed air. Porous joint surfaces include the following:
    - a. Concrete.
    - b. Masonry.
    - c. Unglazed surfaces of ceramic tile.
  3. Remove laitance and form-release agents from concrete.
  4. Clean nonporous surfaces with chemical cleaners or other means that do not stain, harm substrates, or leave residues capable of interfering with adhesion of joint sealants.
    - a. Metal.
    - b. Glass.
    - c. Porcelain enamel.
    - d. Glazed surfaces of ceramic tile.
- B. Joint Priming: Prime joint substrates where recommended in writing by joint sealant manufacturer, based on preconstruction joint-sealant-substrate tests or prior experience. Apply primer to comply with joint sealant manufacturer's written instructions. Confine primers to areas of joint-sealant bond; do not allow spillage or migration onto adjoining surfaces.
- C. Masking Tape: Use masking tape where required to prevent contact of sealant with adjoining surfaces that otherwise would be permanently stained or damaged by such contact or by cleaning methods required to remove sealant smears. Remove tape immediately after tooling without disturbing joint seal.

3.3 INSTALLATION OF JOINT SEALANTS

- A. General: Comply with joint sealant manufacturer's written installation instructions for products and applications indicated, unless more stringent requirements apply.
- B. Sealant Installation Standard: Comply with recommendations of ASTM C 1193 for use of joint sealants as applicable to materials, applications, and conditions indicated.
- C. Install sealants by proven techniques to comply with the following and at the same time backings are installed:
1. Place sealants so they directly contact and fully wet joint substrates.

INCLINE VILLAGE GENERAL IMPROVEMENT DISTRICT  
RECREATION CENTER  
LOCKER ROOM MODERNIZATION

2. Completely fill recesses provided for each joint configuration.
3. Produce uniform, cross-sectional shapes and depths relative to joint widths that allow optimum sealant movement capability.

3.4 CLEANING

- A. Clean off excess sealants or sealant smears adjacent to joints as the Work progresses by methods and with cleaning materials approved in writing by manufacturers of joint sealants and of products in which joints occur.

3.5 PROTECTION

- A. Protect joint sealants during and after curing period from contact with contaminating substances and from damage resulting from construction operations or other causes so sealants are without deterioration or damage at time of Substantial Completion. If, despite such protection, damage or deterioration occurs, cut out and remove damaged or deteriorated joint sealants immediately so installations with repaired areas are indistinguishable from the original work.

3.6 ELASTOMERIC JOINT-SEALANT SCHEDULE

- A. Mildew-Resistant Silicone Sealant: Where joint sealants of this type are indicated, provide products formulated with fungicide that are intended for sealing interior ceramic tile joints and other nonporous substrates that are subject to in-service exposures of high humidity and temperature extremes, and that comply with the following:
  1. Products: Available products include the following:
    - a. 786 Mildew Resistant; Dow Corning.
  2. Type and Grade: S (single component) and NS (nonsag).
  3. Class: 25.
  4. Use Related to Exposure: NT (nontraffic).
  5. Applications: Interior horizontal and vertical joints not subject to movement or traffic, subject to moisture.

3.7 LATEX JOINT-SEALANT SCHEDULE

- A. Latex Sealant: Where joint sealants of this type are indicated, provide products complying with the following:
  1. Products: Available products include the following:
    - a. Chem-Calk 600; Bostik Inc.
    - b. AC-20; Pecora Corporation.
    - c. Sonolac; Sonneborn Building Products Div., ChemRex, Inc.
    - d. Tremflex 834; Tremco.
  2. Applications: Where interior gypsum board abuts frames, trim. Interior horizontal and vertical joints not subject to movement or traffic. Paintable. Verify selected product for VOC compliance.

END OF SECTION 079200

INCLINE VILLAGE GENERAL IMPROVEMENT DISTRICT  
RECREATION CENTER  
LOCKER ROOM MODERNIZATION

This page intentionally left blank.

079200  
JOINT SEALANTS  
6/6

INCLINE VILLAGE GENERAL IMPROVEMENT DISTRICT  
RECREATION CENTER  
LOCKER ROOM MODERNIZATION

SECTION 081113 - HOLLOW METAL FRAMES

PART 1 - GENERAL

1.1 RELATED DOCUMENTS

- A. Drawings and general provisions of the Contract, including General and Supplementary Conditions and Division 01 Specification Sections, apply to this Section.

1.2 SUMMARY

- A. This Section includes the following:
  - 1. Steel door frames.
- B. Related Sections include the following:
  - 1. Division 8 Section "Door Hardware" for door hardware and weather stripping.
  - 2. Division 9 Section "Painting" for field painting factory-primed, frames, and window kits.

1.3 DEFINITIONS

- A. Steel Sheet Thicknesses: Thickness dimensions, including those referenced in ANSI A250.8, are minimums as defined in referenced ASTM standards for both uncoated steel sheet and the uncoated base metal of metallic-coated steel sheets.

1.4 SUBMITTALS

- A. Product Data: For each type of door and frame indicated, include door designation, type, level and model, material description, core description, construction details, label compliance, sound and fire-resistance ratings, and finishes.
- B. Shop Drawings: Show the following:
  - 1. Frame details for each frame type including dimensioned profiles.
  - 2. Details and locations of reinforcement and preparations for hardware.
  - 3. Details of each different wall opening condition.
  - 4. Details of anchorages, accessories, joints, and connections.

1.5 QUALITY ASSURANCE

- A. Steel Door and Frame Standard: Comply with ANSI A 250.8, unless more stringent requirements are indicated.

1.6 DELIVERY, STORAGE, AND HANDLING

- A. Deliver doors and frames cardboard-wrapped or crated to provide protection during transit and job storage. Provide additional protection to prevent damage to finish of factory-finished doors and frames.

INCLINE VILLAGE GENERAL IMPROVEMENT DISTRICT  
RECREATION CENTER  
LOCKER ROOM MODERNIZATION

- B. Inspect frames on delivery for damage, and notify shipper and supplier if damage is found. Minor damages may be repaired provided refinished items match new work and are acceptable to Architect. Remove and replace damaged items that cannot be repaired as directed.
- C. Store frames at building site under cover. Place units on minimum 4-inch- high wood blocking. Avoid using nonvented plastic or canvas shelters that could create a humidity chamber. If door packaging becomes wet, remove cartons immediately. Provide minimum 1/4-inch spaces between stacked doors to permit air circulation.

PART 2 - PRODUCTS

2.1 MANUFACTURERS

- A. Available Manufacturers: Subject to compliance with requirements, manufacturers offering products that may be incorporated into the Work include, but are not limited to, the following:
  - 1. Steel Doors and Frames:
    - a. Steelcraft; a division of Ingersoll-Rand,
    - b. Ceco Corporation.
    - c. Republic Builders Products.

2.2 MATERIALS

- A. Hot-Rolled Steel Sheets: ASTM A 569/A 569M, Commercial Steel (CS), Type B; free of scale, pitting, or surface defects; pickled and oiled.
- B. Cold-Rolled Steel Sheets: ASTM A 366/A 366M, Commercial Steel (CS), or ASTM A 620/A 620M, Drawing Steel (DS), Type B; stretcher-leveled standard of flatness.
- C. Metallic-Coated Steel Sheets: ASTM A 653/A 653M, Commercial Steel (CS), Type B, with an A40 zinc-iron-alloy (galvannealed) coating; stretcher-leveled standard of flatness.
- D. Electrolytic Zinc-Coated Steel Sheet: ASTM A 591/A 591M, Commercial Steel (CS), Class B coating; mill phosphatized; suitable for unexposed applications; stretcher-leveled standard of flatness where used for face sheets.

2.3 FRAMES

- A. General: Provide steel frames for doors, transoms, sidelights, borrowed lights, and other openings that comply with ANSI A250.8 and with details indicated for type and profile. Conceal fastenings, unless otherwise indicated. **Frames shall be galvanized.**
- B. Frames of 0.053-inch- thick steel sheet.
- C. Door Silencers: Except on weather-stripped frames, fabricate stops to receive three silencers on strike jambs of single-door frames and two silencers on heads of double-door frames.

INCLINE VILLAGE GENERAL IMPROVEMENT DISTRICT  
RECREATION CENTER  
LOCKER ROOM MODERNIZATION

- D. Supports and Anchors: Fabricated from not less than 0.042-inch- thick, electrolytic zinc-coated or metallic-coated steel sheet.
  - 1. Stud-Wall Type: Designed to engage stud, welded to back of frames; not less than 0.042 inch thick.
- E. Inserts, Bolts, and Fasteners: Manufacturer's standard units. Where zinc-coated items are to be built into exterior walls, comply with ASTM A 153/A 153M, Class C or D as applicable.

2.4 FABRICATION

- A. General: Fabricate steel door and frame units to comply with ANSI A250.8 and to be rigid, neat in appearance, and free from defects including warp and buckle. Where practical, fit and assemble units in manufacturer's plant. Clearly identify work that cannot be permanently factory assembled before shipment, to assure proper assembly at Project site.
- B. Clearances for Non-Fire-Rated Doors: Not more than 1/8 inch at jambs and heads, except not more than 1/4 inch between pairs of doors. Not more than 3/4 inch at bottom.
- C. Tolerances: Comply with SDI 117, "Manufacturing Tolerances for Standard Steel Doors and Frames."
- D. Fabricate concealed stiffeners, reinforcement, edge channels, louvers, and moldings from either cold- or hot-rolled steel sheet.
- E. Exposed Fasteners: Unless otherwise indicated, provide countersunk flat or oval heads for exposed screws and bolts.
- F. Hardware Preparation: Prepare doors and frames to receive mortised and concealed hardware according to final door hardware schedule and templates provided by hardware supplier. Comply with applicable requirements in ANSI A250.6 and ANSI A115 Series specifications for door and frame preparation for hardware.
- G. Frame Construction: Fabricate frames to shape shown.
  - 1. Fabricate frames with mitered or coped and continuously welded corners.
  - 2. Provide welded frames with temporary spreader bars.
- H. Reinforce doors and frames to receive surface-applied hardware. Drilling and tapping for surface-applied hardware may be done at Project site.
- I. Locate hardware as indicated on Shop Drawings or, if not indicated, according to ANSI A250.8.

2.5 FINISHES

- A. Prime Finish: Manufacturer's standard, factory-applied coat of rust-inhibiting primer complying with ANSI A250.10 for acceptance criteria.

INCLINE VILLAGE GENERAL IMPROVEMENT DISTRICT  
RECREATION CENTER  
LOCKER ROOM MODERNIZATION

PART 3 - EXECUTION

3.1 INSTALLATION

- A. General: Install steel frames, and accessories according to Shop Drawings, manufacturer's data, and as specified.
- B. Hollow-Metal Frames: Install hollow-metal frames of size and profile indicated. Comply with SDI A250.11 or NAAMM-HMMA 840 as required by standards specified.
  - 1. Set frames accurately in position; plumbed, aligned, and braced securely until permanent anchors are set. After wall construction is complete, remove temporary braces, leaving surfaces smooth and undamaged.
    - a. Where frames are fabricated in sections because of shipping or handling limitations, field splice at approved locations by welding face joint continuously; grind, fill, dress, and make splice smooth, flush, and invisible on exposed faces.
    - b. Install door silencers in frames before grouting.
    - c. Remove temporary braces necessary for installation only after frames have been properly set and secured.
    - d. Check plumb, square, and twist of frames as walls are constructed. Shim as necessary to comply with installation tolerances.
    - e. Field apply bituminous coating to backs of frames that will be filled with grout containing antifreezing agents.
  - 2. Floor Anchors: Provide floor anchors for each jamb and mullion that extends to floor, and secure with postinstalled expansion anchors.
    - a. Floor anchors may be set with power-actuated fasteners instead of postinstalled expansion anchors if so indicated and approved on Shop Drawings.
  - 3. Metal-Stud Partitions: Solidly pack mineral-fiber insulation inside frames.
  - 4. In-Place Metal or Wood-Stud Partitions: Secure slip-on drywall frames in place according to manufacturer's written instructions.
  - 5. Installation Tolerances: Adjust hollow-metal door frames for squareness, alignment, twist, and plumb to the following tolerances:
    - a. Squareness: Plus or minus 1/16 inch, measured at door rabbet on a line 90 degrees from jamb perpendicular to frame head.
    - b. Alignment: Plus or minus 1/16 inch, measured at jambs on a horizontal line parallel to plane of wall.
    - c. Twist: Plus or minus 1/16 inch, measured at opposite face corners of jambs on parallel lines, and perpendicular to plane of wall.
    - d. Plumbness: Plus or minus 1/16 inch, measured at jambs at floor.

3.2 ADJUSTING AND CLEANING

- A. Prime-Coat Touchup: Immediately after installation, sand smooth any rusted or damaged areas of prime coat and apply touch up of compatible air-drying primer.
- B. Protection Removal: Immediately before final inspection, remove protective wrappings from doors and frames.

END OF SECTION 081113

081113

HOLLOW METAL FRAMES

4/4



INCLINE VILLAGE GENERAL IMPROVEMENT DISTRICT  
RECREATION CENTER  
LOCKER ROOM MODERNIZATION

SECTION 08210 - FLUSH WOOD DOORS

PART 1 GENERAL

1.1 SUMMARY

- A. Section Includes:
  - 1. Prefinished standard wood doors with flush faces.
- B. Related Sections:
  - 1. Division – 1 General Conditions
  - 2. Division – 6 WOOD & PLASTICS
    - A. Section 06100 - Rough Carpentry.
  - 3. Division – 8 DOORS & WINDOWS
    - A. Section 08110 - Hollow Metal Doors and Frames.
    - B. Section 08710 – Finish Hardware.

1.2 REFERENCES

- A. American National Standards Institute (ANSI)
  - 1. A156.115W - 2006, WOOD DOOR HARDWARE STANDARDS Hardware Preparations.
  - 2. A117.1 – 2017, Accessible and Usable Buildings and Facilities.
- B. American Society for Testing and Materials (ASTM)
  - 1. ASTM E119-14, Standard Test Methods for Fire Tests of Building Construction and Materials.
- C. Door and Hardware Institute (DHI)
  - 1. Locations for architectural hardware for standard steel doors and frames, 2004.
  - 2. Sequence and format for the hardware schedule, January 1996.
  - 3. Hardware for Labeled Fire Doors, February 1993 edition.
  - 4. Hardware for Health Care Facilities, June 1993.
  - 5. Abbreviations and Symbols, September 1983.
- D. HPVA – Hardwood and Plywood Veneer Association.
- E. International Building Code (IBC 2018)
- F. Window and Door Manufacturers Association (WDMA)
  - 1. IS 1-A 2013 Industry Standard for Architectural Flush Wood Doors.

INCLINE VILLAGE GENERAL IMPROVEMENT DISTRICT  
RECREATION CENTER  
LOCKER ROOM MODERNIZATION

1.3 SUBMITTALS

A. General Requirements:

1. Scope of work is to provide flush wood doors in compliance with the approved shop drawings, approved finish hardware schedule and approved door and frame schedule.

B. Shop Drawings and Product Data:

1. Submit in accordance with Section 01330.
2. Shop drawings: Indicate location, size and hand of each door; elevation of each kind of door; jointing methods and construction details not covered in Product Data; hardware and louver locations, locations of cutouts for glass, location and extent of hardware blocking; and other pertinent data:
  - a. Indicate thickness of veneers.
  - b. Indicate dimensions and locations of mortises and holes for hardware.
  - c. Indicate dimensions and locations of cutouts.
3. Provide digital or 3 copies of the approved door and frame schedule in the DHI horizontal format with shop drawings.

C. Schedules:

1. Provide door and frame schedule in the DHI horizontal format.
2. Door and frame schedule to be prepared by a CDC (Certified Door Consultant) or someone of comparable experience.

D. Product Data:

1. Provide catalog cuts of each item. Include details of core and edge construction and trim for openings.

E. Samples:

1. Submit samples of wood veneer and factory finishing representing typical range of color and grain for each species of veneer and solid lumber required and in accordance with WDMA Quality Standards I.S. 1-A 2011, sections G-18 and Guide Specifications 1.03 C.
2. Submit 12" x 12" corner sample of each different type of door, .i.e. PC, SCL, FD1.

1.4 QUALITY ASSURANCE

- A. Source Limitations: Obtain flush wood doors through one source from a single manufacturer.
- B. WDMA I.S. 1-A 2011 Quality Standard: Window and Door Manufacturers Association Quality Standards for grade of door, core, construction, finish, and other requirements.
- C. Substitutions: Apply for substitutions in compliance with the requirements set fourth in Division 1 and no less than 10 business days prior to bid date.

INCLINE VILLAGE GENERAL IMPROVEMENT DISTRICT  
RECREATION CENTER  
LOCKER ROOM MODERNIZATION

1.5 DELIVERY STORAGE AND HANDLING

- A. Site Conditions: Storage area for wood doors is to be in a dried, conditioned and secure area with controlled and stabilized humidity per manufacturers recommendations.
- B. Marking and Packaging:
  - 1. Doors to be marked per the approved door and frame schedule.
  - 2. Prefinished Doors to have 5 mil plastic peel coat applied to both sides.
- C. Delivery: Coordinate delivery with Installer not less than 3 weeks prior to delivery.
- D. Storage:
  - 1. Follow the Care and Installation guidelines as described in WDMA I.S. 1-A 2011.
  - 2. Doors are to be stored flat and palletized with not more that 30 door leafs per pallet.
  - 3. Doors to be a minimum of 6" above floor while in storage.
- E. Handle doors per manufacturers recommendations.

1.6 GUARANTEE/WARRANTY

- A. Special Warranty: Manufacturer's standard form, signed by manufacturer, Installer, and Contractor, in which manufacturer agrees to repair or replace doors that are defective in materials or workmanship, have warped (bow, cup, or twist) more than 1/4 inch in a 42-by-84-inch section, or show telegraphing of core construction in face veneers exceeding 0.01 inch in a 3-inch span.
  - 1. Warranty shall also include installation and finishing that may be required due to repair or replacement of defective doors.
  - 2. Warranty shall be in effect during the following period of time from date of Substantial Completion:
    - a. Solid-Core Interior Doors: Life of installation.

PART 2 PRODUCTS

2.0 DOOR MANUFACTURERS: BASIS OF DESIGN:

- A. Oregon Door, 477 Dillard Gardens Rd., Dillard, OR 97432 (800)-722-7269
- B. Eggers Industires, Two Rivers, WI (920)793-1351
- C. Substitutions will be considered under Section 01600 provided sample of substitution is submitted to architect along with sample of specified product and only products approved by addendum will be considered acceptable.

2.1 MATERIALS

INCLINE VILLAGE GENERAL IMPROVEMENT DISTRICT  
RECREATION CENTER  
LOCKER ROOM MODERNIZATION

A. Door Construction:

1. Non-Fire Rated Doors: Thickness: 1-3/4 inches, interior flush wood, bonded, solid core conforming to WDMA I.S. 1-A 2011 and the following;
  - a. Core: bonded particle core (PC) or structural composite lumber (SCL) conforming to WDMA I.S. 1-A 2011.
  - b. Door construction shall conform to WDMA I.S. 1-A 2011 Premium Grade requirements.
  - c. Stiles: Hardwood or matching veneer to match face veneer over structural composite lumber (SCL), glued to core. Minimum stile thickness of 1 3/8".
  - d. Rails: Mill option hardwood or SCL. Top and bottom: minimum of 1 1/8" inches.(MDF)
    1. Blocking: Provide wood blocking in particleboard-core doors as needed to eliminate through-bolting hardware and as follows:
      2. 5-inch top-rail blocking, in doors indicated to have closers.
      3. 10-inch bottom-rail blocking, in exterior doors and doors indicated to have kick, mop, or armor plates.
      4. 5-inch midrail blocking, in doors indicated to have exit devices.
      5. Provide doors with either glued-block or structural composite lumber cores instead of particleboard cores at locations where exit devices are indicated.
  - e. Facing: Wood veneer as specified.
  - f. Basis of Design manufacturers and products:

| Manufacturer | PC Core | SCL Core | GP Core | EX Core |
|--------------|---------|----------|---------|---------|
| Eggers       | PC-5    | SCL-5    | STC-43  | STC-45  |
| Oregon       | PC-5    | SCL-5    |         |         |
|              |         |          |         |         |

B. WOOD VENEER

1. New doors to match existing doors. Contractor to verify the following requirements prior to submittal.
2. Door face veneers shall meet HPVA "A" grade quality standards conforming to WDMA I.S. 1-A for transparent or semi-transparent finish. Minimum face veneer thickness shall be 1/42" at 12% moisture content after finish sanding.
3. Species: White Oak (to match existing)
4. Face Cut: Rotary
5. Face Assembly: Random Match
6. Face Symmetry: Running Match

C. ADHESIVES

1. Adhesives: Face to core adhesives shall be Type I. Adhesives must be classified Type I per WDMA TM-6 "Adhesive Bond Test Method."

2.2 FACTORY FINISHING

1. Comply with referenced WDMA Section G-15, "Factory Finishing."
2. Pre-finish wood doors at factory.
3. Transparent Finish: Match finish indicated in WDMA Section G-17: WDMA System #6.
4. Color: Match Existing

INCLINE VILLAGE GENERAL IMPROVEMENT DISTRICT  
RECREATION CENTER  
LOCKER ROOM MODERNIZATION

2.3 FABRICATION

- A. Fabricate wood doors in accordance with requirements of WDMA I.S. 1-A 2011 Quality Standards.
- B. Provide blocking for hardware per hardware manufacturers requirements for hardware to be installed without thru-bolts on all mineral core doors where locks, closers, panics and or kick plates are installed.
- C. Fabricate doors with WDMA Quality Standards hardware blocking options as follows:
  - 1. Provide HB-1 – head and HB-2 – sill rails and HB-4 – lock block on all doors.
  - 2. Provide HB-6 only when exit devices are specified for door.
  - 3. Provide HB-8 for pivots or when floor bolts are specified under Section 08710 – Finish Hardware.
- D. Non-rated shall have vertical edges that shall be veneer banded stiles (or) optional 2-ply solid wood 7/16 prior to bevel.
- E. Bevel lock and hinge edges of single acting doors 3 degrees or 1/8 inch in 2 inches. Radius strike edge of double acting swing doors as required by pivot hinge manufacturer.
- F. Prepare doors to receive hardware. Refer to Section 08710 - Hardware and NFPA 80 for hardware requirements including UL-10C.
  - 1. Prefit and bevel to net opening size less approximately 1/4 inch in width on single swing doors 3/16" inch in width for paired doors Provide 1/8 inch clearance at top of door.
  - 2. Slightly ease vertical edges.
  - 3. Predrill pilot holes for all butt hinge mortise preps.

PART 3 EXECUTION

3.1 EXAMINATION

- A. Examine installed door frames before hanging doors and notify the general contractor of any or all discrepancies.
- B. Verify that frames comply with indicated requirements for type, size, location, and swing characteristics and have been installed with plumb jambs and level heads.
- C. Proceed with installation only after unsatisfactory conditions have been corrected.

3.2 PREPARATION

- Prior to delivery of wood doors, and while wood doors are being stored, the storage area shall:
- A. Meet manufacturer's recommendations for storage of wood doors.
  - B. Be conditioned and have stabilized humidity control.

INCLINE VILLAGE GENERAL IMPROVEMENT DISTRICT  
RECREATION CENTER  
LOCKER ROOM MODERNIZATION

3.3 INSTALLATION

- A. Handle doors in accordance with recommendations of WDMA I.S. 1-A, "Care and Installation at Job Site."
- B. Condition doors to average temperature and humidity in area of installation for not less than 48 hours prior to installation. Store doors per recommendations of WDMA I.S. 1-A, "Care and Installation at Job Site."
- C. Install in neat and workmanlike manner, free from hammer or tool marks, open joints or slivers.
- D. Set plumb, level, square and true. Install doors after building humidity is at acceptable level.
- E. Remove and replace all warped, twisted, bowed, or otherwise damaged doors. Do not install doors that cannot be properly fitted to frames.
- F. Adjust prefinished doors and hardware and other moving or operating parts to function smoothly and correctly.
- G. Protect the work of other trades damage from the installation of doors and frames.
- H. Install doors in accordance with the following:
  - 1. Manufacturer's instructions, recommendations and tolerances.
  - 2. All applicable codes and requirements

3.4 ADJUSTING AND CLEANING

Prior to final acceptance and at no additional cost to owner:

- A. Adjust doors to meet required tolerances.:
- B. General Contractor to clean doors per manufacturers instructions to be free from all foreign materials.
- C. Repair damaged doors per manufacturers instructions and guidelines.
- D. Replace damaged doors that cannot be repaired to the manufacturer's standards of quality.

INCLINE VILLAGE GENERAL IMPROVEMENT DISTRICT  
RECREATION CENTER  
LOCKER ROOM MODERNIZATION

3.5 PROTECTION

- A. Protect doors from damage by other trades.
- B. Keep area around doors free from trash and debris.
- C. At unfinished and clear finished doors, do not partially cover door surfaces with paper, cardboard, or any other opaque covering that will create uneven aging of wood veneer.

END OF SECTION

INCLINE VILLAGE GENERAL IMPROVEMENT DISTRICT  
RECREATION CENTER  
LOCKER ROOM MODERNIZATION

This page intentionally left blank.



INCLINE VILLAGE GENERAL IMPROVEMENT DISTRICT  
RECREATION CENTER  
LOCKER ROOM MODERNIZATION

SECTION 087100 - DOOR HARDWARE

PART 1 – GENERAL

1.01 RELATED DOCUMENTS

- A. Drawings and general provisions of Contract, including General and Supplementary Conditions of Division 1 Specification Sections, apply to this Section.

1.02 SUMMARY

- A. This Section includes items known commercially as finish or door hardware that are required for swing and folding doors, except special types of unique hardware specified in the same sections as the doors and door frames on which they are installed.
- B. This Section includes the following, but is not necessarily limited to:
  - 1. Door Hardware.
  - 2. Thresholds, gasketing and weather-stripping.
- C. Related Sections: The following sections are noted as containing requirements that relate to this Section, but may not be limited to this listing.
  - 1. Division 8: Section - Steel Doors and Frames.
  - 2. Division 8: Section - Wood Doors.

1.03 REFERENCES (Use date of standard in effect as of Bid date.)

- A. ADAAG - Americans with Disabilities Act (ACT) Accessibility Guidelines for Buildings and Facilities.
- B. BHMA - Builders' Hardware Manufacturers Association.
- D. DHI - Door and Hardware Institute.
- H. WHI - Warnock Hersey Incorporated
- I. SDI - Steel Door Institute

1.04 SUBMITTALS & SUBSTITUTIONS

- A. General: Submit in accordance with Conditions of the Contract and Division 1 Specification sections.
- B. Submit product data (catalog cuts) including manufacturers' technical product information for each item of door hardware, installation instructions, maintenance of operating parts and finish, and other information necessary to show compliance with requirements.

1.05 QUALITY ASSURANCE

- A. Obtain each type of hardware (latch and lock sets, hinges, closers, etc.) from a single manufacturer.
- B. Supplier Qualifications: A recognized architectural door hardware supplier, with warehousing facilities in the project's vicinity, that has a record of successful in-service performance for supplying door hardware similar in quantity, type, and quality to that indicated for this project.
  - 1. Responsible for detailing, scheduling and ordering of finish hardware.

INCLINE VILLAGE GENERAL IMPROVEMENT DISTRICT  
RECREATION CENTER  
LOCKER ROOM MODERNIZATION

C. Hardware Installer: Company specializing in the installation of commercial door hardware with five years documented experience.

1.06 DELIVERY, STORAGE AND HANDLING

- A. Coordinate delivery of packaged hardware items to the appropriate locations (shop or field) for installation.
- B. Hardware items shall be individually packaged in manufacturers' original containers, complete with proper fasteners. Clearly mark packages on outside to indicate contents and locations in hardware schedule and in work.

1.07 WARRANTY

- A. Provide warranties of respective manufacturers' regular terms of sale from day of final acceptance as follows:
  - 1. Closers: Ten (10) years, except electronic closers shall be two (2) years.
  - 2. All other hardware: Two (2) years.

PART 2 - PRODUCTS

2.01 MANUFACTURERS

|    | <u>Item</u>                        | <u>Manufacturer</u> | <u>Acceptable Substitutes</u> |
|----|------------------------------------|---------------------|-------------------------------|
| A. | Hinges                             | Ives                | Hager                         |
| B. | Locks, Latches<br>& Cylinders      | Schlage             | None                          |
| C. | Exit Devices                       | Von Duprin          | None                          |
| D. | Closers                            | LCN                 | None                          |
| E. | Push, Pulls<br>& Protection Plates | Ives                | Trimco, BBW, Quality          |
| F. | Seals & Bottoms                    | National Guard      | Pemko, Zero                   |

2.02 MATERIALS

- A. Hinges: Exterior out-swinging door butts shall be non-ferrous material and shall have stainless steel hinge pins. All doors to have non-rising pins.
  - 1. Hinges shall be sized in accordance with the following:
    - a. Height:
      - 1) Doors up to 41" wide: 4-1/2" inches.
      - 2) Doors 42" to 48" wide: 5 inches.
    - b. Width: Sufficient to clear frame and trim when door swings 180 degrees.
    - c. Number of Hinges: Furnish 3 hinges per leaf to 7'-5" in height. Add one for each additional 2 feet in height.
- B. Closers: LCN as scheduled. Place closers inside building, stairs, room, etc.
  - 1. Door closer cylinders shall be of high strength cast iron construction with double heat treated pinion shaft to provide low wear operating capabilities of internal parts throughout the life of the installation. All door closers shall be tested to ANSI/BHMA A156.4 test requirements by a BHMA certified testing laboratory. A

INCLINE VILLAGE GENERAL IMPROVEMENT DISTRICT  
RECREATION CENTER  
LOCKER ROOM MODERNIZATION

written certification showing successful completion of a minimum of 10,000,000 cycles must be provided.

2. All door closers shall be fully hydraulic and have full rack and pinion action with a shaft diameter of a minimum of 11/16 inch and piston diameter of 1 inch to ensure longevity and durability under all closer applications.
  3. All parallel arm closers shall incorporate one piece solid forged steel arms with bronze bushings. 1-9/16" steel stud shoulder bolts, shall be incorporated in regular arms, hold-open arms, arms with hold open and stop built in. All other closers to have forged steel main arms for strength, durability, and aesthetics for versatility of trim accommodation, high strength and long life.
  4. All parallel arm closers so detailed shall provide advanced backcheck for doors subject to severe abuse or extreme wind conditions. This advanced backcheck shall be located to begin cushioning the opening swing of the door at approximately 45 degrees. The intensity of the backcheck shall be fully adjustable by tamper resistant non-critical screw valve.
  5. Closers shall be installed to permit doors to swing 180 degrees.
  6. All closers shall utilize a stable fluid withstanding temperature range of 120 degrees F. to -30 degrees F. without requiring seasonal adjustment of closer speed to properly close the door.
  7. Provide the manufactures drop plates, brackets and spacers as required at narrow head rails and special frame conditions. NO wood plates or spacers will be allowed.
  8. Maximum effort to operate closers shall not exceed 5 lbs., such pull or push effort being applied at right angles to hinged doors. Compensating devices or automatic door operators may be utilized to meet the above standards. When fire doors are required, the maximum effort to operate the closer may be increased but shall not exceed 15 lbs. when specifically approved by fire marshal. All closers shall be adjusted to operate with the minimum amount of opening force and still close and latch the door. These forces do not apply to the force required to retract latch bolts or disengage other devices that hold the door in a closed position. Door shall take at least 5 seconds to move from an open position of 70 degrees to a point of 3 inches from the latch jamb. Reference CBC Sections 1133B.2.5 & 1133B2.5.1.
  9. Provide sex-bolted or through bolt mounting for all door closers.
- C. Door Stops:
1. Unless otherwise noted in Hardware Sets, provide wall type with appropriate fasteners. Where wall type cannot be used, provide floor type. If neither can be used, provide overhead type.
- D. Protection Plates: Fabricate either kick, armor, or mop plates with four beveled edges. Provide kick plates 10" high and 2" LDW. Sizes of armor and mop plates shall be listed in the Hardware Schedule. Furnish with machine or wood screws of bronze or stainless to match other hardware.

INCLINE VILLAGE GENERAL IMPROVEMENT DISTRICT  
RECREATION CENTER  
LOCKER ROOM MODERNIZATION

- E. Silencers: Furnish silencers for interior hollow metal frames, 3 for single doors, 2 for pairs of doors. Omit where sound or light seals occurs, or for fire-resistive-rated door assemblies.

2.03 FINISHES

- A. Generally to be satin chrome US26D (626 on bronze and 652 on steel) unless otherwise noted.
- B. Furnish push plates, pull plates and kick or armor plates in satin stainless steel US32D (630) unless otherwise noted.
- C. Door closers shall be powder-coated to match other hardware, unless otherwise noted.
- D. Aluminum items to be finished anodized aluminum except thresholds which can be furnished as standard mill finish.

2.05 FASTENERS

- A. Screws for strikes, face plates and similar items shall be flat head, countersunk type, provide machine screws for metal and standard wood screws for wood.
- B. Screws for butt hinges shall be flathead, countersunk, full-thread type.
- C. Fastening of closer bases or closer shoes to doors shall be by means of sex bolts and spray painted to match closer finish.
- D. Provide expansion anchors for attaching hardware items to concrete or masonry.
- E. All exposed fasteners shall have a phillips head.
- F. Finish of exposed screws to match surface finish of hardware or other adjacent work.
- G. All Exit Devices and Lock Protectors shall be fastened to the door by the means of sex bolts or through bolts.

PART 3 - EXECUTION

3.01 INSPECTION

- A. Verify that doors and frames are square and plumb and ready to receive work and dimensions are as instructed by the manufacturer.
- B. Beginning of installation means acceptance of existing conditions.

3.02 INSTALLATION

- A. Install hardware in accordance with manufacturer's instructions and requirements of DHI.
- B. Use the templates provided by hardware item manufacturer.
- C. Mounting heights for Accessible Hardware shall be as shown in ANSI 117.1 Operating hardware will to be centered between 30" and 44" above the floor.
- D. Set units level, plumb and true to line and location. Adjust and reinforce the attachment substrate as necessary for proper installation and operation.
- E. Drill and countersink units that are not factory-prepared for anchorage fasteners. Space fasteners and anchors in accordance with industry standards.

3.03 ADJUST AND CLEAN

INCLINE VILLAGE GENERAL IMPROVEMENT DISTRICT  
RECREATION CENTER  
LOCKER ROOM MODERNIZATION

- A. Adjust and check each operating item of hardware and each door, to ensure proper operation or function of every unit. Replace units which cannot be adjusted to operate freely and smoothly as intended for the application made.
- B. Clean adjacent surface soiled by hardware installation.
- C. Final Adjustment: Wherever hardware installation is made more than one month prior to acceptance or occupancy, return to that work area and make final check and adjustment of all hardware items in such space or area. Clean operating items as necessary to restore proper function and finish of hardware and doors. Adjust door control devices to compensate for final operation of heating and ventilating equipment.
- D. Instruct Owner's Personnel in proper adjustment and maintenance of hardware finishes, during the final adjustment of hardware.

3.06 SCHEDULE

- A. The items listed in the following schedule shall conform to the requirements of the foregoing specifications.

Manufacturers Abbreviations (Mfr.)

|     |   |                         |  |
|-----|---|-------------------------|--|
| IVE | = | Ives                    | Hinges, Pivots, Bolts, Coordinators, Dust Proof Strikes, Push Pull & Kick Plates, Door Stops & Silencers |
| LCN | = | LCN                     | Door Closers   |
| NGP | = | National Guard Products | Thresholds, Gasketing & Weather-stripping  |
| SCE | = | Schlage Electronics     | Electronic Door Components   |
| SCH | = | Schlage Lock Company    | Locks, Latches & Cylinders   |
| VON | = | Von Duprin              | Exit Devices   |

Hardware Group 1: New Door at Women's Room, New Door at Men's Room:

EACH TO HAVE:

| QTY |    | DESCRIPTION    | CATALOG NUMBER    | FINISH | MFR |
|-----|----|----------------|-------------------|--------|-----|
| 3   | EA | HINGE          | 5BB1 4.5 X 4.5    | 640    | IVE |
| 1   | EA | PUSH PLATE     | 8200 6" X 16"     | 613    | IVE |
| 1   | EA | PULL PLATE     | 8105 10" 4" X 16" | 613    | IVE |
| 1   | EA | SURFACE CLOSER | 1461              | 695    | LCN |
| 1   | EA | KICK PLATE     | 8400 10" X 2" LDW | 613    | IVE |
| 1   | EA | WALL STOP      | WS402CCV          | 613    | IVE |
| 3   | EA | SILENCER       | SR64              | GRY    | IVE |

INCLINE VILLAGE GENERAL IMPROVEMENT DISTRICT  
RECREATION CENTER  
LOCKER ROOM MODERNIZATION

END OF SECTION

---

SECTION 08 71 00  
DOOR HARDWARE  
Page 6

INCLINE VILLAGE GENERAL IMPROVEMENT DISTRICT  
RECREATION CENTER  
LOCKER ROOM MODERNIZATION

SECTION 092900 - GYPSUM BOARD

PART 1 - GENERAL

1.1 RELATED DOCUMENTS

- A. Drawings and general provisions of the Contract, including General and Supplementary Conditions and Division 01 Specification Sections, apply to this Section.

1.2 SUMMARY

- A. Section Includes:
- B. Interior gypsum board.
- C. Texture finishes.

1.3 ACTION SUBMITTALS

- A. Product Data: For each type of product.
- B. Samples: For the following products:
- C. Trim Accessories: Full-size Sample in 12-inch- long length for each trim accessory indicated.
- D. Textured Finishes: 4 sf for each textured finish indicated and on same backing indicated for Work.

1.4 QUALITY ASSURANCE

- A. Mockups: Before beginning gypsum board installation, install mockups of at least 100 sq. ft. in surface area to demonstrate aesthetic effects and set quality standards for materials and execution.
- B. Install mockups for the following:
- C. Each level of gypsum board finish indicated for use in exposed locations.
- D. Each texture finish indicated.
- E. Simulate finished lighting conditions for review of mockups.
- F. Subject to compliance with requirements, approved mockups may become part of the completed Work if undisturbed at time of Substantial Completion.

INCLINE VILLAGE GENERAL IMPROVEMENT DISTRICT  
RECREATION CENTER  
LOCKER ROOM MODERNIZATION

1.5 DELIVERY, STORAGE AND HANDLING

- A. Store materials inside under cover and keep them dry and protected against weather, condensation, direct sunlight, construction traffic, and other potential causes of damage. Stack panels flat and supported on risers on a flat platform to prevent sagging.

1.6 FIELD CONDITIONS

- A. Environmental Limitations: Comply with ASTM C 840 requirements or gypsum board manufacturer's written recommendations, whichever are more stringent.
- B. Do not install paper-faced gypsum panels until installation areas are enclosed and conditioned.
- C. Do not install panels that are wet, those that are moisture damaged, and those that are mold damaged.
- D. Indications that panels are wet or moisture damaged include, but are not limited to, discoloration, sagging, or irregular shape.
- E. Indications that panels are mold damaged include, but are not limited to, fuzzy or splotchy surface contamination and discoloration.

PART 2 - PRODUCTS

2.1 PERFORMANCE REQUIREMENTS

- A. Low-Emitting Materials: For ceiling and wall assemblies, provide materials and construction identical to those tested in assembly and complying with the testing and product requirements of the California Department of Health Services' "Standard Practice for the Testing of Volatile Organic Emissions from Various Sources Using Small-Scale Environmental Chambers."

2.2 GYPSUM BOARD, GENERAL

- A. Size: Provide maximum lengths and widths available that will minimize joints in each area and that correspond with support system indicated.

2.3 INTERIOR GYPSUM BOARD

- A. Manufacturers: Subject to compliance with requirements, provide products by one of the following:
  - 1. Georgia-Pacific Gypsum LLC.
  - 2. National Gypsum Company.
  - 3. PABCO Gypsum.
  - 4. USG Corporation.



INCLINE VILLAGE GENERAL IMPROVEMENT DISTRICT  
RECREATION CENTER  
LOCKER ROOM MODERNIZATION

- B. Moisture- and Mold-Resistant Gypsum Board: ASTM C 1396/C 1396M. With moisture- and mold-resistant core and paper surfaces.  
Core: 5/8 inch, Type X.  
Long Edges: Tapered.  
Mold Resistance: ASTM D 3273, score of 10 as rated according to ASTM D 3274.

2.4 TRIM ACCESSORIES

- A. Interior Trim: ASTM C 1047.
- B. Material: Galvanized or aluminum-coated steel sheet or rolled zinc.  
Shapes:
- C. Cornerbead.
- D. LC-Bead: J-shaped; exposed long flange receives joint compound.
- E. L-Bead: L-shaped; exposed long flange receives joint compound.

2.5 JOINT TREATMENT MATERIALS

- A. General: Comply with ASTM C 475.
- B. Joint Tape:  
Interior Gypsum Board: Paper.
- C. Joint Compound for Interior Gypsum Board: For each coat use formulation that is compatible with other compounds applied on previous or for successive coats.
- D. Prefilling: At open joints, beveled panel edges, and damaged surface areas, use setting-type taping compound.
- E. Embedding and First Coat: For embedding tape and first coat on joints, fasteners, and trim flanges, use drying-type, all-purpose compound.
- F. Fill Coat: For second coat, use drying-type, all-purpose compound.
- G. Finish Coat: For third coat, use drying-type, all-purpose compound.
- H. Skim Coat: For final coat of Level 5 finish, use setting-type, sandable topping compound.

1.2 GYPSUM BOARD PRIMER

- A. Interior Gypsum Board Primer: Factory-formulated latex-based primer for interior application.
  - 1. Westpac Materials; Westpac Prep Coat, Apply per manufacturer's recommendations to areas requiring Level 3 and Level 4 drywall finish.

INCLINE VILLAGE GENERAL IMPROVEMENT DISTRICT  
RECREATION CENTER  
LOCKER ROOM MODERNIZATION

2. Westpac Materials; Westpac Smooth Coat, Apply per manufacturer's recommendations to areas requiring Level 5 drywall finish.

2.6 AUXILIARY MATERIALS

- A. General: Provide auxiliary materials that comply with referenced installation standards and manufacturer's written recommendations.
- B. Steel Drill Screws: ASTM C 1002, unless otherwise indicated.  
Use screws complying with ASTM C 954 for fastening panels to steel members from 0.033 to 0.112 inch thick.

2.7 TEXTURE FINISHES

1. Primer: Smooth Coat drywall primer as manufactured by Westpac Materials, Orange, Ca. Provide Surfacer Drywall primer on all level 4 and level 5 finishes.

PART 3 - EXECUTION

3.1 EXAMINATION

- A. Examine areas and substrates including welded hollow-metal frames and framing, with Installer present, for compliance with requirements and other conditions affecting performance.
- B. Examine panels before installation. Reject panels that are wet, moisture damaged, and mold damaged.
- C. Proceed with installation only after unsatisfactory conditions have been corrected.

3.2 APPLYING AND FINISHING PANELS, GENERAL

- A. Comply with ASTM C 840.
- B. Install panels with face side out. Butt panels together for a light contact at edges and ends with not more than 1/16 inch of open space between panels. Do not force into place.
- C. Locate edge and end joints over supports, except in ceiling applications where intermediate supports or gypsum board back-blocking is provided behind end joints. Do not place tapered edges against cut edges or ends. Stagger vertical joints on opposite sides of partitions. Do not make joints other than control joints at corners of framed openings.
- D. Form control and expansion joints with space between edges of adjoining gypsum panels.

INCLINE VILLAGE GENERAL IMPROVEMENT DISTRICT  
RECREATION CENTER  
LOCKER ROOM MODERNIZATION

- E. Isolate perimeter of gypsum board applied to non-load-bearing partitions at structural abutments, except floors. Provide 1/4- to 1/2-inch- wide spaces at these locations and trim edges with edge trim where edges of panels are exposed. Seal joints between edges and abutting structural surfaces with acoustical sealant.
- F. Wood Framing: Install gypsum panels over wood framing, with floating internal corner construction. Do not attach gypsum panels across the flat grain of wide-dimension lumber, including floor joists and headers. Float gypsum panels over these members or provide control joints to counteract wood shrinkage.

3.3 APPLYING INTERIOR GYPSUM BOARD

- A. Install interior gypsum board in the following locations:  
Type X: As indicated on Drawings and where required for fire-resistance-rated assembly.
- B. Single-Layer Application:
  - 1. On partitions/walls, apply gypsum panels perpendicular to framing unless otherwise indicated or required by fire-resistance-rated assembly, and minimize end joints.
  - 2. Stagger abutting end joints not less than one framing member in alternate courses of panels.
  - 3. Fastening Methods: Apply gypsum panels to supports with steel drill screws.

3.4 INSTALLING TRIM ACCESSORIES

- A. General: For trim with back flanges intended for fasteners, attach to framing with same fasteners used for panels. Otherwise, attach trim according to manufacturer's written instructions.
- B. Interior Trim: Install in the following locations:
  - 1. Cornerbead: Use at outside corners.
  - 2. LC-Bead: Use at exposed panel edges.

3.5 FINISHING GYPSUM BOARD

- A. General: Treat gypsum board joints, interior angles, edge trim, control joints, penetrations, fastener heads, surface defects, and elsewhere as required to prepare gypsum board surfaces for decoration. Promptly remove residual joint compound from adjacent surfaces.
- B. Prefill open joints, rounded or beveled edges, and damaged surface areas.
- C. Apply joint tape over gypsum board joints, except for trim products specifically indicated as not intended to receive tape.
- D. Gypsum Board Finish Levels: Finish panels to levels indicated in Finish Schedule below.

INCLINE VILLAGE GENERAL IMPROVEMENT DISTRICT  
RECREATION CENTER  
LOCKER ROOM MODERNIZATION

3.6 APPLYING TEXTURE FINISHES

- A. Texture Finish Application: Mix and apply finish to produce a uniform texture, matching approved mockup and free of starved spots or other evidence of thin application or of application patterns.
  - 1. Match existing wall surface texture.
- B. Prevent texture finishes from coming into contact with surfaces not indicated to receive texture finish by covering them with masking agents, polyethylene film, or other means. If, despite these precautions, texture finishes contact these surfaces, immediately remove droppings and overspray to prevent damage according to texture-finish manufacturer's written recommendations.
- C. Surface Preparation and Primer: Prepare and apply primer to gypsum panels and other surfaces receiving texture finishes. Apply primer to surfaces that are clean, dry, and smooth.

3.7 PROTECTION

- A. Protect adjacent surfaces from drywall compound and promptly remove from floors and other non-drywall surfaces. Repair surfaces stained, marred, or otherwise damaged during drywall application.
- B. Protect installed products from damage from weather, condensation, direct sunlight, construction, and other causes during remainder of the construction period.
- C. Remove and replace panels that are wet, moisture damaged, and mold damaged. Indications that panels are wet or moisture damaged include, but are not limited to, discoloration, sagging, or irregular shape. Indications that panels are mold damaged include, but are not limited to, fuzzy or splotchy surface contamination and discoloration.

END OF SECTION 092900

INCLINE VILLAGE GENERAL IMPROVEMENT DISTRICT  
RECREATION CENTER  
LOCKER ROOM MODERNIZATION

SECTION 093000 - TILING

PART 1 - GENERAL

1.1 RELATED DOCUMENTS

- A. Drawings and general provisions of the Contract, including General and Supplementary Conditions and Division 1 Specification Sections, apply to this Section.

1.2 SUMMARY

- A. This Section includes the following:
  - 1. Ceramic floor tile.
  - 2. Glazed wall tile.
  - 3. Waterproof and cleavage membranes for thin-set tile installations.
  - 4. Quartz and Composite Countertops.
- B. Related Sections include the following:
  - 1. Division 3 Section "Cast-in-Place Concrete" for monolithic slab finishes specified for tile substrates.
  - 2. Division 6 Section "Interior Architectural Woodwork" for Plastic Laminate Countertops.
  - 3. Division 7 Section "Joint Sealants" for sealing of expansion, contraction, control, and isolation joints in tile surfaces.
  - 4. Division 9 Section "Gypsum Board Assemblies" for special gypsum wallboard assemblies.

1.3 DEFINITIONS

- A. Module Size: Actual tile size (minor facial dimension as measured per ASTM C 499) plus joint width indicated.
- B. Facial Dimension: Actual tile size (minor facial dimension as measured per ASTM C 499).
- C. Facial Dimension: Nominal tile size as defined in ANSI A137.1.

1.4 PERFORMANCE REQUIREMENTS

- A. Static Coefficient of Friction: For tile installed on walkway surfaces, provide products with the following values as determined by testing identical products per ASTM C 1028:
  - 1. Level Surfaces: Minimum 0.6.

1.5 SUBMITTALS

- A. Product Data: For each type of tile, mortar, grout, and other products specified.
- B. Shop Drawings: For the following:
  - 1. Tile patterns and locations.

INCLINE VILLAGE GENERAL IMPROVEMENT DISTRICT  
RECREATION CENTER  
LOCKER ROOM MODERNIZATION

2. Widths, details, and locations of expansion, contraction, control, and isolation joints in tile substrates and finished tile surfaces.
- C. Grout Samples for Initial Selection: Manufacturer's color charts consisting of actual sections of grout showing the full range of colors available for each type of grout indicated.
- D. Samples for Verification: Of each item listed below, prepared on Samples of size and construction indicated. Where products involve normal color and texture variations, include Sample sets showing the full range of variations expected.
1. Each type and composition of tile and for each color and texture required, at least 12 inches square, mounted on braced cementitious backer units, and with grouted joints using product complying with specified requirements and approved for completed work in color or colors selected by Architect.
  2. Full-size units of each type of trim and accessory for each color required.
  3. Stone thresholds in 6-inch lengths.
- 1.6 QUALITY ASSURANCE
- A. Installer Qualifications: Engage an experienced installer who has completed tile installations similar in material, design, and extent to that indicated for this Project and with a record of successful in-service performance.
- 1.7 DELIVERY, STORAGE, AND HANDLING
- A. Deliver and store packaged materials in original containers with seals unbroken and labels intact until time of use. Comply with requirement of ANSI A137.1 for labeling sealed tile packages.
- B. Prevent damage or contamination to materials by water, freezing, foreign matter, and other causes.
- 1.8 PROJECT CONDITIONS
- A. Environmental Limitations: Do not install tile until construction in spaces is completed and ambient temperature and humidity conditions are being maintained to comply with referenced standards and manufacturer's written instructions.
- 1.9 EXTRA MATERIALS
- A. Deliver extra materials to Owner. Furnish extra materials described below that match products installed, are packaged with protective covering for storage, and are identified with labels describing contents.
1. Tile and Trim Units: Furnish quantity of full-size units equal to 3 percent of amount installed, for each type, composition, color, pattern, and size indicated.

INCLINE VILLAGE GENERAL IMPROVEMENT DISTRICT  
RECREATION CENTER  
LOCKER ROOM MODERNIZATION

PART 2 - PRODUCTS

2.1 MANUFACTURERS

- A. Available Manufacturers: Subject to compliance with requirements, manufacturers offering products that may be incorporated into the Work include, but are not limited to, the following:
1. Tile Products:
    - a. As shown on Finish Material Legend on Drawings.
  2. Tile-Setting and Grouting Materials:
    - a. Custom Building Products.
    - b. Dal-Tile Corporation.
    - c. Laticrete International, Inc.
    - d. Mapei Corporation.

2.2 PRODUCTS, GENERAL

- A. ANSI Ceramic Tile Standard: Provide tile that complies with ANSI A137.1, "Specifications for Ceramic Tile," for types, compositions, and other characteristics indicated.
- B. ANSI Standards for Tile Installation Materials: Provide materials complying with ANSI standards referenced in "Setting Materials" and "Grouting Materials" articles.
- C. Colors, Textures, and Patterns: Where manufacturer's standard products are indicated for tile, grout, and other products requiring selection of colors, surface textures, patterns, and other appearance characteristics, provide specific products or materials complying with the following requirements:
1. Provide Architect's selections from manufacturer's full range of colors, textures, and patterns for products of type indicated.
  2. Provide tile trim and accessories that match color and finish of adjoining flat tile.
- D. Factory Blending: For tile exhibiting color variations within the ranges selected during Sample submittals, blend tile in the factory and package so tile units taken from one package show the same range in colors as those taken from other packages and match approved Samples.

2.3 TILE PRODUCTS

- A. See Finish Schedule and Legend in Drawings for descriptions of Tile Products.
- B. Trim Units: Provide Schluter trim units to comply with the following requirements:
1. All tile exposed tops, edges and corners: Schluter Quadec-k, Satin Anodized aluminum.
  2. Interior and exterior corner intersections: Schluter Quadec-k, color to match trim.
  3. At tile wall to floor transitions: Schluter Dilex-AHK
  4. At tile floor to non-tile wall transition provide: Schluter-Design Base SL.
  5. At tile floor to concrete floor transition: Reno-U
    - a. Color to match other Schluter trim

INCLINE VILLAGE GENERAL IMPROVEMENT DISTRICT  
RECREATION CENTER  
LOCKER ROOM MODERNIZATION

- b. Verify size required is compliant with accessibility requirements.
- 6. Size: Select size and thickness as required for tile.

2.4 SETTING MATERIALS

- A. Mortar Bed Installation Materials - Floors At Wet Locations; Showers, Shower access area and other areas shown to receive mortar bed.(TCNA# F121-18& TCNA #421-18): Provide materials complying with ANSI A108.1A and as specified below:
  - 1. Substrate: Slab on Grade
  - 2. Cleavage membrane/Slip Sheet: 4 Mil. Polyethylene or 15 lb. Builder's Felt
  - 3. Expanded metal lath: 3.4# galvanized Diamond Wire Metal Lath.
  - 4. 1-1/4" TO 2" Fortified Mortar Bed: Laticrete 3701 Fortified Mortar Bed. Slope to drain 1/4" in/12" min.
  - 5. Waterproofing Membrane: Laticrete Hyrdo Ban. All areas must have two coats to ensure waterproofing capabilities.
  - 6. Fortified Mortar Bed: Laticrete 3701 Fortified Mortar Bed. Slope to drain 1/4" in/12" min.
  - 7. Mortar: Laticrete Latapoxy Biogreen 300 Adhesive
- B. Thin-Set Mortar Installation Materials - Slab on Grade, level floor installation (TCNA #F125-Full-18):
  - 1. Substrate: Concrete.
  - 2. Waterproofing Membrane: Laticrete Hydro Ban. All areas must have two coats to ensure waterproofing capabilities.
  - 3. Mortar: Laticrete Latapoxy Biogreen 300 Adhesive
- C. Thin-Set Mortar Installation over G.W.B. Materials - Typical at walls unless otherwise noted TCNA W243-18). Provide materials complying with ANSI A108.1A and as specified below:
  - 1. Substrate: Moisture and Mold Resistant Gypsum Board
  - 2. Mortar: Laticrete Latapoxy Biogreen 300 Adhesive
- D. Thin-Set Mortar Installation over C.B.U. Materials - Typical at shower walls TCNA #W244C-18 & TCNA #421-18). Provide materials complying with ANSI A108.1A and as specified below:
  - 1. Substrate: Cementitious backer unit.
  - 2. Waterproofing Membrane: Laticrete Hyrdo Ban. All areas must have two coats to ensure waterproofing capabilities.
  - 3. Mortar: Laticrete Latapoxy Biogreen 300 Adhesive

2.5 GROUTING MATERIALS

- A. At locations indicated on drawings: Laticrete SpectraLock Pro Grout, Custom Building Products or approved equal.

2.6 SOLID SURFACE COUNTERTOPS ( At locations indicated on drawings)

- A. Caesarstone composite surfaces.
  - 1. Thickness: 3/4-inch

093000  
TILING  
4/8



INCLINE VILLAGE GENERAL IMPROVEMENT DISTRICT  
RECREATION CENTER  
LOCKER ROOM MODERNIZATION

2. Edge: Laminated, 2" unless otherwise indicated on drawings, square edge.
3. Color: See Drawings for Finish Material Legend.

2.7 MISCELLANEOUS MATERIALS

- A. Trowelable Underlayments and Patching Compounds: Latex-modified, portland-cement-based formulation provided or approved by manufacturer of tile-setting materials for installations indicated.
- B. Tile Cleaner: A neutral cleaner capable of removing soil and residue without harming tile and grout surfaces, specifically approved for materials and installations indicated by tile and grout manufacturers.

2.8 MIXING MORTARS AND GROUT

- A. Mix mortars and grouts to comply with referenced standards and mortar and grout manufacturers' written instructions.
- B. Add materials, water, and additives in accurate proportions.
- C. Obtain and use type of mixing equipment, mixer speeds, mixing containers, mixing time, and other procedures to produce mortars and grouts of uniform quality with optimum performance characteristics for installations indicated.

PART 3 - EXECUTION

3.1 EXAMINATION

- A. Examine substrates, areas, and conditions where tile will be installed, with Installer present, for compliance with requirements for installation tolerances and other conditions affecting performance of installed tile.
  1. Verify that substrates for setting tile are firm; dry; clean; free from oil, waxy films, and curing compounds; and within flatness tolerances required by referenced ANSI A108 series of tile installation standards for installations indicated.
  2. Verify that installation of grounds, anchors, recessed frames, electrical and mechanical units of work, and similar items located in or behind tile has been completed before installing tile.
  3. Verify that joints and cracks in tile substrates are coordinated with tile joint locations; if not coordinated, adjust latter in consultation with Architect.
- B. Do not proceed with installation until unsatisfactory conditions have been corrected.

3.2 PREPARATION

- A. Remove coatings, including curing compounds, and other substances that contain soap, wax, oil, or silicone and are incompatible with tile-setting materials by using a terrazzo or concrete grinder, a drum sander, or a polishing machine equipped with a heavy-duty wire brush.

INCLINE VILLAGE GENERAL IMPROVEMENT DISTRICT  
RECREATION CENTER  
LOCKER ROOM MODERNIZATION

- B. Provide concrete substrates for tile floors installed with dry-set or latex-portland cement mortars that comply with flatness tolerances specified in referenced ANSI A108 series of tile installation standards for installations indicated.
    - 1. Recess concrete at areas to have Mortar bed floor tile installation as required for slopes to drain.
    - 2. Use trowelable leveling and patching compounds per tile-setting material manufacturer's written instructions to fill cracks, holes, and depressions.
    - 3. Remove protrusions, bumps, and ridges by sanding or grinding.
  - C. Blending: For tile exhibiting color variations within the ranges selected during Sample submittals, verify that tile has been blended in the factory and packaged so tile units taken from one package show the same range in colors as those taken from other packages and match approved Samples. If not factory blended, either return to manufacturer or blend tiles at Project site before installing.
- 3.3 INSTALLATION, GENERAL
- A. ANSI Tile Installation Standards: Comply with parts of ANSI A108 series of tile installation standards in "Specifications for Installation of Ceramic Tile" that apply to types of setting and grouting materials and to methods indicated in ceramic tile installation schedules.
  - B. TCNA Installation Guidelines: TCNA's "Handbook for Ceramic Tile Installation." Comply with TCNA installation methods indicated in ceramic tile installation schedules.
  - C. Extend tile work into recesses and under or behind equipment and fixtures to form a complete covering without interruptions, unless otherwise indicated. Terminate work neatly at obstructions, edges, and corners without disrupting pattern or joint alignments.
  - D. Accurately form intersections and returns. Perform cutting and drilling of tile without marring visible surfaces. Carefully grind cut edges of tile abutting trim, finish, or built-in items for straight aligned joints. Fit tile closely to electrical outlets, piping, fixtures, and other penetrations so plates, collars, or covers overlap tile.
  - E. Jointing Pattern: Lay tile in grid pattern, unless otherwise indicated. Align joints when adjoining tiles on floor, base, walls, and trim are the same size. Lay out tile work and center tile fields in both directions in each space or on each wall area. Adjust to minimize tile cutting. Provide uniform joint widths, unless otherwise indicated.
    - 1. For tile mounted in sheets, make joints between tile sheets the same width as joints within tile sheets so joints between sheets are not apparent in finished work.
  - F. Lay out tile wainscots to next full tile beyond dimensions indicated.
  - G. Expansion Joints: Locate expansion joints and other sealant-filled joints, including control, contraction, and isolation joints, where indicated during installation of setting materials, mortar beds, and tile. Do not saw-cut joints after installing tiles.
    - 1. Locate joints in tile surfaces directly above joints in concrete substrates.
    - 2. Prepare joints and apply sealants to comply with requirements of Division 7 Section "Joint Sealants."

INCLINE VILLAGE GENERAL IMPROVEMENT DISTRICT  
RECREATION CENTER  
LOCKER ROOM MODERNIZATION

- H. Grout tile to comply with the requirements of the following tile installation standards:
  - 1. For ceramic tile grouts (sand-portland cement, dry-set, commercial portland cement, and latex-portland cement grouts), comply with ANSI A108.10.

3.4 WATERPROOFING INSTALLATION

- A. Install waterproofing to comply with waterproofing manufacturer's written instructions to produce a waterproof membrane of uniform thickness bonded securely to substrate.
- B. Do not install tile over waterproofing until waterproofing has cured and been tested to determine that it is watertight.

3.5 FLOOR TILE INSTALLATION

- A. General: Install tile to comply with requirements in the Ceramic Tile Floor Installation Schedule, including those referencing TCA installation methods and ANSI A108 series of tile installation standards.
- B. Installation Standards:
  - 1. Slab-On-Grade: Thin-Set Floor Tile: As identified in assembly
  - 2. Slab on Grade with Mortar Bed: As identified in assembly
- C. Joint Widths: Install tile on floors with the following joint widths:
  - 1. Ceramic Floor Tile: Per manufacturer recommendation
- D. Back Buttering: For installations indicated, obtain 100 percent mortar coverage by complying with applicable special requirements for back buttering of tile in referenced ANSI A108 series of tile installation standards:
  - 1. Tile floors composed of tiles 8 by 8 inches or larger.
  - 2. Tile floors composed of rib-backed tiles.
- E. Metal Edge Strips: Install at locations indicated or where exposed edge of tile flooring meets carpet, wood, or other flooring that finishes flush with top of tile.

3.6 WALL TILE INSTALLATION

- A. Installation Standards:
  - 1. Wall Tile on Mortar Bed at Showers: TCNA B414-09
  - 2. Wall Tile on Cementitious Backer Units: TCNA W244E
- B. Install types of tile designated for wall installations to comply with requirements in the Ceramic Tile Wall Installation Schedule, including those referencing TCA installation methods and ANSI setting-bed standards.
- C. Joint Widths: Install tile on walls with the following joint widths:
  - 1. Wall Tile: 1/8 inch.
- D. Back Buttering: For installations indicated, obtain 100 percent mortar coverage by complying with applicable special requirements for back buttering of tile in referenced ANSI A108 series of tile installation standards:

INCLINE VILLAGE GENERAL IMPROVEMENT DISTRICT  
RECREATION CENTER  
LOCKER ROOM MODERNIZATION

1. Tile wall installations composed of tiles 8 by 8 inches or larger.

3.7 CLEANING AND PROTECTING

- A. Cleaning: On completion of placement and grouting, clean all ceramic tile surfaces so they are free of foreign matter.
  1. Remove latex-portland cement grout residue from tile as soon as possible.
  2. Unglazed tile may be cleaned with acid solutions only when permitted by tile and grout manufacturer's written instructions, but no sooner than 10 days after installation. Protect metal surfaces, cast iron, and vitreous plumbing fixtures from effects of acid cleaning. Flush surface with clean water before and after cleaning.
  3. Remove temporary protective coating by method recommended by coating manufacturer that is acceptable to brick and grout manufacturer. Trap and remove coating to prevent it from clogging drains.
- B. Finished Tile Work: Leave finished installation clean and free of cracked, chipped, broken, unbonded, and otherwise defective tile work.
- C. Provide final protection and maintain conditions, in a manner acceptable to manufacturer and Installer, that ensure tile is without damage or deterioration at the time of Substantial Completion.
  1. When recommended by tile manufacturer, apply a protective coat of neutral protective cleaner to completed tile walls and floors. Protect installed tile work with kraft paper or other heavy covering during construction period to prevent staining, damage, and wear.
  2. Prohibit foot and wheel traffic from tiled floors for at least 7 days after grouting is completed.
- D. Before final inspection, remove protective coverings and rinse neutral cleaner from tile surfaces.

END OF SECTION 093000

INCLINE VILLAGE GENERAL IMPROVEMENT DISTRICT  
RECREATION CENTER  
LOCKER ROOM MODERNIZATION

SECTION 099110 - INTERIOR PAINTING

PART 1 - GENERAL

1.1 RELATED DOCUMENTS

- A. Drawings and general provisions of the Contract, including General and Supplementary Conditions and Division 01 Specification Sections, apply to this Section.

1.2 RELATED DOCUMENTS

- A. Drawings and general provisions of the Contract, including General and Supplementary Conditions and Division 1 Specification Sections, apply to this Section.

- B. Related Sections include the following:
  - 1. Division 9 Section "Gypsum Board Assemblies" for gypsum board levels of finish.

1.3 SUMMARY

- A. Section includes surface preparation and the application of paint and stain systems on the following interior and exterior substrates:
  - 1. Steel.
  - 2. Wood.
  - 3. Gypsum board.
- B. Related Requirements:
  - 1. Division 5 and 13 Sections for shop priming of metal substrates with primers specified in these Section.

1.4 ACTION SUBMITTALS

- A. Product Data: For each type of product. Include preparation requirements and application instructions.
- B. Sustainability Submittals:
  - 1. Laboratory Test Reports for Low Emitting materials: For paints and coatings, documentation indicating that they meet the testing and product requirements of the California Department of Health Services' "Standard Practice for the Testing of Volatile Organic Emissions from Various Sources Using Small-Scale Environmental Chambers."
- C. Samples for Initial Selection: For each type of topcoat product.
- D. Samples for Verification: For each type of paint system and in each color and gloss of topcoat.
  - 1. Submit Samples on rigid backing, 8 inches square.
  - 2. Step coats on Samples to show each coat required for system.
  - 3. Label each coat of each Sample.

INCLINE VILLAGE GENERAL IMPROVEMENT DISTRICT  
RECREATION CENTER  
LOCKER ROOM MODERNIZATION

4. Label each Sample for location and application area.

- E. Product List: For each product indicated, include the following:
1. Cross-reference to paint system and locations of application areas. Use same designations indicated on Drawings and in schedules.
  2. Printout of current "MPI Approved Products List" for each product category specified in Part 2, with the proposed product highlighted.
  3. VOC content.

1.5 MAINTENANCE MATERIAL SUBMITTALS

- A. Furnish extra materials that match products installed and that are packaged with protective covering for storage and identified with labels describing contents.
1. Paint: 5 percent, but not less than 1 gal., of each material and color applied.

1.6 QUALITY ASSURANCE

- A. Mockups: Apply mockups of each paint system indicated and each color and finish selected to verify preliminary selections made under Sample submittals and to demonstrate aesthetic effects and set quality standards for materials and execution.
1. Architect will select one surface to represent surfaces and conditions for application of each paint system specified in Part 3.
    - a. Vertical and Horizontal Surfaces: Provide samples of at least 100 sq. ft..
    - b. Other Items: Architect will designate items or areas required.
  2. Final approval of color selections will be based on mockups.
    - a. If preliminary color selections are not approved, apply additional mockups of additional colors selected by Architect at no added cost to Owner.
  3. Approval of mockups does not constitute approval of deviations from the Contract Documents contained in mockups unless Architect specifically approves such deviations in writing.
  4. Subject to compliance with requirements, approved mockups may become part of the completed Work if undisturbed at time of Substantial Completion.

1.7 DELIVERY, STORAGE, AND HANDLING

- A. Store materials not in use in tightly covered containers in well-ventilated areas with ambient temperatures continuously maintained at not less than 45 deg F.
1. Maintain containers in clean condition, free of foreign materials and residue.
  2. Remove rags and waste from storage areas daily.

1.8 FIELD CONDITIONS

- A. Apply paints only when temperature of surfaces to be painted and ambient air temperatures are between 50 and 95 deg F.
- B. Do not apply paints when relative humidity exceeds 85 percent; at temperatures less than 5 deg F above the dew point; or to damp or wet surfaces.

1.9 SECTION REQUIREMENTS

INCLINE VILLAGE GENERAL IMPROVEMENT DISTRICT  
RECREATION CENTER  
LOCKER ROOM MODERNIZATION

- A Summary: Paint exposed surfaces unless otherwise indicated.
1. Do not paint prefinished items, items with an integral finish, operating parts, and labels, unless otherwise indicated.
- B Submittals: Product Data and Samples.
- C Mockups: Full-coat finish Sample of each type of coating, color, and substrate, applied where directed.
- D Obtain block fillers and primers for each coating system from same manufacturer as finish coats.
- E Extra Materials: Deliver to Owner 1 gal. or 5%, whichever is greater, of each color and type of finish coat paint used on Project, in containers, properly labeled and sealed.

PART 2 - PRODUCTS

- A Available Manufacturers: Subject to compliance with requirements, manufacturers offering products that may be incorporated into the Work include, but are not limited to, the following:
1. Sherwin Williams
  2. Benjamin Moore
  3. Kelly-Moore
  4. Old Masters
  5. or approved equal.
- B Material Compatibility:
1. Provide materials for use within each paint system that are compatible with one another and substrates indicated, under conditions of service and application as demonstrated by manufacturer, based on testing and field experience.
  2. For each coat in a paint system, provide products recommended in writing by manufacturers of topcoat for use in paint system and on substrate indicated.
- C VOC Content of Field-Applied Interior Paints and Coatings: Provide products that comply with the following limits for VOC content, exclusive of colorants added to a tint base, when calculated according to 40 CFR 59, Subpart D (EPA Method 24); these requirements do not apply to paints and coatings that are applied in a fabrication or finishing shop:
1. Flat Paints, Coatings, and Primers: VOC content of not more than 50 g/L.
  2. Nonflat Paints, Coatings, and Primers: VOC content of not more than 150 g/L.
  3. Anti-Corrosive and Anti-Rust Paints Applied to Ferrous Metals: VOC not more than 250 g/L.
  4. Floor Coatings: VOC not more than 100 g/L.
  5. Shellacs, Clear: VOC not more than 730 g/L.
  6. Shellacs, Pigmented: VOC not more than 550 g/L.
  7. Flat Topcoat Paints: VOC content of not more than 50 g/L.
  8. Nonflat Topcoat Paints: VOC content of not more than 150 g/L.
  9. Anti-Corrosive and Anti-Rust Paints Applied to Ferrous Metals: VOC not more than 250 g/L.
  10. Floor Coatings: VOC not more than 100 g/L.

INCLINE VILLAGE GENERAL IMPROVEMENT DISTRICT  
RECREATION CENTER  
LOCKER ROOM MODERNIZATION

11. Shellacs, Clear: VOC not more than 730 g/L.
  12. Shellacs, Pigmented: VOC not more than 550 g/L.
  13. Primers, Sealers, and Undercoaters: VOC content of not more than 200 g/L.
  14. Dry-Fog Coatings: VOC content of not more than 400 g/L.
  15. Zinc-Rich Industrial Maintenance Primers: VOC content of not more than 340 g/L.
  16. Pre-Treatment Wash Primers: VOC content of not more than 420 g/L.
- D. Chemical Components of Field-Applied Interior Paints and Coatings: Provide topcoat paints and anti-corrosive and anti-rust paints applied to ferrous metals that comply with the following chemical restrictions; these requirements do not apply to paints and coatings that are applied in a fabrication or finishing shop:
1. Aromatic Compounds: Paints and coatings shall not contain more than 1.0 percent by weight of total aromatic compounds (hydrocarbon compounds containing one or more benzene rings).
  2. Restricted Components: Paints and coatings shall not contain any of the following:
    - a. Acrolein.
    - b. Acrylonitrile.
    - c. Antimony.
    - d. Benzene.
    - e. Butyl benzyl phthalate.
    - f. Cadmium.
    - g. Di (2-ethylhexyl) phthalate.
    - h. Di-n-butyl phthalate.
    - i. Di-n-octyl phthalate.
    - j. 1,2-dichlorobenzene.
    - k. Diethyl phthalate.
    - l. Dimethyl phthalate.
    - m. Ethylbenzene.
    - n. Formaldehyde.
    - o. Hexavalent chromium.
    - p. Isophorone.
    - q. Lead.
    - r. Mercury.
    - s. Methyl ethyl ketone.
    - t. Methyl isobutyl ketone.
    - u. Methylene chloride.
    - v. Naphthalene.
    - w. Toluene (methylbenzene).
    - x. 1,1,1-trichloroethane.
    - y. Vinyl chloride.
- E. Colors: As shown on Drawings or as selected by Architect. Colors as selected on drawings are not intended to sole source the listed manufacturer. Colors descriptions can be color matched with other listed and approved manufacturers.
- 2.2 Material Compatibility: Provide materials that are compatible with one another and with substrates.



INCLINE VILLAGE GENERAL IMPROVEMENT DISTRICT  
RECREATION CENTER  
LOCKER ROOM MODERNIZATION

- 2.3 Material Quality: Manufacturer's best-quality paint material of coating types specified that are formulated and recommended by manufacturer for application indicated.
- 2.4 INTERIOR PRIMERS
- A. Interior Gypsum Board: Factory-formulated acrylic primer for interior application.
1. Sherwin Williams Extreme Bond; Interior Primer, Low VOC: Applied at a dry film thickness of not less than 1.5 mils.
- B. Interior Ferrous-Metal Primer: Factory-formulated quick-drying rust-inhibitive alkyd-based metal primer.
1. Sherwin Williams Extreme Bond; Interior Primer, Low VOC: Applied at a dry film thickness of not less than 1.5 mils.
- 2.5 INTERIOR FINISH COATS
- A. Interior Semi Gloss Finish: Factory-formulated satin/eggshell vinyl acrylic finish for interior application. (Typical Exposed Walls & Trim)
1. Interior Waterbased Acrylic-Alkyd Semi-Gloss Provide washable semi-gloss finish at Restrooms.
- B. Interior Clear Wood Sealer: Old Masters Master Armor satin Finish.
- C. Interior Ferrous Metal: SW Superpaint with Sanitizing Technology, Low VOC Interior Acrylic Semi-Gloss Enamel. Color to be selected and will be different color than adjacent walls.

PART 3 - EXECUTION

3.1 PREPARATION

- A. Remove hardware lighting fixtures and similar items that are not to be painted. Mask items that cannot be removed. Reinstall items in each area after painting is complete.
- B. Clean and prepare all surfaces in an area before beginning painting in that area. Schedule painting so cleaning operations will not damage newly painted surfaces.

3.2 APPLICATION

- A. Apply coatings by brush, roller, spray or other applicators according to coating manufacturer's written instructions. Allow for complete curing of each coat prior to application of additional coats.
- B. Pigmented (Opaque) Finishes: Completely cover surfaces to provide a smooth, opaque surface of uniform appearance. Provide a finish free of cloudiness, spotting, holidays, laps, brush marks, runs, sags, ropiness, or other surface imperfections.

3.3 INTERIOR PAINT APPLICATION SCHEDULE

INCLINE VILLAGE GENERAL IMPROVEMENT DISTRICT  
RECREATION CENTER  
LOCKER ROOM MODERNIZATION

- A. Gypsum Board:
  - 1. Semigloss Acrylic-Alkyd: Two coats over interior latex primer.
- B. Opaque: Woodwork and Hardboard:
  - 1. Semigloss Acrylic Enamel: Two coats over primer.
- C. Clear Wood Sealer: Apply per manufacturer installation recommendations, including light sanding of entire surface.
- D. Ferrous Metal:
  - 1. Semigloss Acrylic Enamel: Two coats over ferrous metal primer

END OF SECTION 099113

INCLINE VILLAGE GENERAL IMPROVEMENT DISTRICT  
RECREATION CENTER  
LOCKER ROOM MODERNIZATION

SECTION 101400 - SIGNAGE

PART 1 - GENERAL

1.1 RELATED DOCUMENTS

- A. Drawings and general provisions of the Contract, including General and Supplementary Conditions and Division 1 Specification Sections, apply to this Section.

1.2 SECTION INCLUDES

- A. Room Identification and Accessible Signage at each restroom door.

1.3 SUBMITTALS

- A. Product Data: For each type and style of sign specified. Include details of construction relative to materials, graphics, fonts, fabrication, and installation. Include details of anchors, hardware, and fastenings.
- B. Shop Drawings: For fabrication and installation. Include plans, details, and attachments to other work.
- C. Samples for Verification: Of each compartment or screen color and finish required, prepared on 6-inch square Samples of same thickness and material indicated for Work.

PART 2 - PRODUCTS

2.1 PLASTIC SIGNS

- A. Best Sign Systems, Inc., Graphic Blast MP
  1. Unframed Panel Signs: 1/8" thick, engraved laminated plastic, color as selected by architect, engraving 1/32" deep in contrasting background color.
  2. Letters: 3/4" inch high, San Serif, Uppercase Characters
  3. Symbols: International style.
  4. Braille: Grade 2 Braille, Dots 1/10 inch on center in each cell with 2/10 inch space between cells, raised minimum of 1/40 inch above background. Braille dots are domed or rounded.
  5. Corners: Eased
  6. Color: To be selected from manufacturers stand color options.
- B. Toilet Room Signage: (Toilet Room) Background color to contrast with door color. Provide signs for room mounted in the locations shown on the drawings.
  1. Room identification signage.
  2. See drawings for sign type and location.

PART 3 - EXECUTION

3.1 INSTALLATION

INCLINE VILLAGE GENERAL IMPROVEMENT DISTRICT  
RECREATION CENTER  
LOCKER ROOM MODERNIZATION

- A. Locate signs where indicated or directed by Architect. Install signs level, plumb, and at heights indicated, with sign surfaces free from distortion and other defects in appearance.
- B. Mounting Height for signs as shown on drawings, confirm exact location of sign with Architect prior to final installation.
- C. Installation shall comply with manufacturer's recommendations for type of substrate.

END OF SECTION 10430

INCLINE VILLAGE GENERAL IMPROVEMENT DISTRICT  
RECREATION CENTER  
LOCKER ROOM MODERNIZATION

SECTION 10155 TOILET COMPARTMENTS

PART 1 GENERAL

1.1 SECTION INCLUDES

- A. Solid plastic toilet compartments including the following:
  - 1. Floor mounted overhead-braced toilet compartments.
  - 2. Privacy screens.

1.2 REFERENCES

- A. ASTM A 666 - Standard Specification for Stainless and Heat-Resisting Chromium-Nickel Steel Plate, Sheet, and Strip.
- B. ASTM B 221 - Standard Specification for Aluminum and Aluminum-Alloy Extruded Bars, Rods, Wire, Profiles, and Tubes.
- C. National Fire Protection Association (NFPA) 286 - Standard Methods of Fire Tests for Evaluating Contribution of Wall and Ceiling Interior Finish to Room Fire Growth.
- D. ASTM E 84 - Standard Test Method for Surface Burning Characteristics of Building Materials.

1.3 SUBMITTALS

- A. Submit under provisions of Section 01 30 00 - Administrative Requirements.
- B. Product Data: Manufacturer's data sheets on each product to be used, including:
  - 1. Preparation instructions and recommendations.
  - 2. Storage and handling requirements and recommendations.
  - 3. Installation methods.
- C. Shop Drawings: Provide layout drawings and installation details with location and type of hardware required.
- D. Verification Samples: For each finish product specified, two samples representing actual product, color, and patterns.

1.4 QUALITY ASSURANCE

- A. Manufacturer Qualifications: A company regularly engaged in manufacture of products specified in this section, and whose products have been in satisfactory use under similar service conditions for not less than 5 years.
- B. Installer Qualifications: A company regularly engaged in installation of products specified in this Section, with a minimum of 5 years experience.
- C. Materials: Doors, panels and pilasters, constructed from high density polyethylene (HDPE) resins. Partitions to be fabricated from polymer resins compounded under

INCLINE VILLAGE GENERAL IMPROVEMENT DISTRICT  
RECREATION CENTER  
LOCKER ROOM MODERNIZATION

high pressure, forming a single component which is waterproof, nonabsorbent and has a self-lubricating surface that resists marks from pens, pencils, markers and other writing instruments. Cover all plastic components with a protective plastic masking.

- D. Performance Requirements:
1. Fire Resistance: Partition materials shall comply with the following requirements, when tested in accordance with ASTM E 84:
    - a. Class B flame spread/smoke developed rating.
  2. Material Fire Ratings:
    - a. National Fire Protection Association (NFPA) 286: Pass.
    - b. International Code Council (ICC): Class B.

1.5 DELIVERY, STORAGE, AND HANDLING

- A. Store products in manufacturer's unopened packaging until ready for installation.

1.6 PROJECT CONDITIONS

- A. Maintain environmental conditions (temperature, humidity, and ventilation) within limits recommended by manufacturer for optimum results. Do not install products under environmental conditions outside manufacturer's absolute limits.

1.7 WARRANTY

- A. Manufacturer guarantees its plastic against breakage, corrosion, and delamination under normal conditions for 25 years from the date of receipt by the customer. If materials are found to be defective during that period for reasons listed above, the materials will be replaced free of charge. Labor not included in warranty.

PART 2 PRODUCTS

2.1 MANUFACTURERS

- A. Acceptable Manufacturer: Scranton Products, which is located at: 801 E. Corey St.; Scranton, PA 18505; Toll Free Tel: 800-445-5148; Fax: 855-376-6161; Email:[request info \(info@scrantonproducts.com\)](mailto:info@scrantonproducts.com); Web:<http://www.scrantonproducts.com>
- B. Requests for substitutions will be considered in accordance with provisions of Section 01 60 00 - Product Requirements.

2.2 MATERIAL

- A. Plastic Panels: High density polyethylene (HDPE) suitable for exposed applications, waterproof, non-absorbent, and graffiti-resistant textured surface.
  1. Hammered Finish.
- B. Zinc Aluminum Magnesium and Copper Alloy (Zamac): ASTM B 86.
- C. Stainless Steel Castings: ASTM A167, Type 304.

INCLINE VILLAGE GENERAL IMPROVEMENT DISTRICT  
RECREATION CENTER  
LOCKER ROOM MODERNIZATION

D. Aluminum: ASTM 6463-T5 alloy.

2.3 SOLID PLASTIC TOILET COMPARTMENTS

A. Basis of Design: Hiny Hiders Toilet Partitions as manufactured by and supplied by Scranton Products.

1. Style: Floor mounted overhead-braced toilet compartments.

B. Doors, Panels, and Pilasters: 1 inch (25 mm) thick with all edges rounded to a radius. Mount doors and dividing panels based on height of specified system.

1. Door and Panel Height: 66 inches (1676 mm).

2. Pilasters: 82 inches (2083 mm) high and fastened to floor.

C. Panel Color: Metallic Series.

1. Stainless – Hammered Finish.

D. Pilaster Shoes: 3 inches (76 mm) high type 304, 20 gauge stainless steel. Secured to pilasters with a stainless steel tamper resistant Torx head sex bolt.

E. Headrail: Heavy-duty extruded 6463-T5 alloy aluminum with anti-grip design. Finish to be clear anodized. Fastened to headrail brackets with stainless steel tamper resistant Torx head sex bolt, and fastened at the top of the pilaster with stainless steel tamper resistant Torx head screws.

1. Headrail Brackets: 20 gauge stainless steel with satin finish. Secured to the wall with stainless steel tamper resistant Torx head screws.

F. Wall Brackets:

1. Stainless Steel Brackets: Stainless steel type 304.

2. Brackets are fastened to pilasters with stainless steel tamper resistant Torx head screws and fastened to the panels with stainless steel tamper resistant Torx head sex bolts.

3. Bracket Type: Continuous 54 inches (1372 mm) stainless steel.

G. Door Hardware:

1. Wrap-Around Hinges - Regal: Heavy-duty cast aluminum. Hinges are through bolted to doors and pilasters. Hinges operate with field adjustable nylon cams. Cams can be field set in 30, 60 or 90 degree increments.

2. Door Strike/Keeper: Heavy-duty extruded aluminum 6436-T5 alloy with a bright dip anodized finish. Secured to pilasters with stainless steel tamper resistant Torx head sex bolts. Bumper shall be made of extruded black vinyl.  
a. Style: 6 inches (152 mm) aluminum.

3. Stainless Steel Slide Bolt Latch and Housing: Heavy-duty stainless steel type 304. The latch and housing to have a bright finish. The slide bolt and button to have a black anodized finish.

4. Stainless Steel Paddle Latch and Housing: Heavy-duty stainless steel type 304. Bright finish.

5. Provide occupancy indicator.

6. Doors supplied with one coat hook/bumper and door pull made of chrome plated Zamak.

PART 3 EXECUTION

INCLINE VILLAGE GENERAL IMPROVEMENT DISTRICT  
RECREATION CENTER  
LOCKER ROOM MODERNIZATION

3.1 EXAMINATION

- A. Do not begin installation until substrates have been properly prepared.
- B. If substrate preparation is the responsibility of another installer, notify Architect of unsatisfactory preparation before proceeding.

3.2 PREPARATION

- A. Clean surfaces thoroughly prior to installation.
- B. Prepare surfaces using the methods recommended by the manufacturer for achieving the best result for the substrate under the project conditions.
- C. Examine areas to receive toilet partitions, screens, and shower compartments for correct height and spacing of anchorage/blocking and plumbing fixtures that affect installation of partitions. Report discrepancies to the architect.

3.3 INSTALLATION

- A. Install in accordance with manufacturer's instructions.
- B. Install partitions rigid, straight, plumb, and level manor, with plastic laid out as shown on shop drawings.
- C. Clearance at vertical edges of doors shall be uniform top to bottom and shall not exceed 3/8 inch (9.5 mm).
- D. No evidence of cutting, drilling, and/or patching shall be visible on the finished work.
- E. Finished surfaces shall be cleaned after installation and be left free of imperfections.

3.4 PROTECTION

- A. Protect installed products until completion of project.
- B. Touch-up, repair or replace damaged products before Substantial Completion.

END OF SECTION



INCLINE VILLAGE GENERAL IMPROVEMENT DISTRICT  
RECREATION CENTER  
LOCKER ROOM MODERNIZATION

SECTION 102800 – TOILET AND BATH ACCESSORIES

PART 1 - GENERAL

1.1 RELATED DOCUMENTS

- A. Drawings and general provisions of the Contract, including General and Supplementary Conditions and Division 01 Specification Sections, apply to this Section.

1.2 SUMMARY

- A. Section Includes:
  - 1. Private-use bathroom accessories.
  - 2. Underlavatory guards.
  - 3. Baby Changing Stations.

1.3 SUBMITTALS

- A. Product Data: Include construction details, material descriptions and thicknesses, dimensions, profiles, fastening and mounting methods, specified options, and finishes for each type of accessory specified.
- B. Setting Drawings: For cutouts required in other work; include templates, substrate preparation instructions, and directions for preparing cutouts and installing anchoring devices.
- C. Product Schedule: Indicating types, quantities, sizes, and installation locations by room of each accessory required. Use designations indicated in the Toilet and Bath Accessory Schedule and room designations indicated on Drawings in product schedule.

1.4 QUALITY ASSURANCE

- A. Source Limitations: Provide products of same manufacturer for each type of accessory unit and for units exposed to view in same areas, unless otherwise approved by Architect.
- B. Product Options: Accessory requirements, including those for materials, finishes, dimensions, capacities, and performance, are established by specific products indicated in the Toilet and Bath Accessory Schedule.
  - 1. Products of other manufacturers with equal characteristics, as judged solely by Architect, may be provided.
  - 2. Do not modify aesthetic effects, as judged solely by Architect, except with Architect's approval. Where modifications are proposed, submit comprehensive explanatory data to Architect for review.

INCLINE VILLAGE GENERAL IMPROVEMENT DISTRICT  
RECREATION CENTER  
LOCKER ROOM MODERNIZATION

1.5 COORDINATION

- A. Coordinate accessory locations with other work to prevent interference with clearances required for access by disabled persons, proper installation, adjustment, operation, cleaning, and servicing of accessories.

1.6 WARRANTY

- A. General Warranty: Special warranty specified in this Article shall not deprive Owner of other rights Owner may have under other provisions of the Contract Documents and shall be in addition to, and run concurrent with, other warranties made by Contractor under requirements of the Contract Documents.
- B. Manufacturer's Mirror Warranty: Written warranty, executed by mirror manufacturer agreeing to replace mirrors that develop visible silver spoilage defects within minimum warranty period indicated.
  - 1. Minimum Warranty Period: 15 years from date of Substantial Completion.

PART 2 - PRODUCTS

2.1 MANUFACTURERS

- A. Manufacturers: Subject to compliance with requirements, provide accessories by one of the following:
  - 1. Toilet and Bath Accessories:
    - a. Bobrick Washroom Equipment, Inc.
    - b. American Specialties, Inc.
  - 2. Underlavatory Guards:
    - a. Brocar Products, Inc.
    - b. Truebro, Inc.
  - 3. Baby Changing Stations:
    - a. Koala Kare Products, Inc.
  - 4. Mirrors:
    - a. Rejuvenation, Inc. Portland, OR.
- B. Available Products: Subject to compliance with requirements, products that may be incorporated into the Work include, but are not limited to, those indicated in the Toilet and Bath Accessory Schedule on the Drawings.

2.2 MATERIALS

- A. Stainless Steel: ASTM A 666, Type 304, with No. 4 finish (satin), in 0.0312-inch minimum nominal thickness, unless otherwise indicated.
- B. Galvanized Steel Mounting Devices: ASTM A 153/A 153M, hot-dip galvanized after fabrication.

INCLINE VILLAGE GENERAL IMPROVEMENT DISTRICT  
RECREATION CENTER  
LOCKER ROOM MODERNIZATION

- C. Fasteners: Screws, bolts, and other devices of same material as accessory unit, tamper and theft resistant when exposed, and of galvanized steel when concealed.

2.3 FABRICATION

- A. General: Names or labels are not permitted on exposed faces of accessories. On interior surface not exposed to view or on back surface of each accessory, provide printed, waterproof label or stamped nameplate indicating manufacturer's name and product model number.
- B. Surface-Mounted Toilet Accessories: Unless otherwise indicated, fabricate units with tight seams and joints, and exposed edges rolled. Hang doors and access panels with continuous stainless-steel hinge. Provide concealed anchorage where possible.
- C. Recessed Toilet Accessories: Unless otherwise indicated, fabricate units of all-welded construction, without mitered corners. Hang doors and access panels with full-length, stainless-steel hinge. Provide anchorage that is fully concealed when unit is closed.
- D. Keys: Provide universal keys for internal access to accessories for servicing and resupplying. Provide minimum of six keys to Owner's representative.

PART 3 - EXECUTION

3.1 INSTALLATION

- A. Layout and install framing as required to accept toilet accessories during the framing stage of construction. Provide solid wood framing or blocking around all sides of accessories. Where installed in a rated assembly, provide gypsum board around the accessory as required to maintain rating.
- B. Install accessories according to manufacturers' written instructions, using fasteners appropriate to substrate indicated and recommended by unit manufacturer. Install units level, plumb, and firmly anchored in locations and at heights indicated.
- C. Secure mirrors to walls in concealed, tamper-resistant manner with special hangers, toggle bolts, or screws. Set units level, plumb, and square at locations indicated, according to manufacturer's written instructions for substrate indicated.
- D. Install grab bars to withstand a downward load of at least 250 lbf, when tested according to method in ASTM F 446.

3.2 ADJUSTING AND CLEANING

- A. Adjust accessories for unencumbered, smooth operation and verify that mechanisms function properly. Replace damaged or defective items.
- B. Remove temporary labels and protective coatings.
- C. Clean and polish exposed surfaces according to manufacturer's written recommendations.

INCLINE VILLAGE GENERAL IMPROVEMENT DISTRICT  
RECREATION CENTER  
LOCKER ROOM MODERNIZATION

3.3 TOILET AND BATH ACCESSORY SCHEDULE

1. See Toilet Accessory schedule on the drawings for accessories.

END OF SECTION 102800

INCLINE VILLAGE GENERAL IMPROVEMENT DISTRICT  
RECREATION CENTER  
LOCKER ROOM MODERNIZATION

SECTION 105116 – PHENOLIC LOCKERS

PART 1 GENERAL

1.1 SECTION INCLUDES

- A. The furnishing and installation of prefabricated AWI Type I multiple self-supporting modular fire resistant, custom grade, SOLID PHENOLIC CORE lockers.
- B. Locker Room Bench Brackets.

1.2 SUBMITTALS

- A. Submit under provisions of Section 013000.
- B. Product Data: Manufacturer's data sheets on each product to be used, including:
  - 1. Preparation instructions and recommendations.
  - 2. Storage and handling requirements and recommendations.
  - 3. Installation methods.
- C. Shop Drawings: Drawings shall be submitted showing individual locker size and overall dimensions.
- D. Selection Samples: For each finish product specified, two complete sets of color chips representing manufacturer's full range of available colors and patterns.
- E. Verification Samples: For each finish product specified, two samples, minimum size 3 inches square, representing actual product, color, and patterns.

1.3 QUALITY ASSURANCE

- A. Manufacturer Qualifications: A company regularly engaged in manufacture of products specified in this section, and whose products have been in satisfactory use under similar service conditions for not less than 5 years.
- B. Installer Qualifications: A company regularly engaged in installation of products specified in this Section, with a minimum of 5 years experience.
- C. Minimum standard for fire resistant, SOLID PHENOLIC CORE lockers shall conform to ARCHITECTURAL WOODWORK STANDARDS latest edition.
- D. All parts and hardware shall be AWS compliant, structurally sound and free from defects, in material and workmanship under normal use and service for a period of ten (10) years. All lock parts warranted for a period of five (5) years by the respective manufacturer.

1.4 DELIVERY, STORAGE, AND HANDLING

- A. Store products in manufacturer's unopened packaging until ready for installation.

INCLINE VILLAGE GENERAL IMPROVEMENT DISTRICT  
RECREATION CENTER  
LOCKER ROOM MODERNIZATION

- B. Locker components shall be stored flat until assembly. All finishes shall be protected from soiling and damage during handling.

1.5 PROJECT CONDITIONS

- A. Maintain environmental conditions (temperature, humidity, and ventilation) within limits recommended by manufacturer for optimum results. Do not install products under environmental conditions outside manufacturer's recommended limits.

1.6 WARRANTY

- A. Warranty: Manufacturer guarantees its lockers against breakage, corrosion, and delamination under normal conditions for 10 years from the date of receipt by the customer. If materials are found to be defective during that period for reasons listed above, the materials will be replaced free of charge. (Labor not included in warranty.)

PART 2 PRODUCTS

2.1 MANUFACTURERS

- A. Acceptable Locker Manufacturer: Ideal Lockers, Ideal Products, Inc. PO Box 4090, Ontario, CA 91761.
  - 1. Acceptable Alternate: Foreman Solid Phenolic Lockers
  - 2. Or approved equal.
- B. Bench Supports: Rakks, by Rangine Corporation
- C. Requests for substitutions will be considered in accordance with provisions of Section 016000 - Product Requirements.

2.2 LOCKERS

- A. Design: Athletic locker.
  - 1. Product: Ideal Lockers, solid Phenolic SP 1000 Series lockers.
  - 2. Solid Core, black edge phenolic lockers with HPL exposed surfaces
  - 3. Finish: HPL: Wilsonart "Battleship", 5014K-19
  - 4. Vertical Stack: Two tier, Zee Style.
  - 5. Matching slope top and exposed end panels
- B. Size:
  - 1. Locker Depth: 12 inches.
  - 2. Locker Width: 15 inches.
  - 3. Locker Height: 60 inches
- C. Hardware:
  - 1. Hinges, heavy duty, 304 stainless steel 180 degree opening 2 3/4" exposed five knuckle (EH).
  - 2. Locks, heavy duty:
- D. Digital Locksets: Digi-Lock "Range" electronic lock system.

INCLINE VILLAGE GENERAL IMPROVEMENT DISTRICT  
RECREATION CENTER  
LOCKER ROOM MODERNIZATION

1. Manufacturer: Digilock Americas  
9 Willowbrook Court  
Petaluma, CA 94954  
United States  
  
Telephone / 707-766-6000  
Toll-Free / 1-800-989-0201
  - a. DigiLock Range Lock System
  - b. Body Style: Oval
  - c. Keypad operation
  - d. 1/2" deadbolt locking mechanism
  - e. Provide premium AA batteries for each lock
  - f. Provide User Instruction Labels for each locker
  - g. Provide a sample lock and stand for demonstration purposes at the front desk.

- E. Locker interior:
  1. Interior vertical surfaces of sides and back panel are finish white solid phenolic core materials.
  2. Interior horizontal surfaces of shelves, tops and bottoms are finished with white Solid Phenolic Core materials.
  3. Locker frame constructed of solid phenolic core Class IIB fire rated doors, sides and shelves=1/2" Back=1/4").
  4. Frame and door edges are black, beveled and polished.
  5. Locker venting through rear panel 32mm system.
- F. Doors, End Panels, and Sloped Tops: 1/2" Solid Phenolic Core with beveled and polished edges.
- G. Clothes hooks, aluminum:
  1. Side mounted double.
- H. Number Disc 1 1/2" recessed, 3/8" numerals 304 stainless steel. Coordinate numbering sequence with Owner.

### 2.3 CONSTRUCTION

- A. Lockers shall be fabricated using blunt joint, nail and screw joinery.
- B. Fabricate lockers square, rigid, and without warp.
- C. Machine all parts and attachment holes accurately and without chips.
- D. Fabricate corners, fillers, scribes, tops as required for installation.

### 2.4 FABRICATION

- A. Locker components shall be fabricated square and rigid with a finish free of scratches and chips.

INCLINE VILLAGE GENERAL IMPROVEMENT DISTRICT  
RECREATION CENTER  
LOCKER ROOM MODERNIZATION

- B. Conform to requirements of AWS ARCHITECTURAL WOODWORK STANDARDS, latest edition, for joinery requirements using blunt joint and Conformat® screw construction.

2.5 BENCHES

- A. Solid Wood Bench tops to match existing.
- B. ADA wall brackets shall be supported by Inside wall mount brackets:
  - 1. Rakks EH-1818FM Aluminum brackets, (3) per bench.
    - a. Finish: Mill Finish Aluminum

PART 3 EXECUTION

3.1 EXAMINATION

- A. Do not begin installation until substrates have been properly prepared.
- B. If substrate preparation is the responsibility of another installer, notify Architect of unsatisfactory preparation before proceeding.

3.2 PREPARATION

- A. Clean surfaces thoroughly prior to installation.
- B. Prepare surfaces using the methods recommended by the manufacturer for achieving the best result for the substrate under the project conditions.
- C. Report discrepancies to the architect.

3.3 INSTALLATION

- A. Install in accordance with manufacturer's instructions.
- B. Install lockers at the location shown in accordance with the manufacturers' instructions for plumb, level, rigid and flush installations.
- C. Anchor the units to the wall studs through the locker back and to the floor using 2-1/2 inches (38 mm) tapcon screws.
- D. Lockers shall be installed on existing concrete 18" concrete base as indicated. Base shall be leveled for proper installation.

3.4 PROTECTION

- A. Protect installed products until completion of project.
- B. Touch-up, repair or replace damaged products before Substantial Completion.









**WARD YOUNG**  
 12000 Cherokee Plank Road, Suite 200  
 Las Vegas, NV 89135  
 702.735.2827  
 www.wardyoung.com



**RECREATION CENTER  
 LOCKER ROOM  
 MODERNIZATION**

REVISIONS  
 \_\_\_\_\_  
 \_\_\_\_\_  
 \_\_\_\_\_  
 \_\_\_\_\_  
 \_\_\_\_\_

PROJECT NO.  
**20017.10**  
 SCALE  
 1/4" = 1'-0"  
 DESIGNER  
 SG  
 CHECKER  
 KL

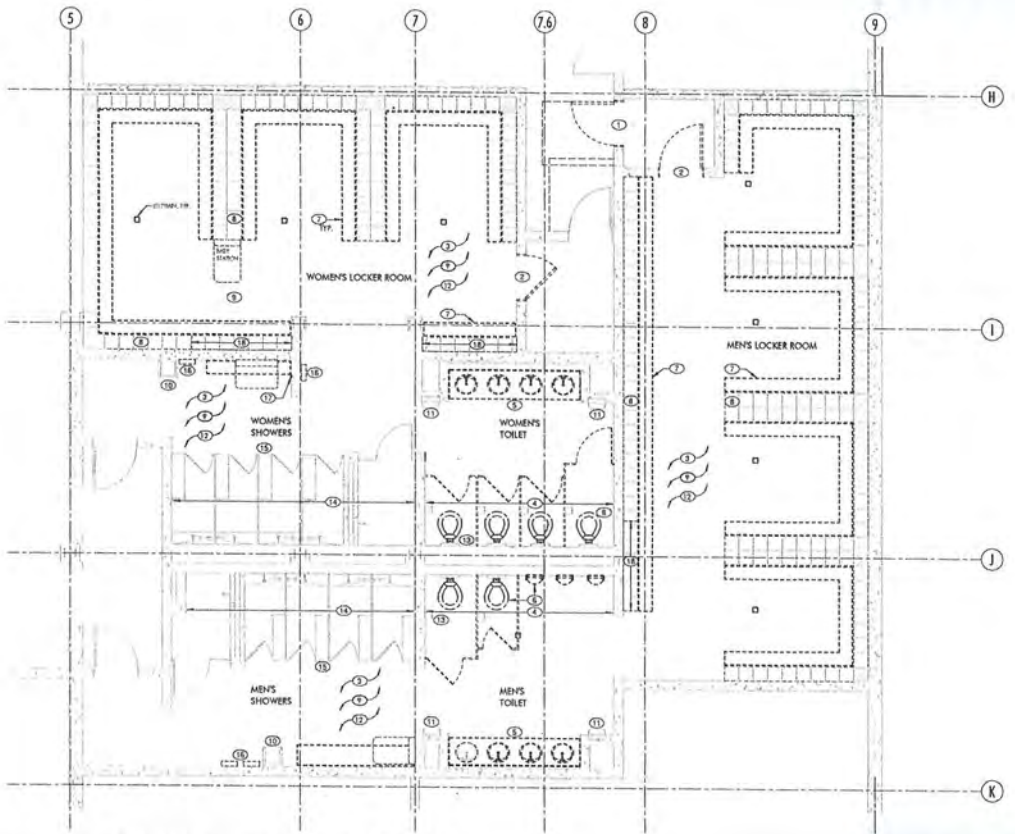
DATE  
 02/13/2021  
 BUILDING DEPT SUBMITTAL  
 SHEET NO.

**LOWER LEVEL  
 EXISTING FLOOR PLAN  
 AND DEMO PLAN**

SHEET NO.

**A1.1**

| DEMO PLAN KEY NOTES                                  | REMOVE & DISPOSE | REMOVE & REINSTALL | REMOVE & GIVE TO OWNER | NOTES  |
|--|------------------|--------------------|------------------------|--|
| 1 REMOVE EXISTING DOOR AND FRAME                     | X                |                    |                        | NEW DOOR TO SHING PI   |
| 2 REMOVE EXISTING DOOR AND FRAME                     | X                |                    |                        | GRIND ANCHORS BENEATH SURFACE AND CONCRETE TO CONC. SLAB             |
| 3 REMOVE 12" TILE ON FLOOR AND WALLS                 | X                |                    |                        | PREP CMU WALLS FOR NEW TILE, FRAMED WALLS TO RECEIVE NEW TILE BACKER |
| 4 REMOVE TOILETS & URINALS                           | X                |                    |                        | TO BE REPLACED WITH NEW  |
| 5 REMOVE LAVATORY & VANITY TOP                       | X                |                    |                        | ADJUST WALL BRACKETS AS REQUIRED FOR NEW SINK LAYOUT                 |
| 6 ABSHOON FIXTURE                                    | X                |                    |                        | REAROVON PLUMBING BEHIND WALL, S.E.D. PREP WALL AT PREVIOUS FIXTURE  |
| 7 REMOVE REFINISHES & BRACKETS                       |                  | X                  |                        | TO BE REFINISHED AND REINSTALLED                                     |
| 8 REMOVE LOCKERS                                     | X                |                    |                        | TO BE REPLACED WITH NEW  |
| 9 REMOVE LIGHT FIXTURES                              | X                |                    |                        | TO BE REPLACED WITH NEW  |
| 10 REMOVE SURE DRYER                                 |                  | X                  |                        | TO BE REINSTALLED WITH NEW SENSER                                    |
| 11 REMOVE PAPER TOWEL DISPENSER                      |                  | X                  |                        |  |
| 12 REMOVE CEILING TRAYS                              |                  |                    | X                      | TO BE REPLACED WITH NEW  |
| 13 REMOVE TOILET ACCESSORIES                         | X                |                    |                        | TO BE REPLACED WITH NEW  |
| 14 REMOVE SHOWER FIXTURES & VALVES                   |                  |                    |                        | TO BE REPLACED WITH NEW  |
| 15 REMOVE ALL TOILET PARTITIONS                      | X                |                    |                        | TO BE REPLACED WITH NEW  |
| 16 REMOVE EXISTING HAIR DRYER                        |                  |                    | X                      | S.S. COVER PLATE AT BOXES, S.E.D.                                    |
| 17 REMOVE EXISTING CEILING HEATER AND SWITCH CONDUIT |                  |                    |                        | S.E.D.   |
| 18 REMOVE CMU LOCKER BASE AT VANITY                  | X                |                    |                        |  |



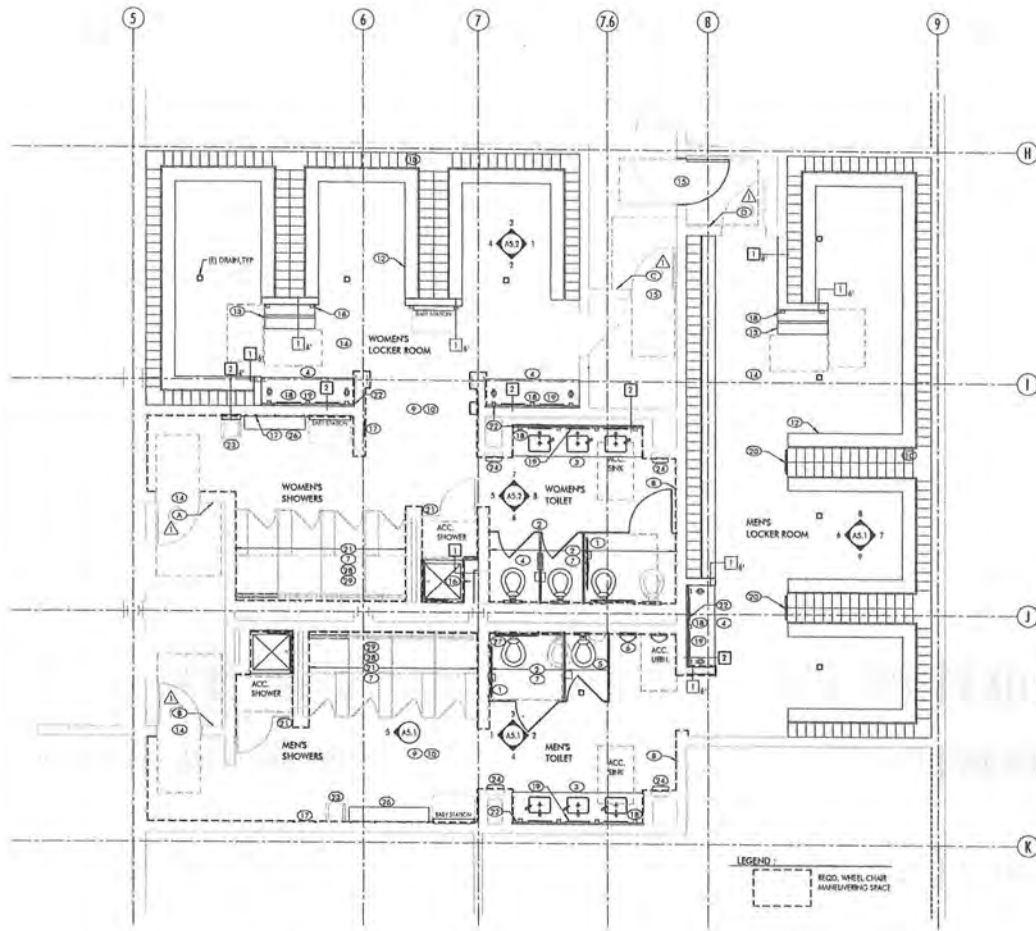
**LOWER LEVEL EXISTING FLOOR PLAN & DEMO PLAN**

00 02 04 06 FEET

This is a preliminary drawing and is not intended for construction. It is the property of Ward Young Architects, a DBA of Cooper Group, LLC. All rights reserved. No part of this drawing may be reproduced or transmitted in any form or by any means, electronic or mechanical, including photocopying, recording, or by any information storage and retrieval system, without the written permission of Ward Young Architects.

| FLOOR PLAN KEY NOTES | NOTES   |
|----------------------|---|
| 1                    | NEW ACCESSIBLE STALL. SEE STANDARD DETAILS ASD.2  |
| 2                    | NEW TOILET PARTITION SYSTEM, TYP. ALL.  |
| 3                    | NEW SINKS AND COUNTERTOP. RELOCATE BRACKETS AS REQUIRED FOR NEW SINKS.  |
| 4                    | NEW VANES.  |
| 5                    | NEW TOILET FIXTURES, TYP. ALL.  |
| 6                    | NEW URINAL FIXTURES, TYP. ALL.  |
| 7                    | NEW TOILET SHOWER ACCESSORIES, TYP. ALL.  |
| 8                    | EXISTING OF TILE WAINSCOT.  |
| 9                    | NEW FLOOR & WALL TILE THROUGHOUT.   |
| 10                   | NEW PART THROUGHOUT.  |
| 11                   | NEW LOCKERS. 12" W x 48" H SLOPED PLYWOOD 22P" STYLE LOCKER, INSTALL PER MANUFACTURER RECOMMENDATIONS, 140 LOCKERS AT WOMEN'S AND 184 LOCKERS AT MEN'S. |
| 12                   | REFRESH (R) BENCHES. REFRESH BENCHES & BRACKETS.  |
| 13                   | NEW ACC. BENCHES, 22" x 42" x 18" TALL WITH BACK. PROVIDE BACKS (R) CONCEALED BRACKETS, 3 PER BENCH. WOOD BENCH TO MATCH EXISTING.                      |
| 14                   | NEW CERAMIC TILES BY LOCKER ROOMS.  |
| 15                   | NEW DOOR + FRAME. TO MATCH EXISTING.  |
| 16                   | CONSTRUCT NEW WALL AT MEN'S ADA SHOWER. TO COMPLY WITH ACCESSIBILITY STANDARDS, SEE A0.2 FOR DIMENSIONS AND DETAILS.                                    |
| 17                   | NEW S.S. COVER PLATES. S.E.D.   |
| 18                   | NEW SCONCE LIGHTING. S.E.D.   |
| 19                   | NEW INDIVIDUAL MIRRORS. SEE ID DRAWINGS.  |
| 20                   | NEW WALL MIRRORS. SEE ID DRAWINGS.  |
| 21                   | NEW SHOWER PARTITION SYSTEM (W/BENCH).  |
| 22                   | 1 1/2" WALL PIPING FOR NEW LIGHT CONDUITS. S.E.D.   |
| 23                   | EXISTING SUE DRYER TO REMAIN. PIPE TO SANITARY SEWER, S.M.D.  |
| 24                   | REINSTALL (R) PAPER TOWEL DISPENSERS.   |
| 25                   | EXISTING TROUGH DRAIN TO BE RE-TILED.   |
| 26                   | SHORTEN AND REFRESH AND REINSTALL BENCH. TO PROVIDE CLEAR FLOOR SPACE BELOW BARY STATION.   |
| 27                   | VERIFY TOILET OFFSET FROM WALL. FURR WALL AS REQUIRED FOR 14"-18" OFFSET.   |
| 28                   | NEW LINEAR DRAIN AT SHOWERS. S.M.D.   |
| 29                   | NEW SHOWER VALVES, TYP. S.M.D.  |

| SIGNAGE SCHEDULE |                                |   |
|------------------|--------------------------------|---|
| TYPE             | TITLE                          | COMMENTS  |
| (A)              | ACCESSIBLE WOMEN'S RESTROOM    | SEE A0.2 FOR IDENTIFICATION AND SIZE REQUIREMENTS |
| (B)              | ACCESSIBLE MEN'S RESTROOM      | SEE A0.2 FOR IDENTIFICATION AND SIZE REQUIREMENTS |
| (C)              | ACCESSIBLE WOMEN'S LOCKER ROOM | SEE A0.2 FOR IDENTIFICATION AND SIZE REQUIREMENTS |
| (D)              | ACCESSIBLE MEN'S LOCKER ROOM   | SEE A0.2 FOR IDENTIFICATION AND SIZE REQUIREMENTS |



LOWER LEVEL FLOOR PLAN

00 02 04 06 FEET



**WARD YOUNG**  
 12000 Flamingo Park Road, Suite 202  
 Las Vegas, California 89135  
 530.584.8633 ext. 5  
 5611 Sky Road, Suite 100  
 Las Vegas, NV 89148



**RECREATION CENTER  
 LOCKER ROOM  
 MODERNIZATION**

REVISION  
 PLAN CHECK CORRECTIONS  
 DATE: 02/22/2021

PROJECT NO.  
 20017.10

SCALE  
 1/4" = 1'-0"

DATE  
 02/13/2021

BY  
 SG RL

FOR  
 BUILDING DEPT SUBMITTAL

LOWER LEVEL FLOOR PLAN

A2.1

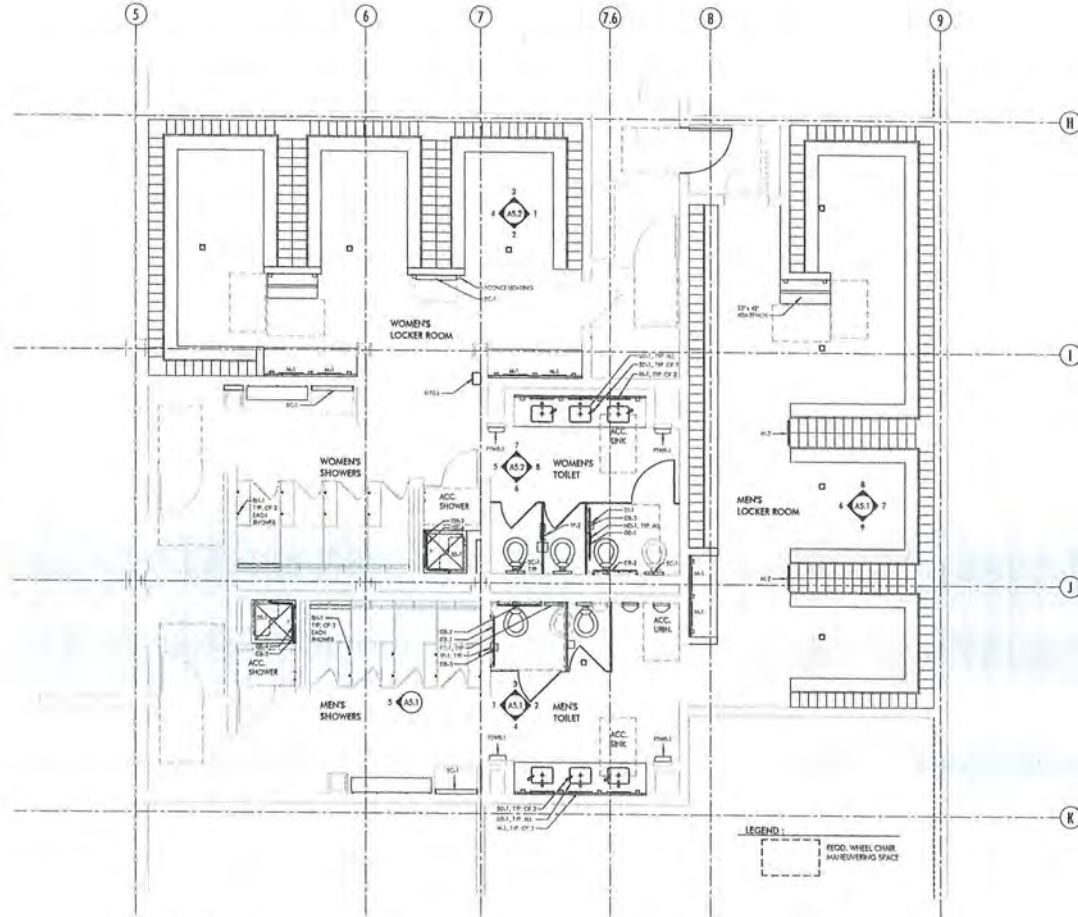
| BATHROOM ACCESSORIES          |                |               |                     |                |   |
|-------------------------------|----------------|---------------|---------------------|----------------|---|
| TAG                           | MANUFACTURER   | MODEL         | FINISH              | MOUNTED        | COMMENTS  |
| <b>GRAB BARS</b>              |                |               |                     |                |   |
| GB-1                          | BOBRICK        | 8-6926-47     | STAINLESS STL       | SURFACE MTD.   |   |
| GB-2                          | BOBRICK        | 8-6926-38     | STAINLESS STL       | SURFACE MTD.   |   |
| GB-3                          | BOBRICK        | 8-6926-19     | STAINLESS STL       | SURFACE MTD.   | VERTICAL SHOWER STALL GRAB BAR                            |
| GB-4                          | BOBRICK        | 8-6926-61     | STAINLESS STL       | SURFACE MTD.   | HORIZONTAL 2 WALL SHOWER STALL BAR                        |
| <b>SEAT COVER DISPENSER</b>   |                |               |                     |                |   |
| SC-1                          | BOBRICK        | 8-4221        | STAINLESS STL       | SURFACE MTD.   |   |
| <b>TOILET PAPER DISPENSER</b> |                |               |                     |                |   |
| TP-1                          | BOBRICK        | 8-4288        | STAINLESS STL       | SURFACE MTD.   |   |
| TP-2                          | BOBRICK        | 8-386         | STAINLESS STL       | PARTITION MTD. |   |
| <b>WAXEN DISPOSAL</b>         |                |               |                     |                |   |
| WD-1                          | BOBRICK        | 8-270         | STAINLESS STL       | SURFACE MTD.   |   |
| <b>WASTE RECEPTACLE</b>       |                |               |                     |                |   |
| FW-1                          | EXISTING       |               |                     |                | REMOVE AND RE-INSTALL EXISTING UNITS                      |
| <b>SHOWER SEAT</b>            |                |               |                     |                |   |
| SS-1                          | FREEDOM SHOWER | AFPSLR2-28022 | STAINLESS STL       | SURFACE MTD.   | PHENOLIC FOLDING SHOWER SEAT, SEE AS.1 FOR MOUNTING INFO. |
| <b>SOAP DISPENSER</b>         |                |               |                     |                |   |
| SD-1                          | BOBRICK        | 8-828         |                     | COUNTER-MTD.   | PROVIDE OPTIONAL BATTERY PACKS                            |
| <b>MIRROR</b>                 |                |               |                     |                |   |
| MA-1                          | RESUMINATION   | E4782         | COIL RUBBER BACKING | WALL           |   |
| <b>BABY CHANGING STATION</b>  |                |               |                     |                |   |
| BC-1                          | KODIA KARE     | KB110-SSWVA   | STAINLESS STL       | WALL           | HORIZONTAL WALL MOUNTED                                   |
| <b>SHOULDER ROBE HOOK</b>     |                |               |                     |                |   |
| RH-1                          | BOBRICK        | 8-6717        | STAINLESS STL       | SURFACE MTD.   |   |
| <b>HANDRAIL/TAMPON VENDOR</b> |                |               |                     |                |   |
| HTV-1                         | HOSPECO        | 101-25        | WHITE METAL         | WALL           | TO BE PROVIDED BY THE OWNER                               |
| <b>LAUNDRY GUARD</b>          |                |               |                     |                |   |
| LG-1                          | WELSLAVA GUARD | 110Z22        |                     |                | P-TRAP AND ANGLE VALVE COVERS                             |

NOTE: SEE A0.3 FOR DETAILED MOUNTING INFORMATION

**BENCHES:**

EXISTING BENCHES - WOOD BENCHES TO BE REMOVED AND RE-FINISHED  
BRACKETS TO BE REMOVED AND POWDER COATED  
USE STAINLESS STEEL FASTENERS

ADA BENCHES - 20" DEEP x 48" LONG x 18" HIGH WOOD BENCH  
WOOD TO MATCH EXISTING BENCHES  
PROVIDE MTL. OF 3 NEW 8x16 WALL BRACKETS PER BENCH



LOWER LEVEL FLOOR PLAN

00 02 04 08 FEET



**WARD YOUNG**

12081 Thomas Peak Road, Suite 200  
Las Vegas, California 89133  
702.587.8072  
www.wyarch.com



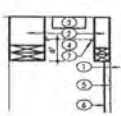
**RECREATION CENTER  
LOCKER ROOM  
MODERNIZATION**

|             |                         |
|-------------|-------------------------|
| PROJECT NO: | 20017.10                |
| DATE:       | 02/12/2021              |
| SCALE:      | 1/4" = 1'-0"            |
| DESIGN:     | SG                      |
| REVISION:   | RL                      |
| DATE:       | 02/12/2021              |
| PROJECT:    | BUILDING DEPT SUBMITTAL |
| DATE:       |                         |

**BATHROOM  
ACCESSORIES  
SCHEDULE**

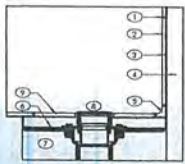
REVISIONS:

**A2.2**



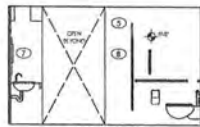
- 1 EXISTING WALL
- 2 EXISTING SOFFIT
- 3 NEW LED LIGHT, S.E.D.
- 4 NEW DIFFUSER, S.E.D.
- 5 FURRED WALL
- 6 WALL TIE
- 7 USE 7/8" CEILING GRID WALL HOLDING BY SILVER SATIN FINISH

**10 SOFFIT LIGHTING**

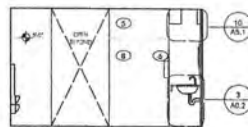


- 1 GROUT
- 2 WALL TIE
- 3 THINSET MORTAR
- 4 EXISTING WALL
- 5 SCHEDULED CURVE PROFILE
- 6 FURD APPLIED MEMBRANE
- 7 MORTAR
- 8 VARIETY GRAB
- 9 FLOOR TILE

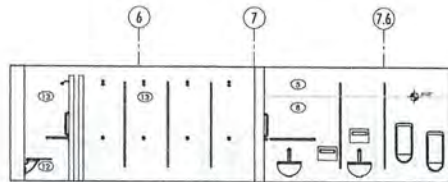
**11 LINEAR SHOWER DRAIN DETAIL**



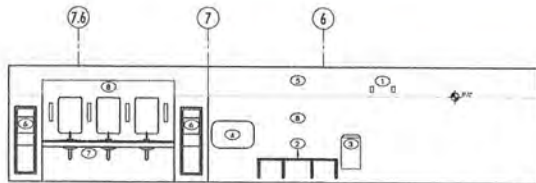
**1 LL - MEN'S RESTROOM - WEST**



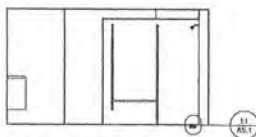
**2 LL - MEN'S RESTROOM - EAST**



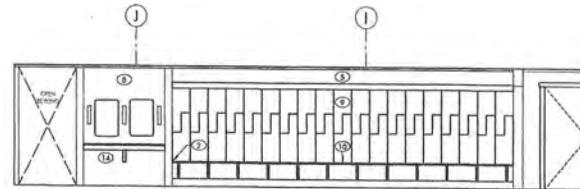
**3 LL - MEN'S RESTROOM - NORTH**



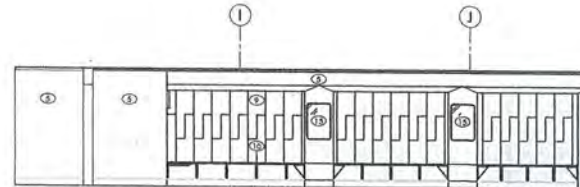
**4 LL - MEN'S RESTROOM - SOUTH**



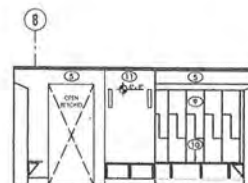
**5 LL - MEN'S SHOWER - WEST**



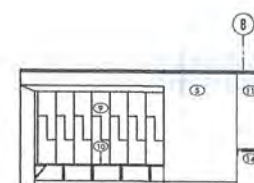
**6 LL - MEN'S LOCKER ROOM - WEST**



**7 LL - MEN'S LOCKER ROOM - EAST**



**8 LL - MEN'S LOCKER ROOM - NORTH**



**9 LL - MEN'S LOCKER ROOM - SOUTH**

**SHREY NOTES**

|   |  |
|---|--|
| 1) S.S. COVER PLATE AT REACHED DRIVERS          | 10) LOCKER BENCHES AND BRACKETS TO BE RE-FINISHED                            |
| 2) (B) BENCH - SHORTENED                        | 11) PAINTED GYP. BOARD   |
| 3) (B) SHIRT DRYER                              | 12) RETRACTABLE SHOWER SEAT, MOUNT TO 12" DIA STEEL PLATE BACKING PER MANUF. |
| 4) BABY STATION                                 | 13) FULL HEIGHT TILE AT SHOWERS  |
| 5) (B) CHU WALL - PAINT                         | 14) (B) VARIETY AND CENTER BRACKET   |
| 6) (B) PAPER TOWEL WASTE RECEPTOR UNIT          | 15) WALL HERRONS   |
| 7) (B) COUNTER TOP/ MIRRORS/ SIGHTS, ETC.       |  |
| 8) CERAMIC TILE, SEE INTERIOR FINISHES DRAWINGS |  |
| 9) LOCKER SYSTEM                                |  |



**WARD YOUNG**  
 12910 Diamond Point Road, Suite 204  
 San Jose, California 95131  
 510.939.1829  
 510.939.8953 fax  
 www.wy.com



**RECREATION CENTER**  
**LOCKER ROOM**  
**MODERNIZATION**

PROJECT NO:  
 \_\_\_\_\_  
 \_\_\_\_\_  
 \_\_\_\_\_  
 \_\_\_\_\_  
 \_\_\_\_\_

PROJECT DATE:  
 2007.17.10

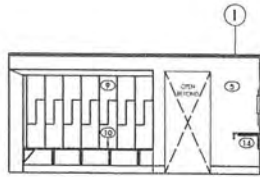
SCALE: AS INDICATED  
 DRAWN: SG  
 CHECKED: RL

DATE: 02/12/2021  
 BUILDING DEPT SUBMITTAL

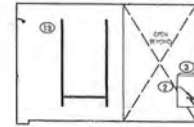
**LOWER LEVEL**  
**INTERIOR ELEVATIONS**  
**- MENS**

SHEET NO.:

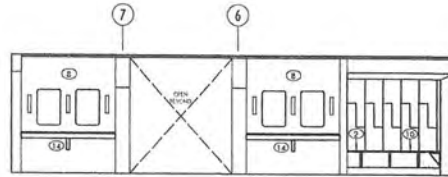
**A5.1**



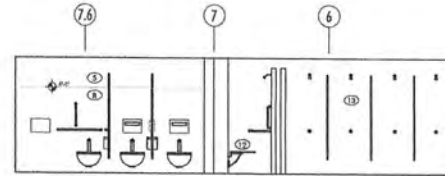
① LL - WOMEN'S LOCKER ROOM - EAST



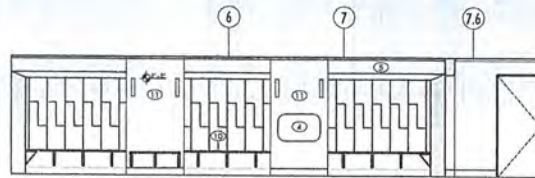
⑤ LL - WOMEN'S RESTROOM - WEST



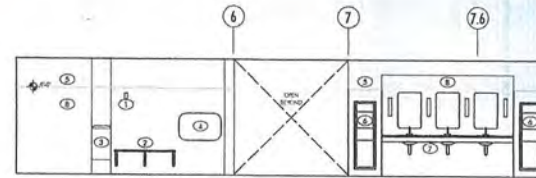
② LL - WOMEN'S LOCKER ROOM - SOUTH



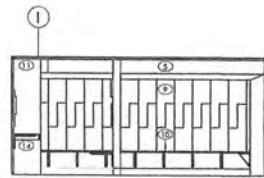
⑥ LL - WOMEN'S RESTROOM - SOUTH



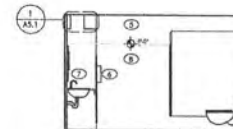
③ LL - WOMEN'S LOCKER ROOM - NORTH



⑦ LL - WOMEN'S RESTROOM - NORTH



④ LL - WOMEN'S LOCKER ROOM - WEST



⑧ LL - WOMEN'S RESTROOM - EAST

| KEY NOTES                                      |  |
|--|--|
| ① S.S. COVER PLATE AT REMOVED DOORS            | ⑩ B) LOCKER BENCHES AND BRACKETS TO BE RE-FINISHED |
| ② B) BENCH - SHORTENED                         | ⑪ PAINTED GYP. BOARD                               |
| ③ B) SLEAT DRYER                               | ⑫ REFRACTABLE SHOWER SEAT, HEIGHT TO T2            |
| ④ BABY STATION                                 | ⑬ GAL. STEEL PLATE BRACKETS FOR SHOES              |
| ⑤ B) CHALK WALL - PAINT                        | ⑭ FULL HEIGHT TILE AT SHOWERS                      |
| ⑥ B) PAPER TOWEL WASTE RECEPTOR UNIT           | ⑮ B) VANITY AND CENTER BRACKET                     |
| ⑦ B) COUNTER TOP W/ SINKS, SQUEEZE DRYER, ETC. | ⑯ WALL MIRRORS                                     |
| ⑧ CERAMIC TILE, SEE INTERIOR FINISHES DRAWINGS |  |
| ⑨ LOCKER SYSTEM                                |  |



**WARD YOUNG**  
 10010 Dunsmuir Place, Suite 200  
 Boulder, Colorado 80521  
 303.440.5000  
 1501 15th Street, Suite 200  
 Boulder, Colorado



**RECREATION CENTER**  
 LOCKER ROOM  
 MODERNIZATION

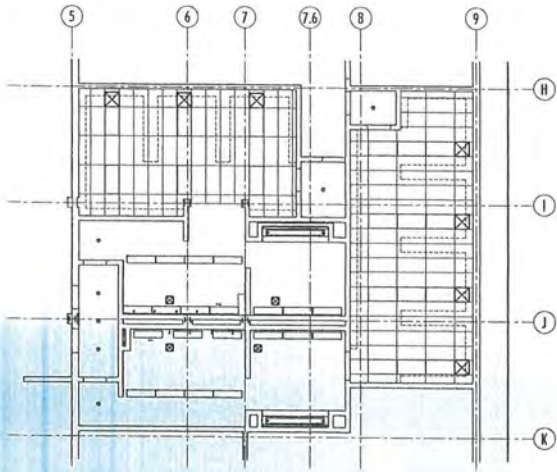
DATE: \_\_\_\_\_  
 \_\_\_\_\_  
 \_\_\_\_\_  
 \_\_\_\_\_  
 \_\_\_\_\_

PROJECT NO: 20017.10  
 SCALE: 1/4" = 1'-0"  
 DRAWN: SG  
 CHECKED: RL  
 DATE: 02/12/2021  
 BUILDING DEPT SUBMITTAL

LOWER LEVEL  
 INTERIOR ELEVATIONS  
 - WOMENS

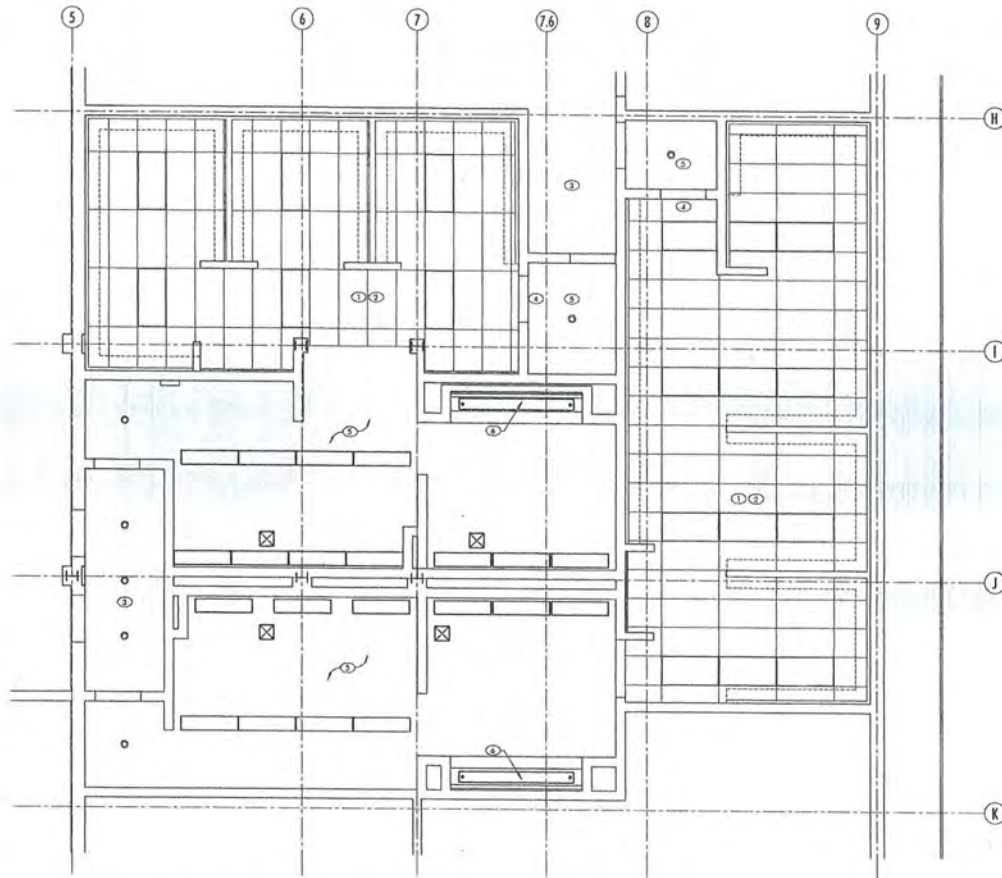
A5.2

These drawings are the property of Ward Young Architects, a C.S. Lewis Company. All design and construction information is for the use of the client and is not to be used or reproduced without the written permission of Ward Young Architects.



EXISTING REFLECTED CEILING PLAN

00 04 08 16 FEET



PROPOSED REFLECTED CEILING PLAN

00 02 04 08 FEET

| REFLECTED CEILING PLAN KEY NOTES |   |
|----------------------------------|---|
| ①                                | STRAIGHTEN AND REPAIR EXISTING T-BAR CEILING GRID, PREP AND PAINT |
| ②                                | INSTALL NEW CEILING TILES   |
| ③                                | AREA NOT IN SCOPE   |
| ④                                | REPAIR BLOCK AT FRAME REMOVAL, PAINT                              |
| ⑤                                | PREP AND PAINT CEILING  |
| ⑥                                | NEW DIFFUSER AT COVE LIGHTING                                     |



**WARD YOUNG**  
 12991 Duxton Place Blvd., Suite 201  
 Las Vegas, California 89131  
 515.548.8928  
 515.548.8988  
 www.wygroup.com



**RECREATION CENTER**  
 LOCKER ROOM  
 MODERNIZATION

REVISIONS

|  |  |
|--|--|
|  |  |
|  |  |
|  |  |
|  |  |
|  |  |
|  |  |

PROJECT NO:  
**20017.10**

SCALE: PROJECTED  
**As Indicated**

DATE: 07/08/21  
 SG RL

TITLE:  
**02/12/2021**  
 BUILDING DEPT SUBMITTAL

LOWER LEVEL  
 REFLECTED CEILING  
 PLAN

**A6.1**





# FINISH LEGEND

## WALL FINISH

**P1 PAINT**  
MFR. SHERWIN WILLIAMS  
COLOR: PURE WHITE SW7005  
FINISH: SEMI GLOSS  
NOTES: FIELD COLOR PAINT

**T1 FIELD WALL TILE**  
MFR. DAL TILE  
STYLE: ANAPOLIS  
COLOR: SAN ANTONIO GLOSS  
SIZE: 6X16  
GROUT: CUSTOM #548 CAPE GREY  
INSTALL 1/8" GROUT JOINT, BRICK  
PATTERN, SEE ELEVATIONS

NOTES: DURABLE, NON-ABSORBANT,  
SMOOTH, EASILY CLEANABLE

**T2 ACCENT WALL TILE**  
MFR. ANN SACKS  
STYLE: SAVOY MOSAICS  
COLOR: LOTUS  
GROUT: CUSTOM #548 CAPE GREY

NOTES: DURABLE, NON-ABSORBANT,  
SMOOTH, EASILY CLEANABLE

## WALL BASE

**TB1 TILE WALL BASE**  
MFR. DAL TILE  
STYLE: ANAPOLIS GAIL AP06  
SIZE: 6X16

NOTES: USE WITH SCHLITER - OR EX-  
ARMA BELOW AND SCHLITER JOLLY  
ABOVE. DURABLE, NON-ABSORBANT,  
SMOOTH, EASILY CLEANABLE

## FLOORING

**F1 CERAMIC FLOOR TILE**  
MFR. DAL TILE  
STYLE: COLOR WHEEL COLLECTION MOSAIC  
COLOR: MATTIE CHALKBOARD 9780  
SIZE: HERKONONE 12X12  
GROUT: CUSTOM #570 DOVE GREY

NOTES: DURABLE, NON-ABSORBANT,  
SMOOTH, EASILY CLEANABLE

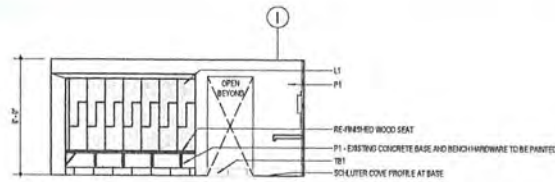
## MILLWORK

**SS1 QUARTZ COUNTER**  
MFR. CAESARSTONE  
STYLE: PATRA GREY 3003

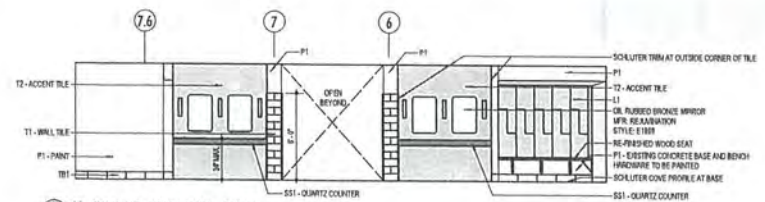
## MISCELLANEOUS

**RP1 RESTROOM AND SHOWER PARTITIONS**  
MFR. SCRANTON PRODUCTS  
COLOR: HAMMERED STAINLESS

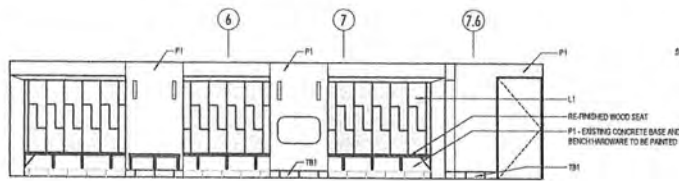
**L1 PHENOLIC LOCKERS**  
MFR. PER SPECIFICATION  
COLOR: WILSONART "BATTLESHIP", 5014K-19



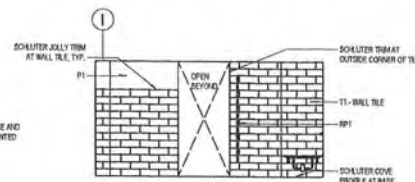
1 LL - WOMEN'S LOCKER ROOM - EAST



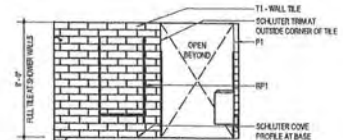
2 LL - WOMEN'S LOCKER ROOM - SOUTH



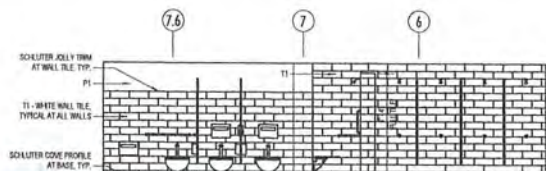
3 LL - WOMEN'S LOCKER ROOM - NORTH



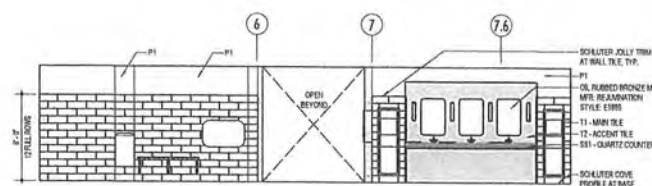
4 LL - WOMEN'S SHOWER - EAST



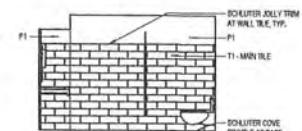
5 LL - WOMEN'S SHOWER - WEST



6 LL - WOMEN'S RESTROOM - SOUTH



7 LL - WOMEN'S RESTROOM - NORTH



8 LL - WOMEN'S RESTROOM - EAST



## WARD YOUNG

17018 Division Road, Suite 200  
Las Vegas, NV 89128  
702.735.1111  
www.wardyoung.com



## RECREATION CENTER

## LOCKER ROOM MODERNIZATION

|          |  |
|----------|--|
| REVISION |  |
|          |  |
|          |  |
|          |  |
|          |  |
|          |  |
|          |  |
|          |  |
|          |  |
|          |  |

|             |                         |
|-------------|-------------------------|
| PROJECT NO. | 20017.10                |
| TITLE       | MODERNIZATION           |
| SCALE       | 1/4" = 1'-0"            |
| DRAWN       | ENCLD                   |
| SG          | RL                      |
| DATE        | 02/12/2021              |
| BY          | BUILDING DEPT SUBMITTAL |
| REVISION    |                         |

## LOWER LEVEL FINISH PLAN, INTERIOR ELEVATIONS - WOMENS

## ID2.0





**POWER NOTES:**

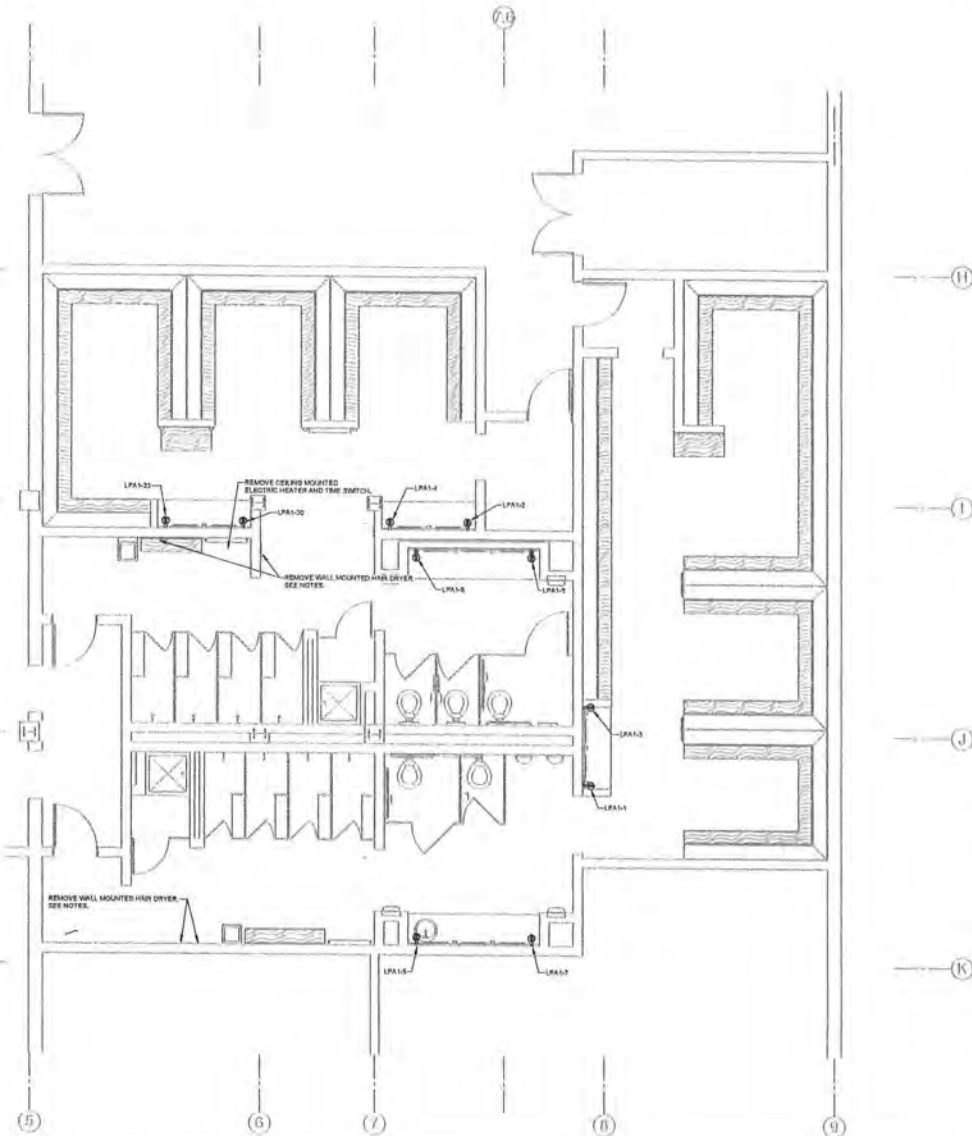
- THIS PROJECT IS A REMODEL OF AN EXISTING BUILDING. CONTRACTOR SHALL VERIFY ALL CONDITIONS IN FIELD PRIOR TO BEGINNING OF WORK. CONTRIBUTION FOR UNFORESEEN CONDITIONS.
- ELECTRICAL LOADS ON PANEL UNIT ARE BEING REDUCED AS PART OF THIS PROJECT. REFER TO LOAD CALCULATION.
- REMOVE ALL CONNECTING CONDUCTORS, CONDUITS, EQUIPMENT, AND PANELS BEARING FOR SIGNS OF CORROSION AND/OR OVERHEATING. IF FOUND, REPLACE ALL DEFECTIVE COMPONENTS AND REMOVE PROTRUSIONS AND OBSTRUCTIONS.
- INSPECT CONDUCTOR SIZE AND CONDUIT FILL. ENSURE THAT AMPACITY IS ADEQUATE. REPAIR DEFECTIVE COMPONENTS AND BEGIN WIRING USED FOR THIS PROJECT MEETS 2017 NEC REQUIREMENTS.
- REMOVE EXISTING WALL MOUNTED HIR DRYER AND BEGIN WIRING USED FOR COVER PLATES FOR THE OUTLET BOXES. REMOVE WIRING IN PLACE.
- PROVIDE WIRING ON CONDUITS AT BOTH ENDS SUCH THAT THE CONDUIT ENDS CAN BE IDENTIFIED FROM EITHER END. WITHIN THE PANELBOARD ENDS, LABEL CONDUCTORS AT BOTH ENDS SUCH THAT THE COVER PLATES CAN BE IDENTIFIED FROM EITHER END. WITHIN THE PANELBOARD, SECURE THE WIRING AWAY FROM THE SUBBARS AND OTHER CURRENT-CARRYING METALLIC SURFACES.
- VANITY AREAS WILL HAVE LIMITED PULLBOX PROVIDED FOR THE INSTALLATION OF GFCI RECEPTACLES. REFER TO ARCHITECTURAL PLANS. PROVIDE THE OUTLET BOXES AND THIN GFCI RECEPTACLES. BRACKETING OF CONCRETE SHALL BE REQUIRED TO FACILITATE THE INSTALLATION OF ELECTRICAL BOXES, IF REQUIRED. COORDINATE WITH GC FOR THE DESIGN OF LABS REGARDING WAREHOUSE TRADE USES. PROVIDE THE BRACKETING. MC CABLE MAY BE USED TO PROVIDE FLEXIBILITY IN THE BACKBOX ATTACHMENT TO THE OUTLET BOX. IF BRACKETING IS REQUIRED, THE AMOUNT OF CUTTING SHOULD BE LIMITED TO THE MINIMAL AMOUNT REQUIRED TO FACILITATE THE INSTALLATION OF THE OUTLET BOX/OUTLET. THIS SHALL BE INSTALLED WITH THE VANITY VERTICAL SURFACE. PROVIDE GFCI PROTECTION BY LOCAL GFCI RECEPTACLES.

**IVGID TI - Locker Rooms  
Load Calculation  
2/10/2021**

**Lower Level Lockers / Restrooms**

| Loads Added                                 | Qty | VA/ea. | VA              |
|---|-----|--------|-----------------|
| 2x4 LED Troffers (Cont. @ 125%)             | 14  | 50     | 875 VA          |
| 1x4 LED Troffers (Cont. @ 125%)             | 21  | 51     | 1339 VA         |
| 4' LED Linear Surface (Cont. @ 125%)        | 4   | 41     | 205 VA          |
| 8' LED Downlight (Cont. @ 125%)             | 4   | 18     | 90 VA           |
| Decorative LED Vanity Scones (Cont. @ 125%) | 23  | 12     | 345 VA          |
| 1x4x6 Dryer Receptacles                     | 5   | 1500   | 7500 VA         |
| <b>Total Loads Added</b>                    |     |        | <b>10354 VA</b> |
| <b>Loads Removed</b>                        |     |        |                 |
| 2x4 Fluorescent Troffers (Cont. @ 125%)     | 14  | 102    | 3330 VA         |
| 1x4 Fluorescent Troffers (Cont. @ 125%)     | 21  | 94     | 1880 VA         |
| 4' Fluorescent Double Tube (Cont. @ 125%)   | 4   | 84     | 320 VA          |
| 8' Fluorescent Downlight (Cont. @ 125%)     | 4   | 32     | 160 VA          |
| Wall Mounted Hair Dryer                     | 4   | 3400   | 9000 VA         |
| Ceiling Mounted Heaters                     | 2   | 1250   | 2500 VA         |
| <b>Total Load Removed</b>                   |     |        | <b>17620 VA</b> |
| <b>Lower Level Net Change in Loads</b>      |     |        | <b>VA</b>       |
| <b>Loads Added</b>                          |     |        | <b>10354 VA</b> |
| <b>Loads Removed</b>                        |     |        | <b>17620 VA</b> |
| <b>Net Change in Loads</b>                  |     |        | <b>-7266 VA</b> |

| PANEL LP41_208_VY_120_VOLT_3PH_4_WIRE |      |                              |      | 100 AMPERE MAIN_CB / 100 AMPERE BUS |               |             |             | MOUNTING SURFACE             |               |             |             | A.I.C. 22x22x12              |               |             |             |
|---------------------------------------|------|------------------------------|------|-------------------------------------|---------------|-------------|-------------|------------------------------|---------------|-------------|-------------|------------------------------|---------------|-------------|-------------|
| LINE                                  | TYPE | USE                          | SIZE | LOAD DESCRIPTION                    | WIRING METHOD | WIRING TYPE | WIRING SIZE | LOAD DESCRIPTION             | WIRING METHOD | WIRING TYPE | WIRING SIZE | LOAD DESCRIPTION             | WIRING METHOD | WIRING TYPE | WIRING SIZE |
| 1                                     | L    | 2x4 LED Troffer              | 14   | 2x4 LED Troffer                     | 14            | 14          | 50          | 2x4 LED Troffer              | 14            | 14          | 50          | 2x4 LED Troffer              | 14            | 14          | 50          |
| 2                                     | L    | 1x4 LED Troffer              | 21   | 1x4 LED Troffer                     | 21            | 21          | 51          | 1x4 LED Troffer              | 21            | 21          | 51          | 1x4 LED Troffer              | 21            | 21          | 51          |
| 3                                     | L    | 4' LED Linear Surface        | 4    | 4' LED Linear Surface               | 4             | 4           | 41          | 4' LED Linear Surface        | 4             | 4           | 41          | 4' LED Linear Surface        | 4             | 4           | 41          |
| 4                                     | L    | 8' LED Downlight             | 4    | 8' LED Downlight                    | 4             | 4           | 18          | 8' LED Downlight             | 4             | 4           | 18          | 8' LED Downlight             | 4             | 4           | 18          |
| 5                                     | L    | Decorative LED Vanity Scones | 23   | Decorative LED Vanity Scones        | 23            | 23          | 12          | Decorative LED Vanity Scones | 23            | 23          | 12          | Decorative LED Vanity Scones | 23            | 23          | 12          |
| 6                                     | L    | 1x4x6 Dryer Receptacle       | 5    | 1x4x6 Dryer Receptacle              | 5             | 5           | 1500        | 1x4x6 Dryer Receptacle       | 5             | 5           | 1500        | 1x4x6 Dryer Receptacle       | 5             | 5           | 1500        |
| <b>SUB TOTAL</b>                      |      |                              |      |                                     |               |             |             |                              |               |             |             |                              |               |             |             |
| <b>LOADS TO BE REMOVED</b>            |      |                              |      |                                     |               |             |             |                              |               |             |             |                              |               |             |             |
| 1                                     | L    | 2x4 Fluorescent Troffer      | 14   | 2x4 Fluorescent Troffer             | 14            | 14          | 102         | 2x4 Fluorescent Troffer      | 14            | 14          | 102         | 2x4 Fluorescent Troffer      | 14            | 14          | 102         |
| 2                                     | L    | 1x4 Fluorescent Troffer      | 21   | 1x4 Fluorescent Troffer             | 21            | 21          | 94          | 1x4 Fluorescent Troffer      | 21            | 21          | 94          | 1x4 Fluorescent Troffer      | 21            | 21          | 94          |
| 3                                     | L    | 4' Fluorescent Double Tube   | 4    | 4' Fluorescent Double Tube          | 4             | 4           | 84          | 4' Fluorescent Double Tube   | 4             | 4           | 84          | 4' Fluorescent Double Tube   | 4             | 4           | 84          |
| 4                                     | L    | 8' Fluorescent Downlight     | 4    | 8' Fluorescent Downlight            | 4             | 4           | 32          | 8' Fluorescent Downlight     | 4             | 4           | 32          | 8' Fluorescent Downlight     | 4             | 4           | 32          |
| 5                                     | L    | Wall Mounted Hair Dryer      | 4    | Wall Mounted Hair Dryer             | 4             | 4           | 3400        | Wall Mounted Hair Dryer      | 4             | 4           | 3400        | Wall Mounted Hair Dryer      | 4             | 4           | 3400        |
| 6                                     | L    | Ceiling Mounted Heater       | 2    | Ceiling Mounted Heater              | 2             | 2           | 1250        | Ceiling Mounted Heater       | 2             | 2           | 1250        | Ceiling Mounted Heater       | 2             | 2           | 1250        |
| <b>SUB TOTAL</b>                      |      |                              |      |                                     |               |             |             |                              |               |             |             |                              |               |             |             |
| <b>NET CHANGE IN LOADS</b>            |      |                              |      |                                     |               |             |             |                              |               |             |             |                              |               |             |             |
| <b>LOADS TO BE ADDED</b>              |      |                              |      |                                     |               |             |             |                              |               |             |             |                              |               |             |             |
| <b>LOADS TO BE REMOVED</b>            |      |                              |      |                                     |               |             |             |                              |               |             |             |                              |               |             |             |
| <b>NET CHANGE IN LOADS</b>            |      |                              |      |                                     |               |             |             |                              |               |             |             |                              |               |             |             |



POWER PLAN  
1/4" = 1'-0"



**WARD YOUNG**  
13818 Drexel Park Blvd Suite 208  
Tustin, California 92680  
714.587.8800  
510.587.8800 fax  
www.wy.com  
**SUGAPINE ENGINEERING, Inc.**

**IVGID REC CENTER LOCKER ROOM MODERNIZATION**

850 INCLINE WAY  
INCLINE VILLAGE, NV  
89451

| NO. | DESCRIPTION | DATE |
|-----|-------------|------|
|     |             |      |
|     |             |      |

PROJECT: IVGIDREC  
SCALE: 1/4" = 1'-0"  
DESIGN: MESSER  
Author: \_\_\_\_\_  
Checker: \_\_\_\_\_  
DATE: 02-12-21  
FOR PERMIT

**POWER PLAN**

**E2.1**

These drawings are the work of the author and are not to be construed as an endorsement of the products or services of any company.

